



FedEx St. Jude
CHAMPIONSHIP™



**2024
MEDIA
GUIDE**

**THE PLAYOFFS START HERE
AUGUST 14-18**



Table of Contents

Welcome from FedEx	3	2016 Four-Round Summary at Bethpage State Park (Black) 146	
Welcome from St. Jude Children's Research Hospital	4	2016 Scoring Recap at Bethpage State Park (Black).....	146
Schedule of Events	5	2015 Four-Round Summary at Plainfield CC	147
2024 FedEx St. Jude Championship	6	2015 Scoring Recap at Plainfield CC	147
Tournament Staff	7	2014 Four-Round Summary at The Ridgewood CC	148
2024 FedEx St. Jude Championship Scorecard	7	2014 Scoring Recap at The Ridgewood CC	148
History at a Glance	9	2013 Four-Round Summary at Liberty National	149
FedEx St. Jude Championship Records	10	2013 Scoring Recap at Liberty National	149
Cut Score History for FedEx St. Jude Championship	15	2012 Four-Round Summary at Bethpage State Park	150
Top-50 FedEx St. Jude Championship Money Leaders		2012 Scoring Recap Bethpage State Park	150
(1967-2023)	16	2011 Four-Round Summary at Plainfield Country Club	151
Top-50 FedEx St. Jude Championship Career Stroke		2011 Scoring Recap at Plainfield Country Club	151
Averages (1967-2023)	16	2010 Four-Round Summary at The Ridgewood CC	152
Top-10 Finishes by Player (3 or more)	17	2010 Scoring Recap at The Ridgewood CC	152
18-, 36- and 54-Hole Leaders	18	2009 Four-Round Summary at Liberty National	153
Individual Player Records	19	2009 Scoring Recap at Liberty National	153
FedEx St. Jude Championship Summaries (2007-2023)	121	2008 Four-Round Summary at Ridgewood CC	154
2007	122	2008 Scoring Recap at Ridgewood CC	154
2008	123	2007 Four-Round Summary at Westchester CC	155
2009	124	2007 Scoring Recap at Westchester CC	155
2010	125	BMW Championship Summaries	156
2011	126	TOUR Championship Summaries	170
2012	127	TPC Southwind Course Records (1989-2023)	183
2013	128	Past Champions	184
2014	129		
2015	130		
2016	131		
2017	132		
2018	133		
2019	134		
2020	135		
2021	136		
2022	137		
2023	138		
2023 Four-Round Summary at TPC Southwind	139		
2023 Scoring Recap at TPC Southwind	139		
2022 Four-Round Summary at TPC Southwind	140		
2022 Scoring Recap at TPC Southwind	140		
2021 Four-Round Summary at Liberty National	141		
2021 Scoring Recap at Liberty National	141		
2020 Four-Round Summary at TPC Boston	142		
2020 Scoring Recap at TPC Boston	142		
2019 Four-Round Summary at Liberty National	143		
2019 Scoring Recap at Liberty National	143		
2018 Four-Round Summary at Ridgewood CC	144		
2018 Scoring Recap at Ridgewood CC	144		
2017 Four-Round Summary at Glen Oaks Club	145		
2017 Scoring Recap at Glen Oaks Club	145		

Welcome from FedEx

Welcome to the 2024 FedEx St. Jude Championship, the first event in the FedExCup Playoffs! We are happy to be with you on the course this year.

FedEx is proud of our 38-year relationship with the PGA TOUR's stop in Memphis, and it's a privilege to continue our support of an immensely important cause – St. Jude Children's Research Hospital and their fight against childhood cancer and other life-threatening diseases.

This tournament is an important part of our local community as it brings golf's top competitors from around the globe to Memphis. At this point in the season, winning is crucial for these players to continue in the race to the FedExCup. We'll find out in just two short weeks who our new FedExCup Champion will be!

Special thanks go to those who planned this year's tournament in order to create the best possible experience for the players, caddies, and fans who will be on-site during tournament week. Our appreciation goes to the PGA TOUR, the tournament staff and the hundreds of volunteers who lead an event we can all be excited to attend.

Sincerely,



Raj Subramaniam
President & CEO
FedEx Corporation



Welcome from St. Jude Children's Research Hospital

Dear Media,

On behalf of everyone at ALSAC and St. Jude Children's Research Hospital, most especially the children and families looking to St. Jude for hope and healing, thank you for joining us for this special week at the FedEx St. Jude Championship.

We are honored and deeply grateful to partner with our close friends at FedEx in bringing the very best PGA TOUR golfers back to Memphis. By supporting this prestigious opening tournament of the 2024 FedExCup Playoffs, you enrich one of professional golf's longest-running traditions – and you further the mission of St. Jude: Finding cures. Saving children.

We deeply appreciate the tireless effort and positive energy from dedicated staff and volunteers to provide a world-class experience for the fans, golfers and their support teams. For more than 50 years, this event has supported lifesaving care and research at St. Jude, while helping ensure families never receive a bill from St. Jude for treatment, travel, housing or food – so they can focus on helping their child live. I hope you are touched when you see amazing St. Jude patients who are able to join us on the course this week.

This inspiring week fuels our drive to help St. Jude continue to lead the way the world understands, treats and defeats childhood cancer and other life-threatening diseases. It is a reminder that this drive is not ours alone. It's in every family hoping for a cure, in every gesture of support, in every act of kindness – and in every donation made at stjude.org/give.

We are delighted to have you here cheering for the 70 outstanding PGA TOUR golfers who earned their way into another exciting FedEx Cup Playoff. And as St. Jude expands our global mission to impact more children everywhere, we are once again deeply grateful to all of you for sharing our belief that every child deserves to live their best life and celebrate every moment.

With deep appreciation,



Richard C. Shadyac Jr.
President and Chief Executive Officer
ALSAC, the fundraising and awareness organizations for St. Jude Children's Research Hospital



Schedule of Events

*All times in Central Standard Time (CST)

MONDAY, AUGUST 12

Course Closed to Public

Practice Round for Professionals

TUESDAY, AUGUST 13

Course Closed to Public

Practice Round for Professionals

3:30 p.m. Putt A Round with Collin Morikawa & Stephen Jaeger
Practice Putting Green

3:30 - 6:30 p.m. Nike Made to Play Day
No. 14 off Tournament Drive

WEDNESDAY, AUGUST 14

Gates open at 7 a.m.

Practice Round for Professionals

7 - 9:40 a.m. Morning Pro-Am Tee Times
No. 1 and No. 10 tees

7 - 11 a.m. Little Loopers (St. Jude Patients)
No. 11

11 a.m. FedEx Purple Eagle Plane Dedication
Driving Range

12 - 1 p.m. Afternoon Pro-Am Tee Times
No. 1 and No. 10 tees

THURSDAY, AUGUST 15

Gates open at 7 a.m.

7:20 a.m. - 1:15 p.m. First Round of Competition
Twosomes off No. 1 tee

7 a.m. - 5 p.m. ESPN+

1 - 5 p.m. PGA TOUR Radio

1 - 5 p.m. GOLF Channel

FRIDAY, AUGUST 16

Gates open at 7 a.m.

7:20 a.m. - 1:15 p.m. Second Round of Competition
Twosomes off No. 1 tee

7 a.m. - 5 p.m. ESPN+

1 - 5 p.m. PGA TOUR Radio

1 - 5 p.m. GOLF Channel

SATURDAY, AUGUST 17

Gates open at 7 a.m.

7:20 a.m. - 1:15 p.m. Third Round of Competition
Twosomes off No. 1 tee

7 a.m. - 5 p.m. ESPN+

12 - 5 p.m. PGA TOUR Radio

12 - 2 p.m. GOLF Channel

2 - 5 p.m. NBC

3 p.m. FedEx Flyover

SUNDAY, AUGUST 18

Gates open at 7 a.m.

7:20 a.m. - 1:15 p.m. Final Round of Competition
Twosomes off No. 1 tee

7:30 a.m. - 5 p.m. ESPN+

11 a.m. - 1 p.m. Golf Channel

12 - 5 p.m. PGA TOUR Radio

1 - 5 p.m. NBC

3 - 5 p.m. St. Jude Honorary Pin Flag Holders
No. 18 green

Following play Closing Ceremony
No. 18 green

2024 FedEx St. Jude Championship

- DATE:** August 14-18, 2024
- SITE:** TPC Southwind
- PAR/YARDAGE:** 35-35=70/7,243 yards
- 2023 CHAMPION:** Lucas Glover, 265 (-15)
- ARCHITECT:** Ron Prichard (1988) with Hubert Green, Fuzzy Zoeller as consultants
- FORMAT:** Four-day, 72-hole stroke-play competition; no cut
- PURSE:** \$20 million (US); \$3.6 million to the winner
- TICKETS:** Tickets to the FedEx St. Jude Championship are available at fedexchampionship.com
- TV LISTINGS:** Showcasing the biggest moments in the sport with history and legacy on the line, the PGA TOUR has long-term domestic distribution partnerships for broadcast coverage on CBS, NBC and Golf Channel and video streaming service on ESPN+. Internationally, PGA TOUR coverage is available across 200+ countries and territories in 30 languages via 44 broadcast and digital partners.
- | | | |
|-------------------|----------------------------|---------------------|
| Thursday, Aug. 15 | 1-5 p.m. | GOLF Channel |
| Friday, Aug. 16 | 1-5 p.m. | GOLF Channel |
| Saturday, Aug. 17 | 12-2 p.m.
2-5 p.m. | GOLF Channel
NBC |
| Sunday, Aug. 18 | 11 a.m.-1 p.m.
1-5 p.m. | GOLF Channel
NBC |
- *All in Central Time
- WEBSITE:** www.fedexchampionship.com
- IMPACT:** Since 1970, Memphis' PGA TOUR stop has raised more than \$72 million for the championship's primary charitable beneficiary, St. Jude Children's Research Hospital and helped drive awareness around the globe.
- SOCIAL MEDIA:** Facebook: /FedExChamp
X: @FedExChamp
Instagram: @FedExChamp
- CHAMPIONSHIP OFFICE:** Joe Tomek - Executive Director
FedEx St. Jude Championship
3325 Club at Southwind
Memphis, TN 38125
Phone: 901-748-0534
- MEDIA CONTACTS:** Amanda Cantor, Communications Manager, PGA TOUR
301-675-2426, amandacantor@pgatourhq.com

Tournament Staff

TOURNAMENT STAFF

Joe Tomek	Executive Director
Nikki Paine	Senior Tournament Services Manager
Robert Miller	Sales Director
Jason Cockerham	Sales Manager
Madison Brabham	Sales Coordinator
Annie Ferrentino	Tournament Services Specialist
Brenden Lewison	Tournament Operations Specialist

REFEREE STAFF

Gary Young	Chief Referee
Andrew Miller	Advance Official, Senior Tournament Referee
Michael Peterson	Senior Tournament Referee
Robby Ware	Senior Tournament Referee
Clay Neeley	Tournament Referee
David Donnelly	Tournament Referee
Ken Tackett	Tournament Referee
Bo Ream	Tournament Referee
Mark Dusbabek	Tournament Referee
Orlando Pope	Tournament Referee

COMMUNICATIONS STAFF

Amanda Cantor	Manager, Communications, PGA TOUR
Rachel Noble	Manager, Communications, PGA TOUR
Laura Vescovi	Senior Manager, Communications, PGA TOUR
Stewart Moore	Vice President, Communications, PGA TOUR
Michael Baliker	Director, Communications, PGA TOUR
Tracey Veal	Manager, Media Relations, PGA TOUR

2024 FedEx St. Jude Championship Scorecard

HOLE	1	2	3	4	5	6	7	8	9	OUT	10	11	12	13	14	15	16	17	18	IN	TOTAL	
Marker's Notes																						
Player _____ Tee _____ Time _____ Date _____ Round _____											<div style="border: 1px dashed black; padding: 5px; margin-bottom: 10px;">DO NOT WRITE IN THIS SPACE</div> <h2 style="margin: 0;">2024 Official Scorecard</h2>											
HOLE	1	2	3	4	5	6	7	8	9	OUT												10
Yards	434	401	579	196	485	445	482	171	457	3650	465	162	406	472	205	395	530	505	453	3593	7243	
Par	4	4	5	3	4	4	4	3	4	35	4	3	4	4	3	4	5	4	4	35	70	
Score																						
_____ <input type="checkbox"/>											_____ <input type="checkbox"/>											
MARKER'S SIGNATURE											PLAYER'S SIGNATURE											

2024 FedEx St. Jude Championship Purse Breakdown - \$20,000,000

Position	Prize	Position	Prize
1	\$3,600,000	36	\$103,000
2	\$2,160,000	37	\$98,000
3	\$1,360,000	38	\$94,000
4	\$960,000	39	\$90,000
5	\$800,000	40	\$86,000
6	\$720,000	41	\$82,000
7	\$670,000	42	\$78,000
8	\$620,000	43	\$74,000
9	\$580,000	44	\$70,000
10	\$540,000	45	\$66,000
11	\$500,000	46	\$62,000
12	\$460,000	47	\$58,000
13	\$420,000	48	\$54,800
14	\$380,000	49	\$52,000
15	\$360,000	50	\$50,400
16	\$340,000	51	\$49,200
17	\$320,000	52	\$48,000
18	\$300,000	53	\$47,200
19	\$280,000	54	\$46,400
20	\$260,000	55	\$46,000
21	\$240,000	56	\$45,600
22	\$224,000	57	\$45,200
23	\$208,000	58	\$44,800
24	\$192,000	59	\$44,400
25	\$176,000	60	\$44,000
26	\$160,000	61	\$43,600
27	\$154,000	62	\$43,200
28	\$148,000	63	\$42,800
29	\$142,000	64	\$42,400
30	\$136,000	65	\$42,000
31	\$130,000	66	\$41,600
32	\$124,000	67	\$41,200
33	\$118,000	68	\$40,800
34	\$113,000	69	\$40,400
35	\$108,000	70	\$40,000


History at a Glance

Year	Winner	Score	Runner-up	Score	Location	Par/Yards	Prize Money	First Place
2007	Steve Stricker	268	K.J. Choi	270	Westchester CC	71/6,839	7,000,000	1,260,000
2008	Vijay Singh*	276	Sergio Garcia Kevin Sutherland	276	Ridgewood CC	71/7,319	7,000,000	1,260,000
2009	Heath Slocum	275	Ernie Els Padraig Harrington Steve Stricker Tiger Woods	276	Liberty National	71/7,419	7,500,000	1,350,000
2010	Matt Kuchar*	272	Martin Laird	272	Ridgewood CC	71/7,319	7,500,000	1,350,000
2011	Dustin Johnson~	194	Matt Kuchar	196	Plainfield CC	71/6,964	8,000,000	1,440,000
2012	Nick Watney	274	Brandt Snedeker	277	Bethpage State Park (Black)	71/7,468	8,000,000	1,440,000
2013	Adam Scott	273	Graham DeLaet Justin Rose Gary Woodland Tiger Woods	274	Liberty National	71/7,353	8,000,000	1,440,000
2014	Hunter Mahan	270	Stuart Appleby Jason Day Cameron Tringale	272	Ridgewood CC	71/7,319	8,000,000	1,440,000
2015	Jason Day	261	Henrik Stenson	267	Plainfield CC	70/7,012	8,250,000	1,485,000
2016	Patrick Reed	275	Emiliano Grillo Sean O'Hair	276	Bethpage State Park (Black)	71/7,468	8,500,000	1,530,000
2017	Dustin Johnson*	267	Jordan Spieth	267	Glen Oaks Club	70/7,346	8,700,000	1,575,000
2018	Bryson DeChambeau	266	Tony Finau	270	Ridgewood CC	71/7,385	9,000,000	1,620,000
2019	Patrick Reed	268	Abraham Ancer	269	Liberty National GC	71/7,370	9,250,000	1,665,000
2020	Dustin Johnson	254	Harris English	265	TPC Boston	71/7,308	\$9,500,000	1,710,000
2021	Tony Finau*	264	Cameron Smith	264	Liberty National GC	71/7,410	\$9,500,000	1,710,000
2022	Will Zalatoris*	265	Sepp Straka	265	TPC Southwind	70/7,243	\$15,000,000	2,700,000
2023	Lucas Glover*	265	Patrick Cantlay	265	TPC Southwind	70/7,243	\$20,000,000	3,600,000

* = Won playoff

~ = Weather-shortened tournament

FedEx St. Jude Championship Records



In 2023, Lucas Glover earned his sixth PGA TOUR win, defeating Patrick Cantlay on the first playoff hole.

FedEx St. Jude Championship All-Time Records 2007-2023

SCORING

BEST 9 HOLES:

27 (Front 9, Round 2), **Dustin Johnson**, 2020, TPC Boston
28 (Front 9, Round 1), **Ryan Palmer**, 2010, Ridgewood Country Club
28 (Front 9, Round 4), **Luke Donald**, 2010, Ridgewood Country Club
29 (Front 9, Round 3), **Justin Rose**, 2023, TPC Southwind
29 (Back 9, Round 2), **Scottie Scheffler**, 2020, TPC Boston
29 (Back 9, Round 4), **Robby Shelton**, 2020, TPC Boston
29 (Front 9, Round 2), **Matt Kuchar**, 2017, Glen Oaks Club
29 (Front 9, Round 2), **Dustin Johnson**, 2011, Plainfield Country Club
29 (Front 9, Round 3), **Dustin Johnson**, 2011, Plainfield Country Club
29 (Front 9, Round 3), **Brandt Snedeker**, 2011, Plainfield Country Club
29 (Front 9, Round 3), **Y.E. Yang**, 2011, Plainfield Country Club
29 (Front 9, Round 2), **Kevin Streelman**, 2010, Ridgewood Country Club

BEST 18 HOLES (PAR 70):

61, **Justin Rose**, Round 3, 2023, TPC Southwind
62, **Si Woo Kim**, Round 1, 2022, TPC Southwind
62, **J.J. Spaun**, Round 1, 2022, TPC Southwind
62, **Carlos Ortiz**, Round 3, 2015, Plainfield Country Club
62, **Jason Day**, Final Round, 2015, Plainfield Country Club

BEST 18 HOLES (PAR 71):

59, **Scottie Scheffler**, Round 2, 2020, TPC Boston
60, **Cameron Smith**, Round 3, 2021, Liberty National Golf Club
61, **Brandt Snedeker**, Round 3, 2011, Plainfield Country Club

BEST 36 HOLES (PAR 70):

129, **J.J. Spaun**, 2022, TPC Southwind

BEST 36 HOLES (PAR 71):

127, **Dustin Johnson**, 2020, TPC Boston
128, **Matt Kuchar**, 2011, Plainfield Country Club
129, **Dustin Johnson**, 2011, Plainfield Country Club
129, **Vijay Singh**, 2011, Plainfield Country Club

BEST MIDDLE 36 HOLES (PAR 70):

128, **Will Zalatoris**, 2022, TPC Southwind
128, **Justin Rose**, 2023, TPC Southwind

BEST MIDDLE 36 HOLES (PAR 71):

127, **Dustin Johnson**, 2020, TPC Boston
128, **Cameron Smith**, 2021, Liberty National Golf Club
128, **Dustin Johnson**, 2011, Plainfield Country Club

BEST 54 HOLES (PAR 70):

196, **Lucas Glover**, 2023 TPC Southwind
197, **J.J. Spaun**, 2022, TPC Southwind
198, **Jordan Spieth**, 2017 Glen Oaks Club

BEST 54 HOLES (PAR 71):

191, **Dustin Johnson**, 2020, TPC Boston
194, **Dustin Johnson**, 2011, Plainfield Country Club
197, **Bryson DeChambeau**, 2018, Ridgewood Country Club

BEST 72 HOLES: (PAR 70):

261, **Jason Day**, 2015 Plainfield Country Club

BEST 72 HOLES (PAR 71):

254, **Dustin Johnson**, 2020, TPC Boston
264, **Tony Finau**, 2021, Liberty National Golf Club
264, **Cameron Smith**, 2021 Liberty National Golf Club

HIGH WINNING SCORE:

276, **Vijay Singh**, 2008

HIGH 18-HOLE SCORE:

84 (13-over), **Ben Curtis**, 2009, Round 2, Liberty National Golf Club
83 (12-over), **Ben Curtis**, 2013, Round 2, Liberty National Golf Club

LOW FIRST-ROUND SCORE:

62 (9-under), **Troy Merritt**, 2019, Liberty National Golf Club
62 (9-under), **Hunter Mahan**, 2008, Ridgewood Country Club
62 (8-under), **Si Woo Kim**, 2022, TPC Southwind
62 (8-under), **J.J. Spaun**, 2022, TPC Southwind

LOW SECOND-ROUND SCORE:

59 (12-under), **Scottie Scheffler**, 2020, TPC Boston
60 (11-under), **Dustin Johnson**, 2020, TPC Boston

LOW THIRD-ROUND SCORE:

60 (11-under), **Cameron Smith**, 2021, Liberty National Golf Club
61 (11-under), **Justin Rose**, 2023, TPC Southwind
61 (10-under), **Brandt Snedeker**, 2011, Plainfield Country Club (54-hole event)

LOW FINAL-ROUND SCORE:

62 (9-under), **Jason Day**, 2015, Plainfield Country Club
63 (8-under), **Dustin Johnson**, 2020, TPC Boston
63 (8-under), **Robby Shelton**, 2020, TPC Boston

LOW START BY WINNER:

65, **Dustin Johnson**, 2017
65, **Nick Watney**, 2012

LOW FINISH BY WINNER:

62, **Jason Day**, 2015, Plainfield Country Club
63, **Dustin Johnson**, 2020, TPC Boston

HIGH START BY WINNER:

71, **Will Zalatoris**, 2022
70, **Vijay Singh**, 2008

HIGH FINISH BY WINNER:

70, **Patrick Reed**, 2016
70, **Vijay Singh**, 2008

FedEx St. Jude Championship All-Time Records 2007-2023

LARGEST 18-HOLE LEAD:

4 strokes, **Hunter Mahan**, 2008, Ridgewood Country Club

LARGEST 36-HOLE LEAD:

3 strokes, **Steve Stricker**, 2008, Ridgewood Country Club

LARGEST 54-HOLE LEAD:

5 strokes, **Dustin Johnson**, 2020, TPC Boston

HOLES-IN-ONE:

2007: **Justin Rose**, 14th hole, Round 3, Westchester Country Club

2009: **Daniel Chopra**, 4th hole, Round 3, Liberty National Golf Club

2012: **Chris Kirk**, 17th hole, Round 2, Bethpage State Park (Black Course)

Roberto Castro, 14th hole, Round 2, Bethpage State Park (Black Course)

2013: **Greg Chalmers**, 14th hole, Round 3, Liberty National Golf Club

2015: **K.J. Choi**, 14th hole, Round 3, Liberty National Golf Club
Brian Harman, 13rd hole, Round 4, Plainfield Country Club
Brian Harman, 14th hole, Round 4, Plainfield Country Club

2018: **J.T. Poston**, 6th hole, Round 2, Ridgewood Country Club

2021: **C.T. Pan**, 4th hole, Round 2, Liberty National Golf Club

2023: **Sam Burns**, 11th hole, Round 3, TPC Southwind

DOUBLE EAGLES:

None

MOST CONSECUTIVE BIRDIES:

6, **Luke Donald**, Round 4 (Nos. 1-6), 2010, Ridgewood Country Club

6, **J.J. Henry**, Round 1 (Nos. 15-2), 2011, Plainfield Country Club

6, **Y.E. Yang**, Round 3 (Nos. 2-7), 2011, Plainfield Country Club

BEST BIRDIE-EAGLE STREAK:

7-under (B-E-B-E-B), Round 2 (Nos. 1-5), **Dustin Johnson**, 2020, TPC Boston

Highest cut: 147 – 2009, Liberty National Golf Club

Lowest cut: 138 – 2011, Plainfield Country Club
138 – 2022, TPC Southwind

VICTORY RECORDS

MULTIPLE WINNERS:

3, **Dustin Johnson**, 2011, 2017, 2020

2, **Patrick Reed**, 2016, 2019

INTERNATIONAL WINNERS:

Vijay Singh, Fiji, 2008, Ridgewood Country Club

Adam Scott, Australia, 2013, Liberty National Golf Club

Jason Day, Australia, 2015, Plainfield Country Club

CONSECUTIVE VICTORIES:

None

LARGEST FINAL-ROUND COMEBACK:

6 strokes, **Adam Scott**, 2013, Liberty National Golf Club

5 strokes, **Matt Kuchar**, 2010, Ridgewood Country Club

WIRE-TO-WIRE WINNERS (NO TIES):

None

18-HOLE LEADERS/CO-LEADERS WHO HAVE GONE ON TO WIN: 1/17

Patrick Reed, 2016

36-HOLE LEADERS/CO-LEADERS WHO HAVE GONE ON TO WIN: 5/17

Nick Watney, 2012

Patrick Reed, 2016

Dustin Johnson, 2017

Dustin Johnson, 2020

Lucas Glover, 2023

54-HOLE LEADERS/CO-LEADERS WHO HAVE GONE ON TO WIN: 6/16*

*Excludes rain-shortened 2011 event

Steve Stricker, 2007

Jason Day, 2015

Bryson DeChambeau, 2018

Patrick Reed, 2019

Dustin Johnson, 2020

Lucas Glover, 2023

LARGEST MARGIN OF VICTORY:

11 strokes, **Dustin Johnson**, 2020, TPC Boston

YOUNGEST WINNER:

24 years, 11 months, 10 days, **Bryson DeChambeau**, 2018, Ridgewood Country Club

OLDEST WINNER:

45 years, 6 months, 22 days, **Vijay Singh**, 2008, Ridgewood Country Club

Winners in their 20s: 6

Winners in their 30s: 8

Winners in their 40s: 3

PLAYERS WHO MADE FEDEX ST. JUDE CHAMPIONSHIP THEIR FIRST PGA TOUR WIN:

(1): **Will Zalatoris**, 2022

FedEx St. Jude Championship All-Time Records 2007-2023

BEST FINISH, FIRST APPEARANCE:

Won **Will Zalatoris**, 2022
 Won **Steve Stricker**, 2007
 2nd **K.J. Choi**, 2007
 T2 **Emiliano Grillo**, 2016
Tiger Woods, 2009
 3rd **Rory Sabbatini**, 2007
 T3 **Jon Rahm**, 2017

PLAYOFFS:

Vijay Singh def. **Sergio Garcia**, **Kevin Sutherland** with a birdie on the second extra hole; Sutherland was eliminated on the first hole when Singh and Garcia made birdies, 2008, Ridgewood Country Club

Matt Kuchar def. **Martin Laird** with a birdie on the first extra hole, 2010, Ridgewood Country Club

Dustin Johnson def. **Jordan Spieth** with a birdie on the first extra hole, 2017, Glen Oaks Club

Tony Finau def. **Cameron Smith** with a par on the first extra hole, 2021, Liberty National Golf Club

Will Zalatoris def. **Sepp Straka** with a bogey-4 on the third extra hole, 2022, TPC Southwind

Lucas Glover def. **Patrick Cantlay** with a par-4 on the first extra hole, 2023, TPC Southwind

MISCELLANEOUS RECORDS

MOST APPEARANCES (2007-2023):

17 **Matt Kuchar**
 15 **Charley Hoffman**
Phil Mickelson
Bubba Watson

MOST TOP-5 FINISHES:

5, **Adam Scott**
 4, **Dustin Johnson**
 4, **Jason Day**

MOST TOP-10 FINISHES:

6, **Adam Scott**
 6, **Dustin Johnson**
 5, **Jason Day**

MOST CUTS MADE:

14 **Charley Hoffman**
 12 **Matt Kuchar**
Phil Mickelson
Kevin Streelman
Justin Rose

MOST CONSECUTIVE CUTS MADE (ACTIVE):

9 **Paul Casey** (2008, 2010, 2014-18, 2020-21)
Charley Hoffman (2013-21)
Rory McIlroy (2010, 2012-14, 2016-17, 2019-21)
 8 **Justin Thomas** (2015-2022)

7 **Scott Piercy** (2013, 2015-16, 2018-21)
Patrick Reed (2014-20)
Webb Simpson (2015-21)

COURSE RECORDS

Westchester Country Club (Par 71)
 62, **Hunter Mahan**, 2007

The Ridgewood Country Club (Par 71)
 62, **Hunter Mahan**, 2008

Liberty National Golf Club (Par 71)
 60, **Cameron Smith**, 2021
 62, **Troy Merritt**, 2019
 62, **Kevin Chappell**, 2013

Plainfield Country Club (Par 71 in 2011; Par 70 in 2015)
 61, **Brandt Snedeker**, 2011

Bethpage State Park, Black Course (Par 71)
 64, **Padraig Harrington**, 2012
 64, **Sung Kang**, 2016
 64, **Johnson Wagner**, 2016

Glen Oaks Club (Par 70)
 64, **Russell Henley**, 2017
 64, **Matt Kuchar**, 2017

TPC Boston (Par 71)
 59, **Scottie Scheffler**, 2020

TPC Southwind (Par 70)
 61, **Justin Rose**, 2023

FEDEXCUP PLAYOFFS RECORDS

(*Note the FedExCup Playoffs were reduced from four to three events in 2019)

BIGGEST MOVERS IN FEDEXCUP PLAYOFFS:

Year	Player	Entering Playoffs	Final Position	Change
2023	Lucas Glover	49	18	+31
2022	Lucas Glover	108	39	+82
2021	Charley Hoffman	91	33	+58
2020	Jason Kokrak	90	42	+48
2019	Harold Varner III	102	38	+64
2018	Hideki Matsuyama	76	T13	+63
2017	Patrick Cantlay	78	29	+49
2016	Sean O'Hair	108	27	+81
2015	Zac Blair	106	59	+47
2014	Morgan Hoffmann	124	26	+98
2013	Kevin Stadler	87	33	+54
2012	Graham DeLaet	106	53	+53

FedEx St. Jude Championship All-Time Records 2007-2023

	Ryan Moore	64	11	+53
2011	Camilo Villegas	109	33	+76
2010	Martin Laird	95	11	+84
2009	Heath Slocum	124	8	+116
2008	Tim Herron	133	63	+80
2007	Arron Oberholser	72	34	+38

PLAYERS TO MOVE INSIDE TOP 70 AFTER FEDEX ST. JUDE CHAMPIONSHIP (SINCE 2019):

Year	Player	Entering FESJC	After FESJC
2023	Cam Davis	62	45
	Hideki Matsuyama	57	47
2022	Lucas Glover	121	34
	Adam Scott	77	45
	Andrew Putnam	87	47
	Wyndham Clark	79	70
	Alex Noren	91	43
2021	Erik Van Rooyen	76	45
	Tom Hoge	108	48
	Harold Varner III	72	56
	Keith Mitchell	101	63
	Harry Higgs	80	69
2020	Alex Noren	78	47
	Harry Higgs	72	48
	Russell Henley	101	61
	Robby Shelton	81	62
	Jason Kokrak	90	66
2019	Louis Oosthuizen	99	70
	Harold Varner III	102	29
	Troy Merritt	72	59
	Wyndham Clark	90	68
	Joaquin Niemann	74	70

MOST WINS IN FEDEXCUP PLAYOFFS:

- 6 **Rory McIlroy**
- Dustin Johnson**
- 4 **Tiger Woods**

LARGEST MARGIN OF VICTORY IN FEDEXCUP PLAYOFFS EVENT:

- 11 strokes **Dustin Johnson**, 2020 FedEx St. Jude Championship, TPC Boston
- 8 strokes **Tiger Woods**, 2009 BMW Championship, Cog Hill Golf & Country Club
- Tiger Woods**, 2007 TOUR Championship, East Lake Golf Club
- 6 strokes **Dustin Johnson**, 2020 TOUR Championship, East Lake Golf Club
- Jason Day**, 2015 FedEx St. Jude Championship, Plainfield Country Club
- Jason Day**, 2015 BMW Championship, Conway Farms Golf Club

LOWEST ROUND IN FEDEXCUP PLAYOFFS EVENT:

- 59 **Scottie Scheffler**, Round 2, 2020 FedEx St. Jude Championship, TPC Boston
- Jim Furyk**, Round 2, 2013 BMW Championship, Conway Farms Golf Club
- 60 **Cameron Smith**, Round 3, 2021 FedEx St. Jude Championship, Liberty National Golf Club
- Dustin Johnson**, Round 2, 2020 FedEx St. Jude Championship, Liberty National Golf Club
- Zach Johnson**, Round 3, 2007 TOUR Championship, East Lake Golf Club
- 61 **Justin Rose**, Round 3, 2023 FedEx St. Jude Championship, TPC Southwind
- Justin Thomas**, Round 3, 2019 BMW Championship, Medinah Country Club #1
- Jason Day**, Round 1, 2015 BMW Championship, Conway Farms Golf Club
- Matt Kuchar**, Round 3, 2015 BMW Championship, Conway Farms Golf Club
- Brandt Snedeker**, Round 3, 2011 FedEx St. Jude Championship, Plainfield Country Club
- Mike Weir**, Round 1, 2008 Dell Technologies Championship, TPC Boston

YOUNGEST TO WIN A FEDEXCUP PLAYOFFS EVENT:

- 22, **Jordan Spieth**, 2015 TOUR Championship, East Lake Golf Club
- 23, **Xander Schauffele**, 2017 TOUR Championship, East Lake Golf Club
- 23, **Rory McIlroy**, 2012 Dell Technologies Championship, TPC Boston
- 23, **Rory McIlroy**, 2012 BMW Championship, Crooked Stick Golf Club

OLDEST TO WIN A FEDEXCUP PLAYOFFS EVENT:

- 45 years, **Vijay Singh**, 2008 FedEx St. Jude Championship, Ridgewood Country Club
- 45 years, **Vijay Singh**, 2008 Dell Technologies Championship, TPC Boston
- 43 years, **Lucas Glover**, 2023 FedEx St. Jude Championship, TPC Southwind
- 42 years, **Tiger Woods**, 2018 TOUR Championship, East Lake Golf Club
- 42 years, **Steve Stricker**, 2009 Dell Technologies Championship, TPC Boston

PAST FEDEX ST. JUDE CHAMPIONSHIP WINNERS WHO WENT ON TO WIN THE FEDEXCUP:

- 2008 **Vijay Singh**
- 2020 **Dustin Johnson**

FedEx St. Jude Championship All-Time Records 2007-2023

FEDEX ST. JUDE CHAMPIONSHIP WINNERS' FINAL FEDEXCUP STANDING:

Year	Champion	Final FEC standing
2023	Lucas Glover	18
2022	Will Zalatoris	T30
2021	Tony Finau	T11
2020	Dustin Johnson	1
2019	Patrick Reed	T9
2018	Bryson DeChambeau	3
2017	Dustin Johnson	4
2016	Patrick Reed	3
2015	Jason Day	3
2014	Hunter Mahan	6
2013	Adam Scott	4
2012	Nick Watney	4
2011	Dustin Johnson	4
2010	Matt Kuchar	2
2009	Heath Slocum	8
2008	Vijay Singh	1
2007	Steve Stricker	2

FEDEXCUP CHAMPION RESULTS AT FEDEX ST. JUDE CHAMPIONSHIP:

Year	Champion	Entering FESJC	Finish	After FESJC
2023	Viktor Hovland	7	T13	7
2022	Rory McIlroy	6	MC	9
2021	Patrick Cantlay	3	T11	4
2020	Dustin Johnson	15	Won	1
2019	Rory McIlroy	2	T6	3
2018	Justin Rose	4	MC	6
2017	Justin Thomas	2	6	3
2016	Rory McIlroy	36	T31	38
2015	Jordan Spieth	1	MC	2
2014	Billy Horschel	69	MC	82
2013	Henrik Stenson	9	T43	13
2012	Brandt Snedeker	19	2	2
2011	Bill Haas	15	T24	18
2010	Jim Furyk	3	DNP	8
2009	Tiger Woods	1	T2	1
2008	Vijay Singh	7	Won	1
2007	Tiger Woods	1	N/A	4

Cut Score History for FedEx St. Jude Championship

Year	Cut Score	Year	Cut Score
2022	138	2014	143
2021	141	2013	142
2020	140	2012	143
2019	141	2011	138
2018	142	2010	142
2017	142	2009	147
2016	145	2008	143
2015	142	2007	142

Top-50 FedEx St. Jude Championship Money Leaders (1967-2023)

Name	Events	Earnings	Name	Events	Earnings	Name	Events	Earnings
1 Dustin Johnson	13	6,130,175.00	18 Ernie Els	18	2,144,023.48	35 Tommy Fleetwood	4	1,318,726.00
2 Lucas Glover	16	4,640,147.50	19 Justin Rose	17	2,047,390.00	36 Gary Woodland	11	1,283,215.12
3 Adam Scott	18	4,155,858.33	20 Cameron Smith	6	1,955,747.13	37 Harris English	10	1,252,903.33
4 Vijay Singh	23	3,975,103.04	21 Brandt Snedeker	14	1,845,133.31	38 Phil Mickelson	20	1,250,406.96
5 Patrick Reed	8	3,615,591.95	22 Rory McIlroy	11	1,839,356.25	39 Ian Poulter	15	1,173,212.50
6 Tony Finau	9	3,601,228.12	23 Hunter Mahan	11	1,831,454.00	40 Emiliano Grillo	8	1,170,237.36
7 Jason Day	16	3,585,945.42	24 Justin Thomas	8	1,752,760.22	41 Corey Connors	5	1,149,248.22
8 Sergio Garcia	16	3,353,744.31	25 Bryson DeChambeau	5	1,743,850.00	42 Louis Oosthuizen	7	1,117,843.75
9 Matt Kuchar	20	3,152,502.63	26 Brian Harman	12	1,711,912.35	43 Sungjae Im	5	1,117,685.71
10 Patrick Cantlay	7	3,022,225.00	27 Heath Slocum	9	1,703,081.67	44 Henrik Stenson	7	1,097,210.00
11 Will Zalatoris	1	2,700,000.00	28 Sepp Straka	5	1,677,800.00	45 Charley Hoffman	16	1,093,645.00
12 Jon Rahm	7	2,600,000.00	29 Rory Sabbatini	19	1,628,060.83	46 Kevin Streelman	15	1,077,839.65
13 Nick Watney	15	2,467,515.34	30 Ryan Palmer	15	1,611,145.50	47 Russell Henley	11	1,028,490.96
14 Steve Stricker	9	2,376,736.29	31 Bubba Watson	16	1,606,703.17	48 Kevin Sutherland	14	1,025,573.75
15 Padraig Harrington	10	2,314,662.92	32 Webb Simpson	14	1,493,303.23	49 Abraham Ancer	4	1,019,140.00
16 Jordan Spieth	11	2,305,959.46	33 Tiger Woods	11	1,418,032.50	50 Sean O'Hair	12	1,003,627.92
17 Jim Furyk	22	2,197,919.05	34 Martin Laird	12	1,343,265.00			

Top-50 FedEx St. Jude Championship Career Stroke Averages (1967-2023)

Name	Average	Rounds	Name	Average	Rounds	Name	Average	Rounds
1 Sahith Theegala	67.63	8	18 Adam Schenk	68.55	20	35 Joaquin Niemann	69.21	14
2 Taylor Moore	67.75	8	19 Tommy Fleetwood	68.63	16	T36 Aaron Rai	69.25	8
3 Harry Higgs	67.88	8	20 Alex Noren	68.64	11	T36 Andrew Putnam	69.25	20
4 Jon Rahm	67.96	26	T21 Davis Riley	68.75	8	38 Shane Lowry	69.29	14
5 Tom Kim	68.00	8	T21 Aaron Wise	68.75	16	39 Jason Day	69.31	55
6 Corey Connors	68.10	20	T23 Trey Mullinax	68.88	8	40 Hideki Matsuyama	69.31	32
T7 Lee Hodges	68.13	8	T23 Sebastián Muñoz	68.88	16	41 Tyrrell Hatton	69.32	22
T7 Cam Davis	68.13	16	25 Max Homa	68.94	18	42 Louis Oosthuizen	69.35	26
9 Viktor Hovland	68.19	16	26 Tony Finau	68.97	34	43 Tom Hoge	69.36	14
10 Scottie Scheffler	68.36	14	T27 Adam Svensson	69.00	8	44 Beau Hossler	69.38	16
11 Cameron Smith	68.41	22	T27 Maverick McNealy	69.00	12	45 Emiliano Grillo	69.39	28
12 Patrick Cantlay	68.46	26	T27 Bryson DeChambeau	69.00	16	46 Patrick Reed	69.40	30
T13 Cameron Young	68.50	8	30 Sam Burns	69.07	14	47 Talor Gooch	69.42	12
T13 Stephan Jaeger	68.50	8	31 Cameron Champ	69.10	10	48 Jordan Spieth	69.42	38
T13 Sungjae Im	68.50	18	32 Xander Schauffele	69.13	24	49 Jack Nicklaus	69.43	46
16 Justin Thomas	68.53	32	33 K.H. Lee	69.14	14	50 Y.E. Yang	69.45	11
17 Dustin Johnson	68.53	45	34 Collin Morikawa	69.19	16			

* Minimum of 8 rounds

Top-10 Finishes by Player (3 or more)

Player	Top-10 Finishes	Year (Finish)
Jack Nicklaus	9	1967 (1), 1968 (T2), 1969 (T2), 1971 (T9), 1972 (1), 1973 (T9), 1974 (T5), 1977 (T8), 1978 (T10)
Vijay Singh	9	1993 (1), 1995 (1), 1999 (T5), 2001 (T6), 2004 (T4), 2005 (T7), 2006 (1), 2008 (1); 2011 (T3)
Fred Couples	8	1983 (T8), 1984 (T8), 1987 (T7), 1989 (T5), 1991 (T10), 1992 (T9), 1999 (T10), 2004 (T4)
Tom Kite	8	1979 (6), 1981 (T6), 1982 (T2), 1983 (T10), 1984 (T6), 1989 (T5), 1992 (T6), 1993 (T10)
Tom Watson	8	1974 (T9), 1976 (T2), 1977 (T6), 1978 (T10), 1979 (T10), 1980 (T4), 1986 (T8), 1989 (T3)
Ernie Els	8	1994 (2), 1995 (T4), 1996 (1), 1997 (1), 2000 (T5), 2007 (T4), 2009 (T2), 2014 (T5)
Adam Scott	7	2006 (2), 2010 (T9), 2013 (1), 2016 (T4), 2018 (T5), 2019 (5), 2022 (T5)
Frank Beard	6	1967 (T9), 1968 (T8), 1969 (1), 1970 (T6), 1971 (T4), 1973 (T5)
Jim Furyk	6	1997 (T3), 1998 (2), 2002 (T9), 2005 (2), 2013 (T6), 2014 (8)
Sergio Garcia	6	2000 (3), 2001 (1), 2003 (T4), 2004 (1), 2008 (T2), 2012 (T3)
David Graham	6	1974 (T9), 1976 (1), 1978 (T10), 1979 (T2), 1980 (T7), 1984 (T2)
Dustin Johnson	6	2010 (T9), 2011 (1), 2012 (T3), 2015 (T9), 2017 (1), 2020 (1)
Loren Roberts	6	1984 (T10), 1988 (T6), 1990 (T7), 1991 (T10), 1999 (T5), 2002 (T2)
Dan Sikes	6	1967 (2), 1968 (T2), 1969 (3), 1973 (T3), 1975 (T9), 1976 (T5)
J.C. Snead	6	1979 (T7), 1981 (T6), 1982 (T7), 1985 (T7), 1987 (1), 1989 (T5)
Billy Andrade	5	1989 (T5), 1991 (1), 1994 (T5), 2001 (T3), 2006 (T3)
George Burns	5	1977 (T4), 1979 (T7), 1980 (T7), 1981 (5), 1985 (T2)
Jason Day	5	2010 (T5), 2014 (T2), 2015 (1), 2016 (T4), 2017 (T6)
Brad Faxon	5	1994 (T3), 1996 (T6), 2001 (T6), 2003 (T8), 2005 (T3)
Raymond Floyd	5	1970 (T4), 1981 (1), 1985 (T2), 1990 (T7), 1991 (T8)
Fred Funk	5	1992 (T3), 1993 (T10), 1995 (T4), 1996 (T6), 2003 (T4)
Gibby Gilbert	5	1971 (T2), 1973 (T5), 1978 (T5), 1980 (2), 1981 (T2)
Hale Irwin	5	1971 (T2), 1975 (T6), 1990 (1), 1991 (T3), 1994 (T8)
Tom Lehman	5	1993 (T5), 1996 (T2), 1998 (3), 2002 (T7), 2003 (T8)
Lee Janzen	5	1990 (T7), 1992 (T3), 1993 (T3), 1994 (1), 1999 (T10)

Player	Top-10 Finishes	Year (Finish)
Jon Rahm	5	2017 (T3), 2019 (T3), 2020 (T6), 2021 (3), 2022 (T5)
Mike Reid	5	1980 (T4), 1983 (T4), 1986 (5), 1987 (T4), 1989 (T9)
Tom Weiskopf	5	1970 (T6), 1973 (T3), 1974 (3), 1975 (3), 1977 (3)
Seve Ballesteros	4	1983 (1), 1987 (2), 1988 (1), 1991 (T5)
Bruce Crampton	4	1968 (T8), 1969 (7), 1970 (1), 1974 (T7)
David Frost	4	1988 (T2), 1992 (1), 1993 (T3), 1996 (T6)
Jay Haas	4	1984 (T2), 1986 (T8), 1994 (T3), 2003 (T4)
Matt Kuchar	4	2010 (1), 2011 (2), 2014 (T5), 2017 (T10)
Wayne Levi	4	1982 (T4), 1983 (T10), 1985 (T7), 1991 (T5)
Jeff Maggert	4	1994 (T8), 1996 (T2), 1997 (2), 1998 (T5)
Roger Maltbie	4	1980 (T7), 1983 (7), 1985 (1), 1987 (3)
Bob Murphy	4	1968 (T2), 1973 (2), 1978 (T5), 1979 (T7)
Greg Norman	4	1988 (T2), 1991 (T10), 1992 (T6), 2000 (4)
Chris Perry	4	1987 (T9), 1998 (T10), 1999 (3), 2000 (T5)
Ian Poulter	4	2006 (T9), 2007 (T9), 2009 (T9), 2019 (T10)
Justin Rose	4	2011 (T6), 2013 (T2), 2017 (T10), 2019 (T10)
Webb Simpson	4	2009 (8), 2011 (T10), 2017 (T6), 2020 (T6)
Craig Stadler	4	1981 (T2), 1983 (T2), 1990 (T7), 1992 (T9)
Justin Thomas	4	2016 (T10), 2017 (T6), 2018 (T8), 2021 (T4)
Nick Watney	4	2009 (T6), 2011 (T10), 2012 (1), 2013 (T9)
Tommy Aaron	3	1969 (T5), 1970 (T6), 1972 (T9)
Tom Byrum	3	1998 (T5), 1999 (T10), 2004 (T4)
Stewart Cink	3	1997 (T6), 2001 (T3), 2002 (T5)
Jim Colbert	3	1972 (2), 1974 (T9), 1982 (T7)
David Duval	3	1995 (T8), 1999 (T10), 2000 (2)
Lee Elder	3	1978 (1), 1981 (T6), 1983 (T10)
Steve Elkington	3	1988 (5), 1992 (T9), 1996 (T2)
Bob Estes	3	1997 (T6), 1999 (T10), 2012 (T10)
Rickie Fowler	3	2013 (T9), 2014 (T9), 2016 (T7)
Bob Gilder	3	1982 (1), 1993 (T7), 1995 (T8)
Padraig Harrington	3	2004 (T2), 2005 (1), 2009 (T2)
Gil Morgan	3	1979 (T10), 1984 (T10), 1986 (T3)
Louis Oosthuizen	3	2012 (T5), 2017 (T10), 2019 (T6)
Arnold Palmer	3	1967 (5), 1970 (T6), 1971 (1)
Ryan Palmer	3	2010 (T5), 2015 (T6), 2018 (T5)
Don Pooley	3	1977 (T8), 1982 (T4), 1985 (T10)
Patrick Reed	3	2014 (T9), 2016 (1), 2019 (1)
Rory Sabbatini	3	2004 (T2), 2007 (3), 2010 (T5)
Scott Simpson	3	1979 (T4), 1984 (1), 1986 (T3)
Brandt Snedeker	3	2011 (T3), 2012 (2), 2019 (T6)
Jordan Spieth	3	2016 (T10), 2017 (2), 2019 (T6)
Steve Stricker	3	2007 (1), 2009 (T2), 2010 (T3)
Bob Tway	3	1986 (1), 1998 (T7), 1999 (T10)
Duffy Waldorf	3	1992 (2), 1993 (T10), 1999 (1)
Bubba Watson	3	2012 (T10), 2015 (3), 2017 (T10)
Mark Wiebe	3	1985 (4), 1986 (T6), 1993 (2)

18-, 36- and 54-Hole Leaders

Year	18-Hole Leaders	36-Hole Leaders	54-Hole Leaders
2007	Rory Sabbatini (3)	K.J. Choi (2)	Steve Stricker (W)
2008	Hunter Mahan (T31)	Steve Stricker (T19)	Kevin Streelman (T4)
2009	Paul Goydos (T9), Steve Marino (T15), Sergio Garcia (T31)	Webb Simpson (8)	Paul Goydos (T9), Steve Marino (T15)
2010	Tiger Woods (T12), Vaughn Taylor (T5)	Jason Day (T5)	Martin Laird (2)
2011*	Matt Kuchar (2)	Matt Kuchar (2)	Dustin Johnson (1)
2012	Padraig Harrington (T19)	Sergio Garcia (T3)	Sergio Garcia (T3)
2013	Kevin Stadler (T43)	Matt Kuchar (T19)	Matt Kuchar (T19)
2014	Bo Van Pelt (T13)	Adam Scott (T15), Cameron Triangle (T2)	Jason Day (T2), Jim Furyk (8)
2015	Tony Finau (T16), Spencer Levin (T16) Camile Villegas (T30), Bubba Watson (3)	Bubba Watson (3)	Jason Day (W), Sangmoon Bae (T6)
2016	Martin Laird (T18), Patrick Reed (W)	Patrick Reed (W)	Rickie Fowler (T7)
2017	Russell Henley (T25)	Rickie Fowler (T20), Dustin Johnson (1) Jordan Spieth (2), Jhonattan Vegas (T3)	Jordan Spieth (2)
2018	Jamie Lovemark (T34), Sean O'Hair (T28) Vaughn Taylor (MC), Kevin Tway (T56)	Brooks Koepka (T8), Jamie Lovemark (T34)	Bryson DeChambeau (1)
2019	Troy Merritt (T12)	Dustin Johnson (T24)	Patrick Reed (1)
2020	Cam Davis (T29), Harris English (3) Russell Henley (T8), Kevin Streelman (T61)	Dustin Johnson (1)	Dustin Johnson (1)
2021	Jon Rahm (3), Justin Thomas (T4)	Jon Rahm (3)	Jon Rahm (3), Cameron Smith (2)
2022	Si Woo Kim (T42), J.J. Spaun (T42)	J.J. Spaun (T42)	J.J. Spaun (T42)
2023	Jordan Spieth (T6)	Lucas Glover (1)	Lucas Glover (1)

Note: W = winner, () = Final Finish, * = 54-hole event

Individual Player Records

Aaron, Tommy (70.96)

Year	1st	2nd	3rd	4th	Total	Finish	Money
1967	72	70	70	73	285	T30	1,625.00
1968	70	72	70	71	283	T32	1,531.25
1969	70	67	72	70	279	T5	9,625.00
1970	70	69	69	70	278	T6	6,910.71
1971	75	74			149	CUT	0.00
1972	71	68	71	69	279	T9	6,250.00
1973	70	69	70	74	283	T39	1,025.00
1974	67	73	73	69	282	T26	1,701.45
1975	67	72	75	68	282	T21	2,257.15
1976	70	72	73	69	284	T53	675.00
1977	73	68	75	77	293	T66	400.00
1978	70	70	70	70	280	T16	3,900.00
1979	71	75	68	75	289	T47	1,098.66
1980	73	71			144	CUT	0.00
1982	73	69			142	CUT	0.00
TOTAL							\$36,999.22

Abbott, Jerry (74.50)

Year	1st	2nd	3rd	4th	Total	Finish	Money
1969	73	76			149	CUT	0.00
TOTAL							\$0.00

Acosta, Jr., Joe (76.67)

Year	1st	2nd	3rd	4th	Total	Finish	Money
1995	75	79			154	W/D	0.00
1996	76				76	W/D	0.00
TOTAL							\$0.00

Adamonis, Brad (73.00)

Year	1st	2nd	3rd	4th	Total	Finish	Money
2002	72	73			145	CUT	0.00
2004	69	72	73	77	291	T76	9,712.50
2008	76	72			148	CUT	0.00
TOTAL							\$9,712.50

Adams, Adam (81.00)

Year	1st	2nd	3rd	4th	Total	Finish	Money
1984	81	81			162	CUT	0.00
TOTAL							\$0.00

Adams, Blake (73.00)

Year	1st	2nd	3rd	4th	Total	Finish	Money
2010	76	77			153	CUT	0.00
2011	71	70			141	CUT	0.00
2012	71	69	78	72	290	T65	16,720.00
TOTAL							\$16,720.00

Adams, John (73.77)

Year	1st	2nd	3rd	4th	Total	Finish	Money
1980	75	73			148	CUT	0.00
1982	69	75			144	CUT	0.00
1983	74	71	69	71	285	T21	4,860.00
1985	72	73	73	72	290	T49	1,247.50
1986	75	75			150	CUT	0.00
1987	69	72	70	75	286	T35	2,832.85
1989	71	68	75	74	288	T41	3,600.00
1990	79	74			153	CUT	0.00
1991	73	77			150	CUT	0.00
1993	77	74			151	CUT	0.00
1994	78	76			154	CUT	0.00
1996	74	77			151	CUT	0.00
1997	77	75			152	CUT	0.00
1998	80				80	W/D	0.00
TOTAL							\$12,540.35

Adams, Sam (75.00)

Year	1st	2nd	3rd	4th	Total	Finish	Money
1973	73	75			148	CUT	0.00
1974	75	78			153	CUT	0.00
1976	74	72			146	CUT	0.00
1978	76	77			153	CUT	0.00
TOTAL							\$0.00

Adcock, Mitch (75.33)

Year	1st	2nd	3rd	4th	Total	Finish	Money
1978	76	77			153	CUT	0.00
1990	70	80			150	CUT	0.00
1992	74	75			149	CUT	0.00
TOTAL							\$0.00

Adham, Richie (73.00)

Year	1st	2nd	3rd	4th	Total	Finish	Money
1981	71	73	71	77	292	T59	880.00
TOTAL							\$880.00

Ahern, Jim (76.50)

Year	1st	2nd	3rd	4th	Total	Finish	Money
1973	73	80			153	CUT	0.00
TOTAL							\$0.00

Alarcon, Rafael (70.75)

Year	1st	2nd	3rd	4th	Total	Finish	Money
1997	69	69	73	72	283	T21	15,000.00
TOTAL							\$15,000.00

Albus, Jim (73.23)

Year	1st	2nd	3rd	4th	Total	Finish	Money
1974	75	75			149	CUT	0.00
1977	73	73			146	CUT	0.00
1978	66	74	78	69	287	T55	645.00
1979	82	75			157	CUT	0.00
1981	78	72			150	CUT	0.00
1982	72	69	69	68	278	T26	2,960.00
1983	72	75	73	73	293	T68	895.50
1984	72	72	77	74	295	T71	985.00
1985	75	70	77	73	295	T66	1,030.00
1988	76	70			146	CUT	0.00
TOTAL							\$6,515.50

Alexander, Carl (76.00)

Year	1st	2nd	3rd	4th	Total	Finish	Money
1996	78	75			153	CUT	0.00
1998	77	76			153	CUT	0.00
1999	77	77			154	CUT	0.00
2000	76	77			153	CUT	0.00
2002	77	74			151	CUT	0.00
2004	77	71			148	CUT	0.00
TOTAL							\$0.00

Alker, Steven (72.00)

Year	1st	2nd	3rd	4th	Total	Finish	Money
2003	71	73			144	CUT	0.00
TOTAL							\$0.00

Allan, Steve (73.07)

Year	1st	2nd	3rd	4th	Total	Finish	Money
2001	69	71	72	69	281	T19	39,500.00
2002	71	77			148	CUT	0.00
2004	77	74			151	CUT	0.00
2005	71	74	77	77	299	T71	11,385.00
2007	69	75			144	CUT	0.00
TOTAL							\$50,885.00

Individual Player Records

Allem, Fulton (72.28)

Year	1st	2nd	3rd	4th	Total	Finish	Money
1987	73	72	73	73	291	T58	1,314.00
1988	74	74			148	CUT	0.00
1989	73	68	71	75	287	T36	4,710.00
1990	71	70	68	71	280	T20	11,650.00
1991	66	69	70	73	278	T8	30,000.00
1992	73	67	71	73	284	T30	6,350.00
1993	73	79			152	CUT	0.00
1994	72	69	68	74	283	T38	5,040.00
1995	69	70	81	73	293	T65	2,460.00
1996	70	75	73	71	289	T53	2,714.67
1997	72	72	71	71	286	T38	6,450.00
1998	74				74	W/D	0.00
1999	75	74			149	CUT	0.00
2000	73	68	72	78	291	T57	6,600.00
2002	71	69	70	76	286	T55	7,910.00
2004	83	77			160	CUT	0.00
TOTAL							\$85,198.67

Allen, Michael (72.83)

Year	1st	2nd	3rd	4th	Total	Finish	Money
1990	70	70	72	73	285	T50	2,348.89
1991	72	71	75	75	293	67	2,060.00
1992	71	77			148	CUT	0.00
1993	73	74	71	75	293	T52	2,360.00
1994	72	81			153	CUT	0.00
1995	74	70	69	75	288	T40	4,320.00
1999	78	73			151	CUT	0.00
2002	72	74			146	CUT	0.00
2004	72	72			144	CUT	0.00
2005	72	71	74	69	286	T22	48,012.50
2006	69	70	73	74	286	T36	26,497.92
2008	73	67	75	73	288	T65	14,560.00
2009	75	77			152	CUT	0.00
TOTAL							\$100,159.31

Allen, Ras (73.00)

Year	1st	2nd	3rd	4th	Total	Finish	Money
1969	72	75			147	CUT	0.00
1974	75	70			145	CUT	0.00
TOTAL							\$0.00

Allenby, Robert (71.00)

Year	1st	2nd	3rd	4th	Total	Finish	Money
1993	79	72			151	CUT	0.00
2001	69	68	74	64	275	T8	105,000.00
2002	67	75	75	73	290	T73	6,615.00
2004	69	71	69	69	278	T14	97,125.00
2007	77	71			148	CUT	0.00
2008	69	73	66	75	283	T38	26,600.00
2009	68	75	69	69	281	T15	120,000.00
2010	73	67	74	69	283	T47	19,830.00
2011	67	68	71		206	T52	18,560.00
2012	73	71			144	CUT	0.00
2014	72	74			146	CUT	0.00
TOTAL							\$393,730.00

Allin, Bud (71.90)

Year	1st	2nd	3rd	4th	Total	Finish	Money
1971	75	68	68	76	287	T49	410.00
1972	74	75			149	CUT	0.00
1973	75	73			148	CUT	0.00
1975	68	75	73	72	288	T54	562.67
1976	70	68	72	67	277	T5	8,793.75
1977	73	70	74	72	289	T51	705.00
TOTAL							\$10,471.42

Allred, Jason (76.00)

Year	1st	2nd	3rd	4th	Total	Finish	Money
2005	80	72			152	CUT	0.00
TOTAL							\$0.00

Altgelt, Stanton (73.00)

Year	1st	2nd	3rd	4th	Total	Finish	Money
1976	74	67	73	78	292	T81	0.00
1980	78	74			152	CUT	0.00
1981	70	74	70	72	286	T29	2,660.00
TOTAL							\$2,660.00

Alvarez, Dave (77.00)

Year	1st	2nd	3rd	4th	Total	Finish	Money
1984	77	77			154	CUT	0.00
TOTAL							\$0.00

Amaral, Colin (78.50)

Year	1st	2nd	3rd	4th	Total	Finish	Money
2001	77	80			157	CUT	0.00
TOTAL							\$0.00

Ames, Stephen (71.60)

Year	1st	2nd	3rd	4th	Total	Finish	Money
1999	65	72	75	77	289	T66	5,100.00
2000	74	71			145	CUT	0.00
2002	70	71	66	71	278	T9	94,500.00
2004	72	72			144	CUT	0.00
2008	74	71			145	CUT	0.00
2009	70	79			149	CUT	0.00
2010	73	68	69	72	282	T36	30,784.09
TOTAL							\$130,384.09

An, Byeong Hun (70.88)

Year	1st	2nd	3rd	4th	Total	Finish	Money
2017	75	75			150	CUT	0.00
2018	71	71	67	71	280	T40	32,400.00
2019	73	66	68	72	279	T38	39,775.00
2020	77	73			150	CUT	0.00
2023	67	68	68	72	275	T37	88,000.00
TOTAL							\$160,175.00

Ancer, Abraham (69.58)

Year	1st	2nd	3rd	4th	Total	Finish	Money
2018	71	72			143	CUT	0.00
2019	67	65	68	69	269	2	999,000.00
2020	72	71			143	CUT	0.00
2021	72	69	67	72	280	T64	20,140.00
TOTAL							\$1,019,140.00

Anderson, Chris (72.83)

Year	1st	2nd	3rd	4th	Total	Finish	Money
2003	72	68	70	77	287	T58	11,050.00
2005	77	73			150	CUT	0.00
TOTAL							\$11,050.00

Anderson, JC (73.83)

Year	1st	2nd	3rd	4th	Total	Finish	Money
1991	70	71	69	78	288	T57	2,250.00
1993	78	77			155	CUT	0.00
TOTAL							\$2,250.00

Anderson, Jeremy (73.00)

Year	1st	2nd	3rd	4th	Total	Finish	Money
2001	69	77			146	CUT	0.00
TOTAL							\$0.00

Anderson, Jerry (73.50)

Year	1st	2nd	3rd	4th	Total	Finish	Money
1990	72	76			148	CUT	0.00
1992	74	72			146	CUT	0.00
TOTAL							\$0.00

Individual Player Records

Andrade, Billy (71.33)

Year	1st	2nd	3rd	4th	Total	Finish	Money
1988	76	69	75	71	291	T54	1,589.00
1989	69	69	70	71	279	T5	35,125.00
1990	71	71	69	70	281	T24	7,566.67
1991	68	68	69	68	273	1	180,000.00
1992	72	70	72	67	281	T20	12,500.00
1993	80	78			158	CUT	0.00
1994	70	71	66	69	276	T5	43,800.00
1995	77	76			153	CUT	0.00
1996	70	75	69	72	286	T31	6,520.00
1997	73	71	64	73	281	T12	29,400.00
1998	74	66	74		214	T41	6,480.00
1999	70	71	70	73	284	T35	12,062.50
2000	73	74			147	CUT	0.00
2001	70	69	68	66	273	T3	182,000.00
2002	71	79			150	CUT	0.00
2003	70	72	69	75	286	T54	11,450.00
2004	70	70	75	74	289	T71	10,237.50
2005	72	73	73	80	298	70	11,500.00
2006	66	70	69	72	277	T3	333,500.00
2007	68	77			145	CUT	0.00
TOTAL							\$883,730.67

Antonio, Jr., Alex (76.00)

Year	1st	2nd	3rd	4th	Total	Finish	Money
1967	76				76	W/D	0.00
TOTAL							\$0.00

Antonucci, Paul (79.00)

Year	1st	2nd	3rd	4th	Total	Finish	Money
1995	82	76			158	CUT	0.00
TOTAL							\$0.00

Aoki, Isao (70.67)

Year	1st	2nd	3rd	4th	Total	Finish	Money
1981	70	75	72	71	288	T36	1,925.00
1982	67	72	67	69	275	T11	8,200.00
1988	74	70	69	71	284	T23	7,000.00
1989	72	72			144	CUT	0.00
1990	70	70	70	71	281	T24	7,566.67
TOTAL							\$24,691.67

Aphibarnrat, Kiradech (71.25)

Year	1st	2nd	3rd	4th	Total	Finish	Money
2019	67	73	76	69	285	T71	17,945.00
TOTAL							\$17,945.00

Appleby, Stuart (71.00)

Year	1st	2nd	3rd	4th	Total	Finish	Money
1996	72	77			149	CUT	0.00
1997	70	73	69	70	282	T17	21,750.00
2001	73	68	70	71	282	T26	25,375.00
2002	70	74			144	CUT	0.00
2004	69	70	69	72	280	T23	46,725.00
2006	72	70	66	75	283	T18	69,985.71
2007	74	75			149	CUT	0.00
2008	71	70	68	71	280	T19	84,840.00
2010	70	71	71	72	284	T52	17,587.50
2011	81				81	W/D	0.00
2013	69	71	72	71	283	T41	32,000.00
2014	73	66	68	65	272	T2	597,333.34
TOTAL							\$895,596.55

Archer, George (71.66)

Year	1st	2nd	3rd	4th	Total	Finish	Money
1967	77				77	W/D	0.00
1968	69	68	70	72	279	T14	4,250.00
1969	73	70	71	70	284	T25	1,887.50
1970	77	76			153	CUT	0.00
1971	71	72	74	76	293	T72	333.33
1972	69	70	70	68	277	T5	9,625.00
1973	73	73			146	CUT	0.00
1974	69	70	72	71	282	T26	1,701.44
1975	71	74			145	CUT	0.00
1976	73	69	71	74	287	T69	152.50
1977	70	69	68	67	274	2	34,200.00
1978	72	72			144	CUT	0.00
1980	67	69	71	72	279	T12	8,100.00
1982	75	67			142	CUT	0.00
1983	78	69	72	70	289	T41	1,492.00
1984	74	73			147	CUT	0.00
1986	68	73	79	69	289	T48	1,477.50
1987	75	75			150	CUT	0.00
1988	75	69	72	75	291	T54	1,589.00
TOTAL							\$64,808.27

Armour, Ryan (71.36)

Year	1st	2nd	3rd	4th	Total	Finish	Money
2007	72	67	70	69	278	T21	75,600.00
2018	69	72	73	76	290	T78	16,380.00
2019	70	68	70	72	280	T43	27,565.00
2020	74	77			151	CUT	0.00
TOTAL							\$119,545.00

Armour III, Tommy (73.00)

Year	1st	2nd	3rd	4th	Total	Finish	Money
1982	76	77			153	CUT	0.00
1988	73	69	71	68	281	T10	18,200.00
1989	71	74			145	CUT	0.00
1990	70	69	74	72	285	T50	2,348.89
1992	73	71	69	76	289	T58	2,220.00
1995	74	73			147	CUT	0.00
1996	72	77			149	CUT	0.00
1997	76	72			148	CUT	0.00
1998	77				77	W/D	0.00
1999	77	76			153	CUT	0.00
2001	74	69	71	70	284	T37	14,000.00
2002	70	76			146	CUT	0.00
2003	71	71	73	74	289	T66	10,300.00
2006	72	77			149	CUT	0.00
2007	76	74			150	CUT	0.00
2008	72	76			148	CUT	0.00
TOTAL							\$47,068.89

Armstrong, Ty (73.00)

Year	1st	2nd	3rd	4th	Total	Finish	Money
1999	77	69			146	CUT	0.00
TOTAL							\$0.00

Armstrong, Wally (72.79)

Year	1st	2nd	3rd	4th	Total	Finish	Money
1975	74	74			148	CUT	0.00
1976	69	73	68	74	284	T53	675.00
1977	70	72	72	75	289	T51	705.00
1978	68	69	78	69	284	T39	1,230.00
1979	80	75			155	CUT	0.00
1982	74	73			147	CUT	0.00
1983	74	77			151	CUT	0.00
1984	70	73	75	71	289	59	1,110.00
TOTAL							\$3,720.00

Arnette, Dewey (72.67)

Year	1st	2nd	3rd	4th	Total	Finish	Money
1987	77	71			148	CUT	0.00
1990	71	72	73	72	288	T73	1,920.00
TOTAL							\$1,920.00

Individual Player Records

Arthur, Perry (72.67)

Year	1st	2nd	3rd	4th	Total	Finish	Money
1982	68	76			144	CUT	0.00
1987	73	74			147	CUT	0.00
1991	72	73			145	CUT	0.00
TOTAL							\$0.00

Ashworth, Bruce (81.00)

Year	1st	2nd	3rd	4th	Total	Finish	Money
1974	81				81	W/D	0.00
TOTAL							\$0.00

Atwal, Arjun (71.67)

Year	1st	2nd	3rd	4th	Total	Finish	Money
1996	67	76	73	72	288	T43	3,506.40
2004	73	67	76	70	286	T60	11,287.50
2006	72	71	73	80	296	T77	10,522.50
2011	67	71	67		205	T43	23,840.00
TOTAL							\$49,156.40

Aubrey, Emlyn (72.38)

Year	1st	2nd	3rd	4th	Total	Finish	Money
1990	71	71	66	73	281	T24	7,566.66
1991	68	71	72	70	281	T17	13,533.34
1992	68	73	71	75	287	T45	2,928.00
1995	73	82			155	CUT	0.00
1996	73	69	75	71	288	T43	3,506.40
1997	74	73			147	CUT	0.00
1999	73	74			147	CUT	0.00
2000	76	75			151	CUT	0.00
TOTAL							\$27,534.40

Austin, Woody (72.05)

Year	1st	2nd	3rd	4th	Total	Finish	Money
1995	72	76			148	CUT	0.00
1996	70	68	73	72	283	T16	18,600.00
1997	77	77			154	CUT	0.00
1999	74	73			147	CUT	0.00
2000	69	74	72	73	288	T42	9,420.00
2001	79	70			149	CUT	0.00
2002	69	69	74	68	280	T18	42,600.00
2003	74	64	70	69	277	T13	91,000.00
2004	71	81			152	CUT	0.00
2005	72	73	70	72	287	T32	30,475.00
2006	75	70			145	CUT	0.00
2007	69	68	66	72	275	T12	154,000.00
2008	72	72			144	CUT	0.00
2009	76	76			152	CUT	0.00
2010	74	71			145	CUT	0.00
TOTAL							\$346,095.00

Axley, Eric (70.75)

Year	1st	2nd	3rd	4th	Total	Finish	Money
2008	78	65	68	72	283	T38	26,600.00
TOTAL							\$26,600.00

Aycock, Tommy (72.00)

Year	1st	2nd	3rd	4th	Total	Finish	Money
1970	71	73	72	70	286	T55	312.50
1971	73	69	76	72	290	T62	333.00
TOTAL							\$645.50

Azinger, Paul (71.08)

Year	1st	2nd	3rd	4th	Total	Finish	Money
1982	74	70			144	CUT	0.00
1989	71	67	70	73	281	T12	21,000.00
1990	67	70	69	65	271	2	108,000.00
1991	66	68	78	68	280	T14	18,000.00
1992	75	67	69	66	277	T3	52,000.00
1993	75	74			149	CUT	0.00
1995	69	74	72	73	288	T40	4,320.00
1996	73	76			149	CUT	0.00
1997	67				67	DQ	0.00
1998	72	73	67		212	T24	13,927.50
1999	70	71	74	69	284	T35	12,062.50
2001	71	70	68	71	280	T16	56,000.00
2002	69	74	73	72	288	T64	7,210.00
2003	73	72			145	CUT	0.00
2005	78	73			151	CUT	0.00
2006	69	71	73	75	288	T47	14,969.16
TOTAL							\$307,489.16

Baddeley, Aaron (71.48)

Year	1st	2nd	3rd	4th	Total	Finish	Money
2007	71	67	70	71	279	T25	49,035.00
2008	69	75			144	CUT	0.00
2009	72	78			150	CUT	0.00
2010	72	70	72	71	285	T56	16,875.00
2011	66	66	69		201	T13	145,600.00
2012	72	78			150	CUT	0.00
2013	69	72	66	77	284	T43	24,960.00
2014	74	70			144	CUT	0.00
2016	76	74			150	CUT	0.00
TOTAL							\$236,470.00

Bae, Sangmoon (71.90)

Year	1st	2nd	3rd	4th	Total	Finish	Money
2012	81	74			155	CUT	0.00
2013	70	76			146	CUT	0.00
2014	72	75			147	CUT	0.00
2015	69	67	63	72	271	T6	276,375.00
TOTAL							\$276,375.00

Baird, Briny (71.60)

Year	1st	2nd	3rd	4th	Total	Finish	Money
1999	77	71			148	CUT	0.00
2002	70	70	68	74	282	T33	18,491.66
2003	63	69	72	77	281	T30	31,750.00
2004	69	78			147	CUT	0.00
2005	74	70	70	74	288	T40	21,850.00
2006	74	70			144	CUT	0.00
2007	66	75	71	69	281	T41	24,500.00
2008	69	71	69	75	284	T48	17,400.00
2009	75	75			150	CUT	0.00
2010	71	72			143	CUT	0.00
TOTAL							\$113,991.66

Baird, Butch (72.31)

Year	1st	2nd	3rd	4th	Total	Finish	Money
1967	72	72	69	72	285	T30	1,625.00
1968	72	68	71	75	286	T50	100.00
1969	72	73	72	73	290	T58	476.19
1972	72	71	69	77	289	T54	416.67
1974	74	69	73	69	285	T44	825.00
1976	73	72			145	CUT	0.00
1977	71	77			148	CUT	0.00
1979	73	79			152	CUT	0.00
TOTAL							\$3,442.86

Baker, Bobby (77.00)

Year	1st	2nd	3rd	4th	Total	Finish	Money
1979	78	76			154	CUT	0.00
TOTAL							\$0.00

Baker, Jim (74.00)

Year	1st	2nd	3rd	4th	Total	Finish	Money
1977	73	75			148	CUT	0.00
TOTAL							\$0.00

Individual Player Records

Baker, Peter (75.50)

Year	1st	2nd	3rd	4th	Total	Finish	Money
1994	78	73			151	CUT	0.00
TOTAL							\$0.00

Baker, Shawn (83.00)

Year	1st	2nd	3rd	4th	Total	Finish	Money
2005	83	83			166	CUT	0.00
TOTAL							\$0.00

Baker-Finch, Ian (72.33)

Year	1st	2nd	3rd	4th	Total	Finish	Money
1989	73	69	82		224	W/D	0.00
1990	69	67	72	75	283	T37	4,400.00
1993	71	72	69	73	285	T13	19,333.33
1994	73	72			145	CUT	0.00
1996	75	73			148	CUT	0.00
TOTAL							\$23,733.33

Balding, Al (71.90)

Year	1st	2nd	3rd	4th	Total	Finish	Money
1967	70	75	71	72	288	T47	179.17
1968	69	72	72	69	282	T23	2,034.73
1969	76	73			149	CUT	0.00
TOTAL							\$2,213.90

Baldwin, John (76.00)

Year	1st	2nd	3rd	4th	Total	Finish	Money
1970	73	79			151	CUT	0.00
TOTAL							\$0.00

Balen, Mike (73.50)

Year	1st	2nd	3rd	4th	Total	Finish	Money
1980	74	73			147	CUT	0.00
TOTAL							\$0.00

Ballesteros, Seve (70.78)

Year	1st	2nd	3rd	4th	Total	Finish	Money
1981	77	72			149	CUT	0.00
1983	69	67	70	70	276	1	81,000.00
1984	73	68	71	68	280	T17	7,250.00
1987	66	67	71	72	276	2	64,800.00
1988	72	68	69	67	276	1	126,000.00
1989	71	70	72	75	288	T41	3,600.00
1991	70	67	69	71	277	T5	36,500.00
1993	72	79			151	CUT	0.00
1994	71	73	75	73	292	69	2,424.00
TOTAL							\$321,574.00

Ballo, Mike (73.30)

Year	1st	2nd	3rd	4th	Total	Finish	Money
1970	68	69	73	72	282	T28	1,635.71
1973	73	72			145	CUT	0.00
1977	72	74			146	CUT	0.00
1988	78	82			160	CUT	0.00
TOTAL							\$1,635.71

Barbarossa, Bob (77.00)

Year	1st	2nd	3rd	4th	Total	Finish	Money
1971	80	74			154	CUT	0.00
TOTAL							\$0.00

Barber, Aaron (73.00)

Year	1st	2nd	3rd	4th	Total	Finish	Money
2003	76	70			146	CUT	0.00
TOTAL							\$0.00

Barber, Blayne (71.83)

Year	1st	2nd	3rd	4th	Total	Finish	Money
2016	70	69	71	75	285	T41	29,750.00
2017	71	75			146	CUT	0.00
TOTAL							\$29,750.00

Barber, Jerry (73.76)

Year	1st	2nd	3rd	4th	Total	Finish	Money
1968	73	72			145	CUT	0.00
1969	73	78			151	CUT	0.00
1970	70	73	71	71	285	T48	414.29
1971	75	78			153	CUT	0.00
1972	76	70			146	CUT	0.00
1973	67	74	72	72	285	T49	615.00
1974	71	77			148	CUT	0.00
1975	84	79			163	CUT	0.00
1980	73				73	W/D	0.00
TOTAL							\$1,029.29

Barber, Jim (73.50)

Year	1st	2nd	3rd	4th	Total	Finish	Money
1974	76	71			147	CUT	0.00
TOTAL							\$0.00

Barber, Miller (71.90)

Year	1st	2nd	3rd	4th	Total	Finish	Money
1967	71	74	70		215	W/D	0.00
1968	73	70	75		218	W/D	0.00
1969	71	72	73	69	285	T31	1,428.13
1970	75	72			147	CUT	0.00
1971	73	74			147	CUT	0.00
1972	72	74			146	CUT	0.00
1973	71	73			144	CUT	0.00
1974	67	71	69	70	277	T9	5,750.00
1975	72	76			148	CUT	0.00
1976	69	68	70	70	277	T5	8,793.75
1977	66	69	73	75	283	T23	2,587.50
1978	75	73			148	CUT	0.00
1979	76	77			153	CUT	0.00
1980	71	72	72	73	288	T54	908.00
TOTAL							\$19,467.38

Barcelo, Rich (74.00)

Year	1st	2nd	3rd	4th	Total	Finish	Money
2004	76	72			148	CUT	0.00
TOTAL							\$0.00

Barker, James (74.00)

Year	1st	2nd	3rd	4th	Total	Finish	Money
1977	73	75			148	CUT	0.00
TOTAL							\$0.00

Barlow, Craig (72.71)

Year	1st	2nd	3rd	4th	Total	Finish	Money
1998	80				80	W/D	0.00
1999	75	71			146	CUT	0.00
2000	68	76	72	72	288	T42	9,420.00
2002	71	75			146	CUT	0.00
2003	74	71			145	CUT	0.00
2004	73	73			146	CUT	0.00
2005	76	67	71	72	286	T22	48,012.50
2006	72	70	74	74	290	T58	12,707.50
TOTAL							\$70,140.00

Barnblatt, Michael (79.50)

Year	1st	2nd	3rd	4th	Total	Finish	Money
1985	76	83			159	CUT	0.00
TOTAL							\$0.00

Barnes, Brian (72.00)

Year	1st	2nd	3rd	4th	Total	Finish	Money
1970	67	73	74	74	288	T64	312.50
TOTAL							\$312.50

Barnes, Ricky (71.44)

Year	1st	2nd	3rd	4th	Total	Finish	Money
2010	73	72			145	CUT	0.00
2011	69	70			139	CUT	0.00
2012	71	72	70	70	283	T24	56,700.00
2014	68	75	70	76	289	T68	16,240.00
2016	72	67	71	77	287	T53	19,404.28
TOTAL							\$92,344.28

Individual Player Records

Barr, Dave (72.71)

Year	1st	2nd	3rd	4th	Total	Finish	Money
1979	75	79			154	CUT	0.00
1981	77	75			152	CUT	0.00
1983	76	75			151	CUT	0.00
1992	72	71	70	67	280	T14	16,500.00
1993	77	67	72	71	287	T22	10,000.00
1994	71	73	69	70	283	T38	5,040.00
1996	72	73	75	70	290	T62	2,520.00
1998	76	72			148	CUT	0.00
TOTAL							\$34,060.00

Barr, Jr., Ray (73.83)

Year	1st	2nd	3rd	4th	Total	Finish	Money
1987	73	74			147	CUT	0.00
1989	70	76			146	CUT	0.00
1990	75	75			150	CUT	0.00
TOTAL							\$0.00

Barranger, Todd (73.33)

Year	1st	2nd	3rd	4th	Total	Finish	Money
1994	71	73	68	79	291	T67	2,460.00
2003	79	70			149	CUT	0.00
TOTAL							\$2,460.00

Barrier, Jerry (74.50)

Year	1st	2nd	3rd	4th	Total	Finish	Money
1969	73	76			149	CUT	0.00
TOTAL							\$0.00

Barron, Doug (73.43)

Year	1st	2nd	3rd	4th	Total	Finish	Money
1997	71	73	70	75	289	T54	3,360.00
1998	74				74	W/D	0.00
1999	74	68	69	68	279	T5	84,750.00
2000	74	72			146	CUT	0.00
2001	77	73			150	CUT	0.00
2003	75	82			157	CUT	0.00
2005	72	81			153	CUT	0.00
2006	69	74	73	78	294	T70	11,270.00
TOTAL							\$99,380.00

Barron, Herman (76.00)

Year	1st	2nd	3rd	4th	Total	Finish	Money
1967	76	76			152	CUT	0.00
1968	76	73			149	CUT	0.00
1969	77	80			157	CUT	0.00
1970	75	75			150	CUT	0.00
TOTAL							\$0.00

Bassett, Richard (76.50)

Year	1st	2nd	3rd	4th	Total	Finish	Money
1968	80	73			153	CUT	0.00
TOTAL							\$0.00

Bassler, Billy (0.00)

Year	1st	2nd	3rd	4th	Total	Finish	Money
TOTAL							\$0.00

Bateman, Brian (72.70)

Year	1st	2nd	3rd	4th	Total	Finish	Money
2002	72	72			144	CUT	0.00
2003	73	75			148	CUT	0.00
2005	68	77	70	76	291	T57	12,822.50
2007	72	72			144	CUT	0.00
TOTAL							\$12,822.50

Bates, Ben (72.27)

Year	1st	2nd	3rd	4th	Total	Finish	Money
1998	72	70	71		213	T32	9,340.00
1999	70	77			147	CUT	0.00
2000	71	73	72	74	290	T54	6,900.00
2001	74	71			145	CUT	0.00
TOTAL							\$16,240.00

Bates, Pat (72.58)

Year	1st	2nd	3rd	4th	Total	Finish	Money
1995	76	76			152	CUT	0.00
2002	69	72	74	75	290	T73	6,615.00
2003	76	70			146	CUT	0.00
2004	72	69	67	75	283	T42	15,807.27
TOTAL							\$22,422.27

Batten, Eric (71.50)

Year	1st	2nd	3rd	4th	Total	Finish	Money
1982	73	70			143	CUT	0.00
TOTAL							\$0.00

Baugh, Beau (72.50)

Year	1st	2nd	3rd	4th	Total	Finish	Money
1980	70	71	72	74	287	T47	1,027.43
1981	73	75			148	CUT	0.00
1982	72	73			145	CUT	0.00
TOTAL							\$1,027.43

Baum, Mel (77.00)

Year	1st	2nd	3rd	4th	Total	Finish	Money
1990	73	82			155	CUT	0.00
1991	73	80			153	CUT	0.00
TOTAL							\$0.00

Baxter, Rex (72.75)

Year	1st	2nd	3rd	4th	Total	Finish	Money
1967	69	70	73	71	283	T22	2,337.50
1968	76	78			154	CUT	0.00
1972	71	68	75	70	284	T24	1,893.75
1973	74	78			152	CUT	0.00
TOTAL							\$4,231.25

Beames, Peter (75.00)

Year	1st	2nd	3rd	4th	Total	Finish	Money
1976	75	75			150	CUT	0.00
TOTAL							\$0.00

Bean, Andy (72.50)

Year	1st	2nd	3rd	4th	Total	Finish	Money
1977	71	66	71	69	277	T4	13,200.00
1978	71	71			144	W/D	0.00
1979	78	75			153	CUT	0.00
1980	69	70	77	71	287	T47	1,027.43
1982	73	73			146	CUT	0.00
1983	73	68	70	67	278	T2	39,600.00
1984	74	71			145	CUT	0.00
1989	73	70	73	75	291	T54	2,290.00
1990	75	73			148	CUT	0.00
1994	77	71			148	CUT	0.00
1996	76	68	70	76	290	T62	2,520.00
1998	77	76			153	CUT	0.00
1999	76	76			152	CUT	0.00
TOTAL							\$58,637.43

B Beard, Frank (70.88)

Year	1st	2nd	3rd	4th	Total	Finish	Money
1967	68	67	70	74	279	T9	6,500.00
1968	71	67	69	70	277	T8	7,083.33
1969	69	72	67	67	275	1	50,000.00
1970	68	71	70	69	278	T6	6,910.71
1971	69	69	71	68	277	T4	11,000.00
1972	78	72			150	CUT	0.00
1973	68	67	68	71	274	T5	9,083.33
1974	70	72	71	71	284	T41	975.00
1975	73	65	74	68	280	T14	4,125.00
1976	73	72			145	CUT	0.00
1977	72	74			146	CUT	0.00
1978	71	69	68	72	280	T16	3,900.00
1979	78	79			157	CUT	0.00
1980	73	74			147	CUT	0.00
1981	76	77			153	CUT	0.00
TOTAL							\$99,577.37

Individual Player Records

Beatty, Don (78.00)

Year	1st	2nd	3rd	4th	Total	Finish	Money
1980	76	80			156	CUT	0.00
TOTAL							\$0.00

Beauchemin, Bob (77.00)

Year	1st	2nd	3rd	4th	Total	Finish	Money
1981	79	75			154	CUT	0.00
TOTAL							\$0.00

Beck, Chip (72.25)

Year	1st	2nd	3rd	4th	Total	Finish	Money
1980	70	76			146	CUT	0.00
1982	65	72	75	71	283	T57	880.00
1983	68	72	71	76	287	T31	2,610.00
1984	63	69	70	73	275	5	20,000.00
1985	78	75			153	CUT	0.00
1986	72	71	77	73	293	T69	1,206.00
1987	72	69	70	72	283	T17	8,700.00
1989	70	70	72	69	281	T12	21,000.00
1992	68	71	75	74	288	T50	2,362.50
1993	71	72	74	66	283	T7	31,166.67
1994	76				76	DQ	0.00
1995	69	70	72	73	284	T18	14,100.00
1996	75	73			148	CUT	0.00
1997	78	80			158	CUT	0.00
1998	79	75			154	CUT	0.00
1999	76	70			146	CUT	0.00
2000	72	75			147	CUT	0.00
TOTAL							\$102,025.17

Beckman, Cameron (71.50)

Year	1st	2nd	3rd	4th	Total	Finish	Money
1999	75	71			146	CUT	0.00
2000	70	74	74	73	291	T57	6,600.00
2001	72	69	72	70	283	T32	19,810.00
2002	73	65	73	71	282	T33	18,491.66
2003	75	67	70	73	285	T49	12,340.00
2004	68	68	66	75	277	T9	131,250.00
2005	72	77			149	CUT	0.00
2009	70	72	74	73	289	T58	16,425.00
2010	71	72			143	CUT	0.00
TOTAL							\$204,916.66

Beem, Rich (71.33)

Year	1st	2nd	3rd	4th	Total	Finish	Money
1999	73	71	68	71	283	T28	16,267.86
2000	75	69	71	72	287	T33	14,866.67
2001	74	67	71	73	285	T47	9,613.34
2002	76	78			154	CUT	0.00
2003	75	70			145	CUT	0.00
2007	64	68	69	72	273	T7	225,750.00
2008	68	74	71	72	285	T55	15,680.00
TOTAL							\$282,177.87

Begay III, Notah (72.50)

Year	1st	2nd	3rd	4th	Total	Finish	Money
1999	74	70	73	70	287	T54	5,625.00
2002	73	72			145	CUT	0.00
2003	75	74			149	CUT	0.00
2004	69	72	73	75	289	T71	10,237.50
TOTAL							\$15,862.50

Beiersdorf, Russell (76.50)

Year	1st	2nd	3rd	4th	Total	Finish	Money
1993	81	72			153	CUT	0.00
TOTAL							\$0.00

Beljan, Charlie (71.50)

Year	1st	2nd	3rd	4th	Total	Finish	Money
2013	71	72			143	CUT	0.00
TOTAL							\$0.00

Bell, Brad (76.00)

Year	1st	2nd	3rd	4th	Total	Finish	Money
1991	73	72			145	CUT	0.00
1992	82	77			159	CUT	0.00
TOTAL							\$0.00

Beman, Deane (72.15)

Year	1st	2nd	3rd	4th	Total	Finish	Money
1967	74	72			146	CUT	0.00
1970	78	67			145	CUT	0.00
1971	74	70	77	72	293	T72	333.33
1972	71	68	76	66	281	T15	3,875.00
1973	73				73	DQ	0.00
TOTAL							\$4,208.33

Bembridge, Maurice (71.75)

Year	1st	2nd	3rd	4th	Total	Finish	Money
1970	74	68	74	71	287	T59	312.50
TOTAL							\$312.50

Bender, Mike (75.50)

Year	1st	2nd	3rd	4th	Total	Finish	Money
1987	77	74			151	CUT	0.00
TOTAL							\$0.00

Benepe, Jim (72.75)

Year	1st	2nd	3rd	4th	Total	Finish	Money
1989	79	75			154	CUT	0.00
1990	70	71	68	72	281	T24	7,566.66
1991	78	69			147	CUT	0.00
TOTAL							\$7,566.66

Bengoechea, Aaron (72.75)

Year	1st	2nd	3rd	4th	Total	Finish	Money
2000	72	71	74	74	291	T57	6,600.00
TOTAL							\$6,600.00

Benning, Bob (74.00)

Year	1st	2nd	3rd	4th	Total	Finish	Money
1967	75	70	75	76	296	T74	0.00
TOTAL							\$0.00

Bensel, Frank (74.50)

Year	1st	2nd	3rd	4th	Total	Finish	Money
1998	76	73			149	CUT	0.00
2006	76	73			149	CUT	0.00
TOTAL							\$0.00

Benson, Bob (75.25)

Year	1st	2nd	3rd	4th	Total	Finish	Money
1970	77	73			150	CUT	0.00
1977	78	73			151	CUT	0.00
TOTAL							\$0.00

Berganio, Jr., David (72.19)

Year	1st	2nd	3rd	4th	Total	Finish	Money
1997	73	69	71	72	285	T33	8,100.00
1998	74				74	W/D	0.00
1999	72	73	69	74	288	T62	5,325.00
2000	73	71	74	68	286	T29	19,950.00
2001	69	73	71	77	290	T65	7,245.00
2002	73	71			144	CUT	0.00
2003	71	78			149	CUT	0.00
TOTAL							\$40,620.00

Berger, Daniel (69.95)

Year	1st	2nd	3rd	4th	Total	Finish	Money
2015	73	74			147	CUT	0.00
2016	71	72	74	74	291	T70	16,745.00
2017	69	68	72	72	281	33	51,625.00
2018	69	70	68	68	275	T15	144,000.00
2020	66	66	67	67	266	3	655,500.00
2021	71	70	67	71	279	T56	21,470.00
TOTAL							\$889,340.00

Bertoncino, Jim (75.00)

Year	1st	2nd	3rd	4th	Total	Finish	Money
1982	77	73			150	CUT	0.00
TOTAL							\$0.00

Bertsch, Shane (72.92)

Year	1st	2nd	3rd	4th	Total	Finish	Money
1996	77	67	74	69	287	T40	4,920.00
1997	79	69			148	CUT	0.00
2006	72	71	74	77	294	T70	11,270.00
2008	73	73			146	CUT	0.00
TOTAL							\$16,190.00

Individual Player Records

Bess, Scott (75.50)

Year	1st	2nd	3rd	4th	Total	Finish	Money
1979	73	78			151	CUT	0.00
TOTAL							\$0.00

Bettencourt, Matt (73.33)

Year	1st	2nd	3rd	4th	Total	Finish	Money
2009	77	71			148	CUT	0.00
2010	74	75			149	CUT	0.00
2011	73	70			143	CUT	0.00
TOTAL							\$0.00

Bezuidenhout, Christiaan (70.25)

Year	1st	2nd	3rd	4th	Total	Finish	Money
2022	69	66	76	70	281	T64	32,250.00
TOTAL							\$32,250.00

Biancalana, Roy (73.25)

Year	1st	2nd	3rd	4th	Total	Finish	Money
1988	75	71			146	CUT	0.00
1989	71	76			147	CUT	0.00
TOTAL							\$0.00

Bies, Don (71.08)

Year	1st	2nd	3rd	4th	Total	Finish	Money
1967	69	72	71	74	286	T37	1,281.25
1968	70	66	73	69	278	T11	5,500.00
1969	68	69	73	74	284	T25	1,887.50
1970	74	71			145	CUT	0.00
1971	68	71	72	72	283	T22	2,041.67
1972	78	74			152	CUT	0.00
1973	70	67	70	72	279	T19	2,515.62
1974	70	65	70	66	271	2	28,500.00
1975	71	73	74	69	287	T49	615.00
1976	73	70	69	68	280	T23	2,286.00
1977	73	68	71	71	283	T23	2,587.50
1978	73	72			145	CUT	0.00
1979	76	68	75	73	292	T62	860.00
1980	71	76			147	CUT	0.00
TOTAL							\$48,074.54

Bisdorf, Bill (73.00)

Year	1st	2nd	3rd	4th	Total	Finish	Money
1967	74	70	74	74	292	T67	0.00
TOTAL							\$0.00

Bizik, Vince (78.00)

Year	1st	2nd	3rd	4th	Total	Finish	Money
1973	78	78			156	CUT	0.00
TOTAL							\$0.00

Björn, Thomas (75.50)

Year	1st	2nd	3rd	4th	Total	Finish	Money
2004	75	76			151	CUT	0.00
TOTAL							\$0.00

Bjornstad, Henrik (74.50)

Year	1st	2nd	3rd	4th	Total	Finish	Money
2006	73	76			149	CUT	0.00
TOTAL							\$0.00

Black, Doug (75.75)

Year	1st	2nd	3rd	4th	Total	Finish	Money
1982	70	73			143	CUT	0.00
1983	76	84			160	DQ	0.00
TOTAL							\$0.00

Black, Ronnie (72.50)

Year	1st	2nd	3rd	4th	Total	Finish	Money
1982	72	73			145	CUT	0.00
1988	72	71	73	71	287	T36	3,084.25
1989	69	71	69	68	277	2	108,000.00
1990	69	75			144	CUT	0.00
1991	71	73			144	CUT	0.00
1992	70	74	70	78	292	T65	2,070.00
1993	77	71			148	CUT	0.00
1994	70	71	65	76	282	T27	7,494.55
1995	71	76			147	CUT	0.00
1996	69	74	78	71	292	T73	2,268.00
1997	71	72	74	72	289	T54	3,360.00
1998	76	79			155	CUT	0.00
1999	71	79			150	CUT	0.00
2000	75	73			148	CUT	0.00
TOTAL							\$126,276.80

Blackburn, Mike (76.00)

Year	1st	2nd	3rd	4th	Total	Finish	Money
1988	76	76			152	CUT	0.00
TOTAL							\$0.00

Blackburn, Woody (74.00)

Year	1st	2nd	3rd	4th	Total	Finish	Money
1976	73	75			148	CUT	0.00
1977	73	76			149	CUT	0.00
1978	73	79			152	CUT	0.00
1980	72	67	70	77	286	T39	1,520.00
1981	77	70			147	CUT	0.00
1982	77	70			147	CUT	0.00
1983	80	80			160	CUT	0.00
1984	75	70			145	CUT	0.00
1985	67	71	73	73	284	T20	5,620.00
1986	78	73			151	CUT	0.00
1987	77	78			155	CUT	0.00
TOTAL							\$7,140.00

Blackmar, Phil (72.93)

Year	1st	2nd	3rd	4th	Total	Finish	Money
1985	70	73			143	W/D	0.00
1986	75	77			152	CUT	0.00
1987	73	77			150	CUT	0.00
1988	75	77			152	CUT	0.00
1990	71	72	68	70	281	T24	7,566.67
1993	75	71	67	73	286	T16	14,500.00
1994	68	72	68	77	285	T50	2,922.00
1995	71	74	73	79	297	T74	2,280.00
1996	80	74			154	CUT	0.00
2000	72	69	74	73	288	T42	9,420.00
TOTAL							\$36,688.67

Blair, James (72.50)

Year	1st	2nd	3rd	4th	Total	Finish	Money
1984	73	72			145	CUT	0.00
TOTAL							\$0.00

Blair, Zac (71.00)

Year	1st	2nd	3rd	4th	Total	Finish	Money
2015	69	68	67	66	270	T4	363,000.00
2016	70	72	77	73	292	T74	16,150.00
2020	68	80			148	CUT	0.00
TOTAL							\$379,150.00

Blake, Jay Don (71.86)

Year	1st	2nd	3rd	4th	Total	Finish	Money
1987	73	74			147	CUT	0.00
1988	71	72	72	67	282	T12	13,300.00
1990	73	71			144	CUT	0.00
2001	73	73			146	CUT	0.00
2002	71	73			144	CUT	0.00
2003	73	70			143	CUT	0.00
TOTAL							\$13,300.00

Individual Player Records

Blancas, Homero (71.65)

Year	1st	2nd	3rd	4th	Total	Finish	Money
1967	74	71	74	77	296	T74	0.00
1968	74	72			146	CUT	0.00
1969	70	71	74	70	285	T31	1,428.13
1970	74	67	67	71	279	T13	4,375.00
1971	69	73	77	74	293	T72	333.00
1972	71	68	72	65	276	4	11,750.00
1973	69	69	72	69	279	T19	2,515.62
1974	70	69	71	71	281	T21	2,375.00
1975	70	74	77	69	290	T60	468.67
1976	71	74			145	CUT	0.00
1977	79	73			152	CUT	0.00
1978	74	70			144	CUT	0.00
TOTAL							\$23,245.42

Blanks, Kris (71.80)

Year	1st	2nd	3rd	4th	Total	Finish	Money
2010	76	76			152	CUT	0.00
2011	67	69	71		207	T58	17,520.00
TOTAL							\$17,520.00

Blaum, Ryan (72.50)

Year	1st	2nd	3rd	4th	Total	Finish	Money
2017	68	72	71	76	287	T62	18,637.50
2018	72	76			148	CUT	0.00
TOTAL							\$18,637.50

Blixt, Jonas (72.45)

Year	1st	2nd	3rd	4th	Total	Finish	Money
2012	67	73	73	73	286	T46	21,080.00
2013	69	67	70	81	287	T58	17,680.00
2014	75	70			145	CUT	0.00
2015	72	75			147	CUT	0.00
2016	68	74	74	76	292	T74	16,150.00
2017	72	75			147	CUT	0.00
2019	73	72			145	CUT	0.00
TOTAL							\$54,910.00

Blocker, Chris (72.13)

Year	1st	2nd	3rd	4th	Total	Finish	Money
1967	70	73	70	72	285	T30	1,625.00
1968	72	73			145	CUT	0.00
1969	72	76			148	CUT	0.00
1970	72	71	72	74	289	T70	312.50
1972	71	72	70	74	287	T44	705.00
TOTAL							\$2,642.50

Bohen, Marty (74.00)

Year	1st	2nd	3rd	4th	Total	Finish	Money
1972	74	70	73	72	289	T54	416.67
1973	71	71	75	70	287	T60	493.50
1974	82				82	W/D	0.00
1977	76	73			149	CUT	0.00
1978	75	75			150	CUT	0.00
1982	74	74			148	CUT	0.00
1983	77	76			153	CUT	0.00
TOTAL							\$910.17

Bohn, Jason (71.85)

Year	1st	2nd	3rd	4th	Total	Finish	Money
2004	72	68	76	73	289	T71	10,237.50
2006	76	64	72	67	279	T9	155,250.00
2009	74	74			148	CUT	0.00
2010	73	76			149	CUT	0.00
2012	78				78	W/D	0.00
2013	75	72			147	CUT	0.00
2014	68	71	74	72	285	T61	17,120.00
2015	71	64	72	65	272	T9	231,000.00
2016	71	74	74	74	293	77	15,810.00
TOTAL							\$429,417.50

Boldt, Rob (71.67)

Year	1st	2nd	3rd	4th	Total	Finish	Money
1994	73	71	72	68	284	T44	3,628.00
1995	73	73			146	CUT	0.00
TOTAL							\$3,628.00

Bolli, Justin (72.00)

Year	1st	2nd	3rd	4th	Total	Finish	Money
2005	71	77			148	CUT	0.00
2008	71	71	72	70	284	T48	17,400.00
TOTAL							\$17,400.00

Bolling, Charles (75.50)

Year	1st	2nd	3rd	4th	Total	Finish	Money
1983	76	78			154	CUT	0.00
1985	76	74			150	CUT	0.00
1986	74	77			151	CUT	0.00
1987	72	75			147	CUT	0.00
1997	78	74			152	CUT	0.00
2001	80	73			153	CUT	0.00
2003	79	71			150	CUT	0.00
TOTAL							\$0.00

Bollman, David (74.00)

Year	1st	2nd	3rd	4th	Total	Finish	Money
1970	76	72			148	CUT	0.00
TOTAL							\$0.00

Bolt, Tommy (71.75)

Year	1st	2nd	3rd	4th	Total	Finish	Money
1967	72	70	73	72	287	T41	850.00
1968	69	73	74	70	286	T50	100.00
1969	66	71	71	75	283	T14	3,277.27
1970	73	68	73	76	290	T73	312.50
1971	71	73	73	72	289	T58	333.34
TOTAL							\$4,873.11

Bondeson, Paul (74.00)

Year	1st	2nd	3rd	4th	Total	Finish	Money
1967	74	74			148	CUT	0.00
1968	74				74	W/D	0.00
TOTAL							\$0.00

Booker, Eric (72.50)

Year	1st	2nd	3rd	4th	Total	Finish	Money
1999	73	72	68	76	289	T66	5,100.00
2000	75	71			146	CUT	0.00
TOTAL							\$5,100.00

Booker, Michael (76.50)

Year	1st	2nd	3rd	4th	Total	Finish	Money
1978	74	79			153	CUT	0.00
TOTAL							\$0.00

Booker, Mike (71.50)

Year	1st	2nd	3rd	4th	Total	Finish	Money
1982	72	71			143	CUT	0.00
TOTAL							\$0.00

Booros, Jim (72.57)

Year	1st	2nd	3rd	4th	Total	Finish	Money
1977	72	78			150	CUT	0.00
1981	74	71	72	72	289	T40	1,365.60
1983	73	69	71	71	284	T16	6,750.00
1984	80				80	W/D	0.00
1988	73	73			146	CUT	0.00
1989	70	72	72	77	291	T54	2,290.00
1990	70	72	68	75	285	T50	2,348.89
1991	70	74			144	CUT	0.00
TOTAL							\$12,754.49

Individual Player Records

Borek, Gene (73.13)

Year	1st	2nd	3rd	4th	Total	Finish	Money
1967	73	75			148	CUT	0.00
1968	77	76			153	CUT	0.00
1969	74	76			150	CUT	0.00
1970	75	73			148	CUT	0.00
1971	77	74			151	CUT	0.00
1972	74	73			147	CUT	0.00
1973	72	71	69	74	286	T54	543.83
1974	72	74			146	CUT	0.00
1977	73	70	69	73	285	T30	1,863.00
1978	69	71	70	75	285	T44	930.00
1979	73	77			150	CUT	0.00
1980	70	75			145	CUT	0.00
TOTAL							\$3,336.83

Boros, Guy (73.11)

Year	1st	2nd	3rd	4th	Total	Finish	Money
1994	74	73			147	CUT	0.00
1996	74	69	73	72	288	T43	3,506.40
1998	74	74			148	CUT	0.00
2004	75				75	DQ	0.00
TOTAL							\$3,506.40

Boros, Julius (71.14)

Year	1st	2nd	3rd	4th	Total	Finish	Money
1967	71	69	68	74	282	T18	3,375.00
1968	70	65	69	68	272	1	50,000.00
1969	71	74	71	72	288	T48	520.48
1970	73	68	73	70	284	T41	835.72
1971	73	75			148	CUT	0.00
1972	78				78	W/D	0.00
1973	75	73			148	CUT	0.00
1975	70	66	70	65	271	2	28,500.00
1976	74	71			145	CUT	0.00
1977	76				76	W/D	0.00
TOTAL							\$83,231.20

Botts, Rafe (73.88)

Year	1st	2nd	3rd	4th	Total	Finish	Money
1967	70	71	78	73	292	T67	0.00
1970	75	77			152	CUT	0.00
1974	74	73			147	CUT	0.00
TOTAL							\$0.00

Bourne, Bob (73.50)

Year	1st	2nd	3rd	4th	Total	Finish	Money
1971	75	72			147	CUT	0.00
TOTAL							\$0.00

Boutell, George (72.13)

Year	1st	2nd	3rd	4th	Total	Finish	Money
1968	74	72			146	CUT	0.00
1971	68	70	72	70	280	T9	6,500.00
1972	78	73			151	CUT	0.00
TOTAL							\$6,500.00

Bowden, Craig (72.78)

Year	1st	2nd	3rd	4th	Total	Finish	Money
1997	74	74			148	CUT	0.00
2000	77				77	W/D	0.00
2001	75	70			145	CUT	0.00
2004	71	69	72	73	285	T55	11,865.00
TOTAL							\$11,865.00

Bowditch, Steven (70.42)

Year	1st	2nd	3rd	4th	Total	Finish	Money
2011	75	68			143	CUT	0.00
2013	75	74			149	CUT	0.00
2014	68	72	70	69	279	T22	70,200.00
2015	71	67	72	64	274	T13	159,500.00
TOTAL							\$229,700.00

Bowerman, Gary (78.00)

Year	1st	2nd	3rd	4th	Total	Finish	Money
1970	79	77			156	CUT	0.00
TOTAL							\$0.00

Bowles, Charlie (71.50)

Year	1st	2nd	3rd	4th	Total	Finish	Money
1991	68	74	73	71	286	T50	2,460.00
TOTAL							\$2,460.00

Bowman, Steve (73.17)

Year	1st	2nd	3rd	4th	Total	Finish	Money
1985	73	76			149	CUT	0.00
1986	69	72	77	72	290	T56	1,326.00
TOTAL							\$1,326.00

Boyd, Bob (73.50)

Year	1st	2nd	3rd	4th	Total	Finish	Money
1983	72	68	75	78	293	T68	895.50
1984	73	75			148	CUT	0.00
TOTAL							\$895.50

Boynnton, Frank (73.67)

Year	1st	2nd	3rd	4th	Total	Finish	Money
1968	74	75			149	CUT	0.00
1969	76	68	75	74	293	T66	476.19
TOTAL							\$476.19

Bradley, Keegan (70.27)

Year	1st	2nd	3rd	4th	Total	Finish	Money
2011	69	74			143	CUT	0.00
2012	71	73			144	CUT	0.00
2013	72	63	74	72	281	T33	44,200.00
2014	68	73	70	72	283	T53	18,520.00
2015	71	76			147	CUT	0.00
2016	70	71	74	72	287	T53	19,404.29
2017	68	70	66	80	284	T43	28,058.33
2018	70	69	62	78	279	T34	45,450.00
2019	70	69	72	72	283	T64	19,425.00
2020	68	67	69	70	274	T29	55,860.00
2021	69	67	67	69	272	T11	203,775.00
2022	68	71			139	CUT	0.00
2023	67	71	67	71	276	T43	64,133.33
TOTAL							\$498,825.95

Bradley, Michael (72.33)

Year	1st	2nd	3rd	4th	Total	Finish	Money
1993	75	75			150	CUT	0.00
2000	71	74			145	CUT	0.00
2011	71	68			139	CUT	0.00
TOTAL							\$0.00

Brannan, Michael (74.08)

Year	1st	2nd	3rd	4th	Total	Finish	Money
1979	78	78			156	CUT	0.00
1980	70	74			144	CUT	0.00
1981	78	79			157	CUT	0.00
1982	75	68			143	CUT	0.00
1983	74	68	72	75	289	T41	1,492.00
TOTAL							\$1,492.00

Branshaw, David (71.00)

Year	1st	2nd	3rd	4th	Total	Finish	Money
2004	72	70			142	CUT	0.00
TOTAL							\$0.00

Bratton, Alan (75.50)

Year	1st	2nd	3rd	4th	Total	Finish	Money
1999	78	73			151	CUT	0.00
TOTAL							\$0.00

Brauch, Tim (84.00)

Year	1st	2nd	3rd	4th	Total	Finish	Money
1982	84				84	W/D	0.00
TOTAL							\$0.00

Individual Player Records

Brehaut, Jeff (72.61)

Year	1st	2nd	3rd	4th	Total	Finish	Money
1999	78	76			154	CUT	0.00
2001	73	72			145	CUT	0.00
2002	74	74			148	CUT	0.00
2003	73	65	75	70	283	T36	22,535.71
2004	73	73			146	CUT	0.00
2005	70	70	72	71	283	T12	112,700.00
2006	71	77			148	CUT	0.00
TOTAL							\$135,235.71

Brehm, Ryan (71.00)

Year	1st	2nd	3rd	4th	Total	Finish	Money
2022	71	71			142	CUT	0.00
TOTAL							\$0.00

Brewer, Gay (71.50)

Year	1st	2nd	3rd	4th	Total	Finish	Money
1967	70	75	68	75	288	T47	179.16
1968	72	66	72	72	282	T23	2,034.72
1969	73	65	72	73	283	T14	3,277.27
1970	75	72			147	CUT	0.00
1971	72	79			151	CUT	0.00
1972	69	69	68	72	278	T7	7,687.50
1973	69	70	73	71	283	T39	1,025.00
1974	71	74			145	CUT	0.00
1975	74	75			149	CUT	0.00
1976	66	73	73	67	279	T17	3,750.00
1977	75	75			150	CUT	0.00
1978	71	71	69	71	282	T29	1,907.50
TOTAL							\$19,861.15

Briggs, Danny (73.19)

Year	1st	2nd	3rd	4th	Total	Finish	Money
1986	74	70	74	78	296	T74	1,146.00
1988	79	75			154	CUT	0.00
2000	70	71	70	74	285	T24	24,900.00
2004	74	73			147	CUT	0.00
2005	72	72	72	73	289	T46	15,939.00
TOTAL							\$41,985.00

Brigham, Don (75.50)

Year	1st	2nd	3rd	4th	Total	Finish	Money
1978	72	79			151	CUT	0.00
TOTAL							\$0.00

Bright, Mike (73.00)

Year	1st	2nd	3rd	4th	Total	Finish	Money
1985	72	74			146	CUT	0.00
TOTAL							\$0.00

Brigman, D.J. (72.00)

Year	1st	2nd	3rd	4th	Total	Finish	Money
2004	71	69	71	72	283	T42	15,807.27
2005	73	76			149	CUT	0.00
TOTAL							\$15,807.27

Brisky, Mike (72.65)

Year	1st	2nd	3rd	4th	Total	Finish	Money
1995	70	72	67	75	284	T18	14,100.00
1996	72	72	72	73	289	T53	2,714.66
1998	73	73	81		227	81	3,204.00
1999	74	69	73	69	285	T41	9,250.00
2000	77	73			150	CUT	0.00
TOTAL							\$29,268.66

Britton, Bill (72.31)

Year	1st	2nd	3rd	4th	Total	Finish	Money
1981	77	73			150	CUT	0.00
1982	71	72			143	CUT	0.00
1983	74	75			149	CUT	0.00
1984	74	69	73	72	288	T55	1,135.00
1985	74	69	74	74	291	T53	1,157.50
1987	75	69	72	74	290	T52	1,392.00
1988	76	70			146	CUT	0.00
1989	73	67	73	76	289	T47	2,568.58
1990	66	70	72	70	278	13	21,000.00
1991	73	71			144	CUT	0.00
1992	71	67	69	72	279	T9	25,000.00
1993	73	74	71	69	287	T22	10,000.00
1994	71	73	76	71	291	T67	2,460.00
1995	74	69	75	75	293	T65	2,460.00
1997	79	74			153	CUT	0.00
TOTAL							\$67,173.08

Brodie, Steve (71.75)

Year	1st	2nd	3rd	4th	Total	Finish	Money
1994	66	76	72	74	288	T58	2,652.00
1995	72	69	70	75	286	T29	7,465.71
TOTAL							\$10,117.71

Brooks, Mark (72.43)

Year	1st	2nd	3rd	4th	Total	Finish	Money
1984	73	76			149	CUT	0.00
1985	72	75			147	CUT	0.00
1986	73	75			148	CUT	0.00
1987	76	79			155	CUT	0.00
1989	69	72	74	74	289	T47	2,568.57
1990	70	66	72	76	284	T43	3,120.00
1991	68	74	73	67	282	T23	8,225.00
1992	74	69	74	75	292	T65	2,070.00
1993	76	67	73	74	290	T34	5,275.00
1994	71	70	66	70	277	T8	32,400.00
1997	75	70	70	70	285	T33	8,100.00
1998	72	68	73		213	T32	9,340.00
1999	74	70	73	74	291	T72	4,850.00
2002	69	74	75	72	290	T73	6,615.00
2004	72	76			148	CUT	0.00
2005	76	76			152	CUT	0.00
2006	74	73			147	CUT	0.00
TOTAL							\$82,563.57

Brown, Billy Ray (72.85)

Year	1st	2nd	3rd	4th	Total	Finish	Money
1988	68	74	76	75	293	T62	1,484.00
1989	70	79			149	CUT	0.00
1991	72	70	73	74	289	T59	2,190.00
1992	70	75	71	72	288	T50	2,362.50
1994	73	74			147	CUT	0.00
1995	75	69	68	74	286	T29	7,465.71
1996	73	79			152	CUT	0.00
1997	72	67	71	80	290	T63	3,165.00
TOTAL							\$16,667.21

Brown, Cliff (72.25)

Year	1st	2nd	3rd	4th	Total	Finish	Money
1967	72	73	69	75	289	T59	0.00
TOTAL							\$0.00

Brown, Mark (76.50)

Year	1st	2nd	3rd	4th	Total	Finish	Money
2006	76	77			153	CUT	0.00
TOTAL							\$0.00

Individual Player Records

Brown, Pete (72.63)

Year	1st	2nd	3rd	4th	Total	Finish	Money
1968	75	77			152	CUT	0.00
1970	73	74			147	CUT	0.00
1971	76				76	W/D	0.00
1972	74	76			150	CUT	0.00
1973	72	69	69	69	279	T19	2,515.62
1974	74	72			146	CUT	0.00
1977	70	74	74	68	286	T35	1,385.63
1978	74	70			144	CUT	0.00
TOTAL							\$3,901.25

Brown, Scott (71.95)

Year	1st	2nd	3rd	4th	Total	Finish	Money
2013	70	70	78	70	288	T62	17,120.00
2014	72	74			146	CUT	0.00
2015	76	71			147	CUT	0.00
2016	81	69			150	CUT	0.00
2017	66	74	67	72	279	T25	69,781.25
2018	76	69			145	CUT	0.00
2019	70	69	77	71	287	T76	17,390.00
2020	68	73			141	CUT	0.00
TOTAL							\$104,291.25

Browne, Olin (72.48)

Year	1st	2nd	3rd	4th	Total	Finish	Money
1992	75	74			149	CUT	0.00
1994	74	72			146	CUT	0.00
1996	70	72	74	73	289	T53	2,714.67
1997	77	72			149	CUT	0.00
1998	73	73	70		216	T54	4,032.00
1999	75	77			152	CUT	0.00
2000	70	77			147	CUT	0.00
2001	71	71	69	67	278	T11	84,000.00
2002	71	74			145	CUT	0.00
2003	73	71			144	CUT	0.00
2004	73	70			143	CUT	0.00
2006	73	71			144	CUT	0.00
TOTAL							\$90,746.67

Bruckner, Greg (71.38)

Year	1st	2nd	3rd	4th	Total	Finish	Money
1990	68	71	72	72	283	T37	4,400.00
1991	73	69	72	74	288	T57	2,250.00
TOTAL							\$6,650.00

Bruno, Bob (74.57)

Year	1st	2nd	3rd	4th	Total	Finish	Money
1973	80				80	W/D	0.00
1974	75	71			146	CUT	0.00
1975	75	70			145	CUT	0.00
1978	77	74			151	CUT	0.00
TOTAL							\$0.00

Bryan, Wesley (71.50)

Year	1st	2nd	3rd	4th	Total	Finish	Money
2017	70	72	69	75	286	T54	19,687.50
TOTAL							\$19,687.50

Bryant, Bart (72.53)

Year	1st	2nd	3rd	4th	Total	Finish	Money
1991	68	69	71	74	282	T23	8,225.00
1995	70	71	73	71	285	T26	9,240.00
1996	72	77			149	CUT	0.00
2000	70	73	77	73	293	T68	6,060.00
2001	71	82			153	CUT	0.00
2002	73	71			144	CUT	0.00
2004	72	68	72	70	282	T32	26,670.00
2005	74	81			155	CUT	0.00
2007	72	70	70	73	285	T65	14,490.00
2008	72	76			148	CUT	0.00
TOTAL							\$64,685.00

Bryant, Brad (71.98)

Year	1st	2nd	3rd	4th	Total	Finish	Money
1978	71	74			145	CUT	0.00
1980	71	73			144	CUT	0.00
1981	74	70	71	68	283	T16	5,800.00
1982	75	70			145	CUT	0.00
1983	73	72	73	74	292	T65	936.00
1984	72	71	69	73	285	T41	1,850.00
1985	75	75			150	CUT	0.00
1986	76	70			146	CUT	0.00
1987	74	74			148	CUT	0.00
1988	71	80			151	CUT	0.00
1989	73	75			148	CUT	0.00
1991	66	70	68	71	275	T2	108,000.00
1992	73	73			146	CUT	0.00
1993	78	71			149	CUT	0.00
1994	70	67	73	70	280	T16	17,400.00
1995	71	71	71	73	286	T29	7,465.72
1996	70	71	72	71	284	T20	13,980.00
1999	71	73	76	66	286	T46	6,587.50
TOTAL							\$162,019.22

Buckle, Andrew (71.25)

Year	1st	2nd	3rd	4th	Total	Finish	Money
2007	71	69	71	74	285	T65	14,490.00
TOTAL							\$14,490.00

Buckley, Hayden (69.63)

Year	1st	2nd	3rd	4th	Total	Finish	Money
2022	69	67	65	78	279	T61	33,150.00
2023	67	72	71	68	278	T52	46,400.00
TOTAL							\$79,550.00

Buczek, John (75.00)

Year	1st	2nd	3rd	4th	Total	Finish	Money
1970	74	76			150	CUT	0.00
TOTAL							\$0.00

Bugniacet, Ed (81.50)

Year	1st	2nd	3rd	4th	Total	Finish	Money
1985	78	85			163	CUT	0.00
TOTAL							\$0.00

Buha, Jason (73.50)

Year	1st	2nd	3rd	4th	Total	Finish	Money
2000	75	72			147	CUT	0.00
2003	74	73			147	CUT	0.00
TOTAL							\$0.00

Bullard, Jimmie (75.00)

Year	1st	2nd	3rd	4th	Total	Finish	Money
1975	74	76			150	CUT	0.00
TOTAL							\$0.00

Burgoon, Bronson (68.50)

Year	1st	2nd	3rd	4th	Total	Finish	Money
2018	68	73	67	66	274	T11	198,000.00
TOTAL							\$198,000.00

Burke, Patrick (74.43)

Year	1st	2nd	3rd	4th	Total	Finish	Money
1990	73	75			148	CUT	0.00
1993	71	74	79	73	297	T63	2,100.00
1997	76				76	W/D	0.00
TOTAL							\$2,100.00

Burke Jr., Ed (78.25)

Year	1st	2nd	3rd	4th	Total	Finish	Money
1983	77	84			161	CUT	0.00
1992	78	74			152	CUT	0.00
TOTAL							\$0.00

Individual Player Records

Burns, Bob (72.35)

Year	1st	2nd	3rd	4th	Total	Finish	Money
1994	71	67	70	68	276	T5	43,800.00
1995	72	71	71	78	292	T60	2,592.00
1999	76	72			148	CUT	0.00
2000	72	72	75	73	292	T64	6,270.00
2001	73	74			147	CUT	0.00
2002	76	70			146	CUT	0.00
2004	74	72			146	CUT	0.00
TOTAL							\$52,662.00

Burns, George (71.29)

Year	1st	2nd	3rd	4th	Total	Finish	Money
1975	77	67	71	67	282	T21	2,257.15
1976	71	68	74	71	284	T53	675.00
1977	69	67	75	66	277	T4	13,200.00
1978	73	74			147	CUT	0.00
1979	69	70	72	70	281	T7	12,466.67
1980	65	72	69	72	278	T7	11,640.00
1981	71	74	69	65	279	5	16,000.00
1982	71	67	66	71	275	T11	8,200.00
1983	72	75	70	72	289	T41	1,492.00
1984	74	67	68	74	283	T31	2,965.20
1985	66	66	73	70	275	T2	44,000.00
1986	74	73			147	CUT	0.00
1987	75	72			147	CUT	0.00
1988	74	73			147	CUT	0.00
1989	76	74			150	CUT	0.00
1990	74	68	77	67	286	T59	2,140.00
1996	75	75			150	CUT	0.00
1997	77	69			146	CUT	0.00
1998	83				83	W/D	0.00
TOTAL							\$115,036.02

Burns, Sam (69.07)

Year	1st	2nd	3rd	4th	Total	Finish	Money
2020	68	75			143	CUT	0.00
2021	71	67	64	72	274	T21	95,791.66
2022	65	69	67	71	272	T20	152,812.50
2023	73	70	67	68	278	T52	46,400.00
TOTAL							\$295,004.16

Burroughs, Clark (73.00)

Year	1st	2nd	3rd	4th	Total	Finish	Money
1988	73	72	74	71	290	T52	1,666.00
1989	73	72			145	CUT	0.00
1990	75	73			148	CUT	0.00
1995	69	76	73	75	293	T65	2,460.00
TOTAL							\$4,126.00

Burton, Kevin (73.00)

Year	1st	2nd	3rd	4th	Total	Finish	Money
1997	76	70			146	CUT	0.00
TOTAL							\$0.00

Butler, Duke (72.50)

Year	1st	2nd	3rd	4th	Total	Finish	Money
1976	76	69			145	CUT	0.00
TOTAL							\$0.00

Buttner, Bill (72.44)

Year	1st	2nd	3rd	4th	Total	Finish	Money
1985	73	74			147	CUT	0.00
1988	69	69	74	76	288	T44	2,240.00
1989	70	70	70	74	284	T23	8,428.57
1990	72	70	72	72	286	T59	2,140.00
1991	67	77			144	CUT	0.00
1992	79	76			155	CUT	0.00
TOTAL							\$12,808.57

Byman, Bob (73.33)

Year	1st	2nd	3rd	4th	Total	Finish	Money
1978	76	68			144	CUT	0.00
1979	69	71	75	70	285	T23	3,371.43
1981	75	71	74	75	295	65	840.00
1983	75	81			156	CUT	0.00
TOTAL							\$4,211.43

Byman, Ed (77.00)

Year	1st	2nd	3rd	4th	Total	Finish	Money
1979	77	77			154	CUT	0.00
TOTAL							\$0.00

Byrd, Jonathan (71.03)

Year	1st	2nd	3rd	4th	Total	Finish	Money
2002	75	67	70	76	288	T64	7,210.00
2003	72	70	69	72	283	T36	22,535.71
2004	67	70	71	80	288	T69	10,552.50
2007	74	72			146	CUT	0.00
2008	72	70	73	70	285	T55	15,680.00
2009	72	74	67	70	283	T24	63,937.50
2010	67	72	75	71	285	T56	16,875.00
2011	65	66	67		198	5	320,000.00
2012	71	75			146	CUT	0.00
TOTAL							\$456,790.71

Byrum, Curt (73.18)

Year	1st	2nd	3rd	4th	Total	Finish	Money
1983	73	79			152	CUT	0.00
1984	68	67	74	71	280	T17	7,250.00
1985	75	75			150	CUT	0.00
1987	69	69	74	72	284	T21	5,802.85
1988	81	75			156	CUT	0.00
1989	69	74	73	73	289	T47	2,568.57
1990	74	72			146	CUT	0.00
1991	78	73			151	CUT	0.00
1992	76	71			147	CUT	0.00
1994	75	70			145	CUT	0.00
1995	70	73	73	77	293	T65	2,460.00
1996	73	74			147	CUT	0.00
1997	70	78			148	CUT	0.00
TOTAL							\$18,081.42

Byrum, Tom (71.84)

Year	1st	2nd	3rd	4th	Total	Finish	Money
1986	75	73			148	CUT	0.00
1987	80	72			152	CUT	0.00
1988	70	79			149	CUT	0.00
1989	68	72	69	74	283	T18	13,040.00
1991	79	74			153	CUT	0.00
1995	74	70	71	76	291	T55	2,712.00
1996	71	77			148	CUT	0.00
1997	71	67	71	74	283	T21	15,000.00
1998	69	71	66		206	T5	68,400.00
1999	68	70	70	72	280	T10	51,875.00
2000	73	70	73	76	292	T64	6,270.00
2001	69	69	75	71	284	T37	14,000.00
2003	74	69			143	CUT	0.00
2004	71	64	68	71	274	T4	217,000.00
2005	70	71	75	71	287	T32	30,475.00
2006	74	73			147	CUT	0.00
TOTAL							\$418,772.00

Cable, GW (74.00)

Year	1st	2nd	3rd	4th	Total	Finish	Money
2005	74	74			148	CUT	0.00
TOTAL							\$0.00

Cabrera, Ángel (71.33)

Year	1st	2nd	3rd	4th	Total	Finish	Money
2002	69	73	71	69	282	T33	18,491.67
2006	75	71			146	CUT	0.00
2007	74	69			143	CUT	0.00
2008	69	67	72	72	280	T19	84,840.00
2009	72	80			152	CUT	0.00
2010	68	71	69	70	278	T15	116,250.00
2013	75	77			152	CUT	0.00
2014	71	69	69	70	279	T22	70,200.00
TOTAL							\$289,781.67

Individual Player Records

Cabrera Bello, Rafa (72.33)

Year	1st	2nd	3rd	4th	Total	Finish	Money
2017	79	72			151	CUT	0.00
2018	67	71	77	68	283	T60	18,990.00
TOTAL							\$18,990.00

Cadle, George (71.26)

Year	1st	2nd	3rd	4th	Total	Finish	Money
1975	71	69	69	69	278	T9	6,000.00
1976	71	73			144	CUT	0.00
1977	76	70			146	CUT	0.00
1978	77				77	W/D	0.00
1979	75	72			147	CUT	0.00
1980	68	65	70	74	277	T4	16,533.33
1981	67	72	78	73	290	T50	945.00
1982	70	70	73	69	282	T47	995.20
1984	70	69	73	71	283	T31	2,965.20
TOTAL							\$27,438.73

Cagigal, Henry (78.50)

Year	1st	2nd	3rd	4th	Total	Finish	Money
1990	74	83			157	CUT	0.00
TOTAL							\$0.00

Calcevecchia, Mark (72.95)

Year	1st	2nd	3rd	4th	Total	Finish	Money
1982	73	77			150	CUT	0.00
1983	83	74			157	CUT	0.00
1984	74	73			147	CUT	0.00
1985	73	76			149	CUT	0.00
1986	74	74			148	CUT	0.00
1988	72	73	72	76	293	T62	1,484.00
1997	71	67	75	71	284	T27	10,425.00
1998	67	71	73		211	T17	23,554.28
1999	74	70	71	76	291	T72	4,850.00
2003	71	74			145	CUT	0.00
2005	76	69	77	74	296	69	11,615.00
2006	71	70	80	76	297	T81	10,177.50
2007	67	75	65	65	272	T4	289,333.34
2008	75	74			149	CUT	0.00
2009	69	79			148	CUT	0.00
TOTAL							\$351,439.12

Caldwell, Rex (72.39)

Year	1st	2nd	3rd	4th	Total	Finish	Money
1976	71	71	68	71	281	T33	1,551.43
1978	67	75	66	73	281	T23	2,480.00
1979	77	68	69	69	283	T13	7,500.00
1980	74	73			147	CUT	0.00
1981	76	71			147	CUT	0.00
1982	69	68	72	70	279	T31	2,425.00
1983	77	73			150	CUT	0.00
1984	72	70	75	74	291	T61	1,085.00
1985	76	72			148	CUT	0.00
1986	75	69	72	73	289	T48	1,477.50
1987	82	73			155	CUT	0.00
1989	74	76			150	CUT	0.00
1995	77	73			150	CUT	0.00
TOTAL							\$16,518.93

Calfee, Bill (71.75)

Year	1st	2nd	3rd	4th	Total	Finish	Money
1976	69	74	71	71	285	T53	600.00
1978	70	73	69	70	282	T29	1,907.50
1979	74	73			147	CUT	0.00
1981	72	75			147	CUT	0.00
TOTAL							\$2,507.50

Calvin, Roger (74.20)

Year	1st	2nd	3rd	4th	Total	Finish	Money
1981	76	70	75	73	294	64	848.00
1982	77				77	W/D	0.00
TOTAL							\$848.00

Campbell, Chad (72.15)

Year	1st	2nd	3rd	4th	Total	Finish	Money
2002	77	76			153	CUT	0.00
2004	71	71			142	CUT	0.00
2006	77	74			151	CUT	0.00
2007	70	75			145	CUT	0.00
2008	71	72	69	76	288	T65	14,560.00
2009	72	75	70	70	287	T46	20,400.00
2010	72	69	72	73	286	T60	16,275.00
2011	67	67	72		206	T52	18,560.00
2012	77	67			144	CUT	0.00
2015	71	73			144	CUT	0.00
2016	73	73			146	CUT	0.00
2017	70	71	70	78	289	T67	17,937.50
TOTAL							\$87,732.50

Campbell, Michael (72.75)

Year	1st	2nd	3rd	4th	Total	Finish	Money
2001	72	72	75	72	291	T69	6,895.00
2002	74	71			145	CUT	0.00
2003	75	71			146	CUT	0.00
TOTAL							\$6,895.00

Canipe, David (72.93)

Year	1st	2nd	3rd	4th	Total	Finish	Money
1987	78	75			153	CUT	0.00
1989	72	73			145	CUT	0.00
1990	74	74			148	CUT	0.00
1991	67	73	73	72	285	T41	3,315.56
1992	74	70	70	76	290	61	2,180.00
TOTAL							\$5,495.56

Canonica, Emanuele (74.00)

Year	1st	2nd	3rd	4th	Total	Finish	Money
2001	76	72			148	CUT	0.00
TOTAL							\$0.00

Cantlay, Patrick (68.46)

Year	1st	2nd	3rd	4th	Total	Finish	Money
2017	67	70	69	70	276	T10	187,500.00
2018	69	67	68	69	273	T8	261,000.00
2019	70	67	70	67	274	T12	175,750.00
2020	69	73			142	CUT	0.00
2021	68	67	69	68	272	T11	203,775.00
2022	67	68	71	72	278	T57	34,200.00
2023	68	67	66	64	265	2	2,160,000.00
TOTAL							\$3,022,225.00

Caporale, Mike (77.00)

Year	1st	2nd	3rd	4th	Total	Finish	Money
1996	77	77			154	CUT	0.00
TOTAL							\$0.00

Cardenas, Joe (74.50)

Year	1st	2nd	3rd	4th	Total	Finish	Money
1970	76	73			149	CUT	0.00
TOTAL							\$0.00

Cardi, Frank (76.57)

Year	1st	2nd	3rd	4th	Total	Finish	Money
1967	78	74			152	CUT	0.00
1968	76	75			151	CUT	0.00
1972	77	78			155	CUT	0.00
1973	77	72			149	CUT	0.00
1974	79	80			159	CUT	0.00
1975	77	75			152	CUT	0.00
1977	78	76			154	CUT	0.00
TOTAL							\$0.00

Carmichael, Sam (72.00)

Year	1st	2nd	3rd	4th	Total	Finish	Money
1967	74	68	74	72	288	T47	179.17
TOTAL							\$179.17

Individual Player Records

Carnevale, Mark (71.82)

Year	1st	2nd	3rd	4th	Total	Finish	Money
1992	74	66	71	72	283	T26	7,550.00
1993	75	78			153	CUT	0.00
1994	72	69	72	70	283	T38	5,040.00
1995	74	71	69	71	285	T26	9,240.00
1998	72	73	72		217	T63	3,780.00
TOTAL							\$25,610.00

Caron, Jason (72.75)

Year	1st	2nd	3rd	4th	Total	Finish	Money
2000	71	76			147	CUT	0.00
2003	73	71			144	CUT	0.00
TOTAL							\$0.00

Carter, Jim (71.52)

Year	1st	2nd	3rd	4th	Total	Finish	Money
1987	76	71			147	CUT	0.00
1988	74	71	72	70	287	T36	3,084.25
1989	72	74			146	CUT	0.00
1990	71	72	70	76	289	T76	1,850.00
1995	69	72	74	71	286	T29	7,465.72
1996	74	70	74	72	290	T62	2,520.00
1997	69	70	71	65	275	5	60,000.00
1999	67	72	66	74	279	T5	84,750.00
2000	69	72	67	73	281	T11	72,000.00
2001	73	67	72	76	288	T56	7,770.00
2002	67	72	73	73	285	T50	8,442.00
2003	73	71			144	CUT	0.00
2004	76	68			144	CUT	0.00
2005	76	73			149	CUT	0.00
TOTAL							\$247,881.97

Carter, Tom (72.75)

Year	1st	2nd	3rd	4th	Total	Finish	Money
2004	70	69	77	75	291	T76	9,712.50
TOTAL							\$9,712.50

Casey, Paul (69.75)

Year	1st	2nd	3rd	4th	Total	Finish	Money
2008	66	71	69	72	278	T7	203,700.00
2010	69	69	70	69	277	T12	157,500.00
2014	66	71	71	71	279	T22	70,200.00
2015	66	76	69	68	279	T39	33,000.00
2016	71	70	71	72	284	T31	45,220.00
2017	69	68	66	71	274	5	350,000.00
2018	67	73	69	74	283	T60	18,990.00
2020	70	69	67	71	277	T49	23,169.44
2021	70	71	66	73	280	T64	20,140.00
TOTAL							\$921,919.44

Casper, Billy (70.95)

Year	1st	2nd	3rd	4th	Total	Finish	Money
1967	72	73	71	73	289	T59	0.00
1968	70	71	67	67	275	5	10,750.00
1969	72	71	70	70	283	T14	3,277.27
1970	73	66	69	76	284	T41	835.71
1976	72	70	73	68	283	T48	759.00
1979	75	72			147	CUT	0.00
TOTAL							\$15,621.98

Castro, Roberto (70.90)

Year	1st	2nd	3rd	4th	Total	Finish	Money
2012	76	67	69	71	283	T24	56,700.00
2013	70	70	69	71	280	T25	58,500.00
2016	73	73			146	CUT	0.00
TOTAL							\$115,200.00

Cauley, Bud (71.18)

Year	1st	2nd	3rd	4th	Total	Finish	Money
2012	71	71	72	67	281	T10	160,888.89
2017	72	71			143	CUT	0.00
2019	68	70	78		216	W/D	0.00
2020	71	72			143	CUT	0.00
TOTAL							\$160,888.89

Caygill, Alex (74.00)

Year	1st	2nd	3rd	4th	Total	Finish	Money
1970	76	72			148	CUT	0.00
TOTAL							\$0.00

Cejka, Alex (71.79)

Year	1st	2nd	3rd	4th	Total	Finish	Money
2003	70	69	66	74	279	T22	45,071.43
2004	70	69	73	76	288	T69	10,552.50
2005	72	72	76	70	290	T51	13,531.67
2006	72	72			144	CUT	0.00
2007	73	70			143	CUT	0.00
2009	71	72	77	73	293	T73	14,400.00
2010	73	74			147	CUT	0.00
2015	68	76			144	CUT	0.00
2018	67	74	72	69	282	T56	20,250.00
TOTAL							\$103,805.60

Cerda, Antonio (73.27)

Year	1st	2nd	3rd	4th	Total	Finish	Money
1978	72	73			145	CUT	0.00
1979	71	74	76	71	292	T62	860.00
1981	77	74			151	CUT	0.00
1982	73	70			143	CUT	0.00
1983	76	72			148	CUT	0.00
1986	74	79			153	CUT	0.00
1987	78	68	73	71	290	T52	1,392.00
1988	70	73	74	73	290	T52	1,666.00
TOTAL							\$3,918.00

Cerrudo, Ron (72.19)

Year	1st	2nd	3rd	4th	Total	Finish	Money
1968	74	74			148	CUT	0.00
1969	71	74	69	70	284	T25	1,887.50
1971	69	76	71	74	290	T62	333.33
1972	74	75			149	CUT	0.00
1976	68	75	69	72	284	T53	675.00
TOTAL							\$2,895.83

Cesario, Greg (76.75)

Year	1st	2nd	3rd	4th	Total	Finish	Money
1993	73	74	77	83	307	70	2,000.00
TOTAL							\$2,000.00

Chadwick, Mike (80.00)

Year	1st	2nd	3rd	4th	Total	Finish	Money
1984	83	77			160	CUT	0.00
TOTAL							\$0.00

Chaffee, Jon (73.17)

Year	1st	2nd	3rd	4th	Total	Finish	Money
1980	74	69	72	72	287	T47	1,027.43
1992	77	75			152	CUT	0.00
TOTAL							\$1,027.43

Chalmers, Greg (71.21)

Year	1st	2nd	3rd	4th	Total	Finish	Money
1999	68	75	69	70	282	T22	23,208.34
2000	73	72			145	CUT	0.00
2002	74	68	72	76	290	T73	6,615.00
2003	71	73			144	CUT	0.00
2009	74	82			156	CUT	0.00
2010	70	71	69	71	281	T31	44,475.00
2011	70	68	67		205	T43	23,840.00
2012	70	70	68	72	280	9	232,000.00
2013	73	69	66	74	282	T37	36,800.00
TOTAL							\$366,938.34

Individual Player Records

Chamblee, Brandel (72.00)

Year	1st	2nd	3rd	4th	Total	Finish	Money
1988	70	68	73	69	280	T6	22,662.50
1991	73	74			147	CUT	0.00
1992	74	70	73	75	292	T65	2,070.00
1993	67	74	76	73	290	T34	5,275.00
1994	78	73			151	CUT	0.00
1997	73	71	69	71	284	T27	10,425.00
2001	73	69	74	71	287	T52	8,207.50
2002	70	71	73	71	285	T50	8,442.00
2003	70	72	73	73	288	T62	10,650.00
TOTAL							\$67,732.00

Champ, Cameron (69.10)

Year	1st	2nd	3rd	4th	Total	Finish	Money
2019	71	70	66	69	276	T21	103,600.00
2020	72	68			140	CUT	0.00
2021	68	70	67	70	275	T27	69,350.00
TOTAL							\$172,950.00

Chancey, Jim (75.25)

Year	1st	2nd	3rd	4th	Total	Finish	Money
1978	75	77			152	CUT	0.00
1987	75	74			149	CUT	0.00
TOTAL							\$0.00

Chappell, Kevin (70.19)

Year	1st	2nd	3rd	4th	Total	Finish	Money
2011	67	69	68		204	T32	39,781.82
2012	72	77			149	CUT	0.00
2013	68	72	62	76	278	T15	132,000.00
2014	68	67	71	74	280	T30	46,500.00
2015	72	68	70	67	277	T24	66,825.00
2016	67	72	75	70	284	T31	45,220.00
2017	68	73	64	70	275	T6	283,281.25
2018	71	77			148	CUT	0.00
TOTAL							\$613,608.07

Charles, Bob (71.00)

Year	1st	2nd	3rd	4th	Total	Finish	Money
1967	67	67	71	74	279	T9	6,500.00
1968	68	71	73	69	281	T22	2,750.00
1969	71	73	70	73	287	T43	765.00
1970	69	72	68	71	280	T17	3,125.00
1971	73	68	67	73	281	T11	4,468.75
1972	75	75			150	CUT	0.00
1975	70	71	72	73	286	T45	750.00
1976	69	71	72	74	286	T63	517.50
TOTAL							\$18,876.25

Cheesman, Barry (74.80)

Year	1st	2nd	3rd	4th	Total	Finish	Money
1988	71	78			149	CUT	0.00
1991	73	71			144	CUT	0.00
1993	73	73	74	75	295	T60	2,180.00
1998	75				75	W/D	0.00
1999	80	73			153	CUT	0.00
2000	78	80			158	CUT	0.00
2001	72	76			148	CUT	0.00
TOTAL							\$2,180.00

Chen, T.C. (73.64)

Year	1st	2nd	3rd	4th	Total	Finish	Money
1983	72	80			152	CUT	0.00
1985	73	70	71	73	287	T36	2,304.00
1986	75	77			152	CUT	0.00
1987	69	73	74	74	290	T52	1,392.00
1988	75	75			150	CUT	0.00
TOTAL							\$3,696.00

Chen, T.M. (75.00)

Year	1st	2nd	3rd	4th	Total	Finish	Money
1986	78	72			150	CUT	0.00
TOTAL							\$0.00

Chill, Lee (72.00)

Year	1st	2nd	3rd	4th	Total	Finish	Money
1982	73	71			144	CUT	0.00
TOTAL							\$0.00

Choi, K.J. (71.55)

Year	1st	2nd	3rd	4th	Total	Finish	Money
2000	73	69	75	75	292	T64	6,270.00
2002	72	67	73	70	282	T33	18,491.67
2005	76	73			149	CUT	0.00
2007	64	66	70	70	270	2	756,000.00
2008	74	69	68	68	279	T12	129,000.00
2009	73	76			149	CUT	0.00
2010	68	75			143	CUT	0.00
2011	70	67	67		204	T32	39,781.82
2012	67	71	80	75	293	T73	15,440.00
2013	71	71	73	76	291	T68	16,240.00
2014	68	75	72		215	T71	15,680.00
2016	78	74			152	CUT	0.00
TOTAL							\$996,903.49

Chopra, Daniel (73.06)

Year	1st	2nd	3rd	4th	Total	Finish	Money
2004	69	70	71	73	283	T42	15,807.27
2005	75	74			149	CUT	0.00
2006	72	72			144	CUT	0.00
2007	77	82			159	CUT	0.00
2008	72	73			145	CUT	0.00
2009	77	69	71	72	289	T58	16,425.00
TOTAL							\$32,232.27

Christian, Gary (71.50)

Year	1st	2nd	3rd	4th	Total	Finish	Money
2012	66	71	77	72	286	T46	21,080.00
TOTAL							\$21,080.00

Christie, Michael (76.57)

Year	1st	2nd	3rd	4th	Total	Finish	Money
1997	78	76			154	CUT	0.00
1998	75	81			156	CUT	0.00
1999	75	72			147	CUT	0.00
2000	79				79	W/D	0.00
TOTAL							\$0.00

Cink, Stewart (70.59)

Year	1st	2nd	3rd	4th	Total	Finish	Money
1997	73	68	66	70	277	T6	50,250.00
1998	74	69	72		215	T47	4,623.43
1999	74	72			146	CUT	0.00
2001	65	72	69	67	273	T3	182,000.00
2002	67	69	71	68	275	T5	133,000.00
2003	75	74			149	CUT	0.00
2004	69	77			146	CUT	0.00
2007	72	67	73	67	279	T25	49,035.00
2008	73	70	70	70	283	T38	26,600.00
2009	70	72	71	71	284	T28	53,250.00
2010	67	69	73	69	278	T15	116,250.00
2011	74	66			140	CUT	0.00
2013	70	70	79	72	291	T68	16,240.00
2014	69	72	68	68	277	T15	132,000.00
2015	67	73	67	72	279	T39	33,000.00
2017	71	74			145	CUT	0.00
2018	78	68			146	CUT	0.00
2021	71	68	66	69	274	T21	95,791.67
2022	72	77			149	CUT	0.00
TOTAL							\$892,040.10

Individual Player Records

Claar, Brian (72.30)

Year	1st	2nd	3rd	4th	Total	Finish	Money
1986	76	74			150	CUT	0.00
1987	71	73	73	75	292	T64	1,254.00
1991	71	72	71	70	284	T38	4,500.00
1992	71	72	70	74	287	T45	2,928.00
1993	75	72	72	75	294	T55	2,260.00
1994	71	73	68	70	282	T27	7,494.55
1995	76	74			150	CUT	0.00
1996	75	69	71	72	287	T40	4,920.00
1997	74	74			148	CUT	0.00
1998	71	75	66		212	T24	13,927.50
TOTAL							\$37,284.05

Clampett, Bobby (72.64)

Year	1st	2nd	3rd	4th	Total	Finish	Money
1980	70	76			146	CUT	0.00
1981	72	69	68	68	277	T2	29,866.67
1984	72	73			145	CUT	0.00
1985	72	72	75	73	292	T57	1,115.00
1986	72	71	77	69	289	T48	1,477.50
1987	74	67	76	77	294	T68	1,212.00
1989	74	74			148	CUT	0.00
1991	73	76			149	CUT	0.00
1995	70	74	72	78	294	DQ	0.00
TOTAL							\$33,671.17

Clark, Chris (75.00)

Year	1st	2nd	3rd	4th	Total	Finish	Money
1979	77	73			150	CUT	0.00
TOTAL							\$0.00

Clark, Fred (79.00)

Year	1st	2nd	3rd	4th	Total	Finish	Money
1977	84	74			158	CUT	0.00
TOTAL							\$0.00

Clark, Tim (71.35)

Year	1st	2nd	3rd	4th	Total	Finish	Money
2003	70	74			144	CUT	0.00
2004	68	72	68	69	277	T9	131,250.00
2005	74	70	68	71	283	T12	112,700.00
2006	70	71	78	73	292	T63	12,190.00
2007	69	68	72	68	277	T17	101,500.00
2008	70	69	73	71	283	T38	26,600.00
2009	71	70	71	71	283	T24	63,937.50
2010	70	74			144	CUT	0.00
2012	70	72	67	72	281	T10	160,888.89
2013	75	74			149	CUT	0.00
2014	76				76	W/D	0.00
2015	77	74			151	CUT	0.00
TOTAL							\$609,066.39

Clark, Wyndham (69.67)

Year	1st	2nd	3rd	4th	Total	Finish	Money
2019	67	66	73	69	275	T18	129,500.00
2020	68	71	67	68	274	T29	55,860.00
2021	78	70			148	CUT	0.00
2022	67	67	67	72	273	T28	107,250.00
2023	70	76	70	68	284	T66	40,800.00
TOTAL							\$333,410.00

Clark II, Michael (74.17)

Year	1st	2nd	3rd	4th	Total	Finish	Money
2000	72	73			145	CUT	0.00
2002	75	71			146	CUT	0.00
2003	78	76			154	CUT	0.00
TOTAL							\$0.00

Clarke, Darren (71.00)

Year	1st	2nd	3rd	4th	Total	Finish	Money
1998	73	71	68		212	T24	13,927.50
2004	72	71			143	CUT	0.00
TOTAL							\$13,927.50

Claxton, Paul (74.13)

Year	1st	2nd	3rd	4th	Total	Finish	Money
1997	74	69	76	77	296	T78	2,760.00
2002	74	72			146	CUT	0.00
2005	76	75			151	CUT	0.00
TOTAL							\$2,760.00

Claxton, Will (72.00)

Year	1st	2nd	3rd	4th	Total	Finish	Money
2012	70	74			144	CUT	0.00
TOTAL							\$0.00

Clearwater, Keith (74.33)

Year	1st	2nd	3rd	4th	Total	Finish	Money
1987	74	72	67	71	284	T21	5,802.86
1989	73	73			146	CUT	0.00
1995	84				84	W/D	0.00
1997	76	76			152	CUT	0.00
2001	73	70	78	75	296	T79	6,370.00
2004	74	79			153	CUT	0.00
TOTAL							\$12,172.86

Cleary, John (77.00)

Year	1st	2nd	3rd	4th	Total	Finish	Money
1967	77	77			154	CUT	0.00
TOTAL							\$0.00

Clements, Lennie (72.38)

Year	1st	2nd	3rd	4th	Total	Finish	Money
1981	77	75			152	CUT	0.00
1983	71	73	78	74	296	T79	819.00
1984	70	73	73	75	291	T61	1,085.00
1985	70	73	76	66	285	T25	3,900.00
1986	74	67	74	69	284	T18	7,302.85
1987	73	69	72	71	285	T28	3,904.29
1988	71	74	73	78	296	T70	1,386.00
1989	71	76			147	CUT	0.00
1990	71	72	71	72	286	T59	2,140.00
1992	75	70	73	70	288	T50	2,362.50
1993	74	73	72	70	289	T31	6,200.00
1994	73	68	72	69	282	T27	7,494.54
1998	76				76	W/D	0.00
TOTAL							\$36,594.18

Coats, Jerry (78.50)

Year	1st	2nd	3rd	4th	Total	Finish	Money
1969	77	80			157	CUT	0.00
TOTAL							\$0.00

Coceres, José (72.50)

Year	1st	2nd	3rd	4th	Total	Finish	Money
2001	72	75			147	CUT	0.00
2002	68	68	71	73	280	T18	42,600.00
2004	69	68	70	79	286	T60	11,287.50
2005	74	78			152	CUT	0.00
2007	75	75			150	CUT	0.00
TOTAL							\$53,887.50

Cochran, Bobby (72.00)

Year	1st	2nd	3rd	4th	Total	Finish	Money
2000	74	69	69	76	288	T42	9,420.00
TOTAL							\$9,420.00

Individual Player Records

Cochran, Russ (71.86)

Year	1st	2nd	3rd	4th	Total	Finish	Money
1983	79	75			154	CUT	0.00
1984	74	71			145	CUT	0.00
1985	81				81	W/D	0.00
1987	74	69	70	70	283	T17	8,700.00
1988	72	73	70	68	283	T18	9,128.00
1989	70	76			146	CUT	0.00
1990	71	71	69	68	279	T14	16,500.00
1991	73	68	71	73	285	T41	3,315.55
1992	71	73	71		215	DQ	0.00
1993	78	71			149	CUT	0.00
1994	69	74	69	73	285	T50	2,922.00
1996	74	69	72	75	290	T62	2,520.00
1999	80				80	W/D	0.00
2000	71	67	73	74	285	T24	24,900.00
2001	71	68	67	69	275	T8	105,000.00
2002	73	71			144	CUT	0.00
2004	70	72			142	CUT	0.00
					TOTAL		\$172,985.55

Coghill, Gene (74.00)

Year	1st	2nd	3rd	4th	Total	Finish	Money
1967	72	76			148	CUT	0.00
					TOTAL		\$0.00

Colbert, Jim (71.03)

Year	1st	2nd	3rd	4th	Total	Finish	Money
1967	66	73	70	71	280	T12	4,937.50
1968	74	72			146	CUT	0.00
1969	69	71	78	72	290	T58	476.19
1970	71	73	70	71	285	T48	414.28
1971	72	69	72	71	284	T31	1,505.00
1972	70	68	70	65	273	2	28,500.00
1973	69	71	70	73	283	T39	1,025.00
1974	70	69	70	68	277	T9	5,750.00
1975	73	68	71	74	286	T45	750.00
1976	71	70	72	72	285	T53	600.00
1977	70	76			146	CUT	0.00
1978	73	72			145	CUT	0.00
1979	76				76	W/D	0.00
1980	70	72	71	71	284	T29	2,600.00
1981	72	70	72	70	284	T22	3,840.00
1982	69	65	68	71	273	T7	12,900.00
1983	76	74			150	CUT	0.00
1984	67	71	72	72	282	T25	3,816.66
1985	70	70	73	72	285	T25	3,900.00
1986	70	74	73	70	287	T36	2,826.00
					TOTAL		\$73,840.63

Cole, Bobby (72.37)

Year	1st	2nd	3rd	4th	Total	Finish	Money
1968	70	70	77	79	296	75	0.00
1969	78	73			151	CUT	0.00
1970	74	68	75	70	287	T59	312.50
1972	75	72			147	CUT	0.00
1973	70	68	65	73	276	T9	6,250.00
1974	73	71	72	70	286	T47	657.60
1975	71	69	76	74	290	T60	468.66
1977	70	66	77	74	287	T43	960.00
1978	74	72			146	CUT	0.00
1980	76	70			146	CUT	0.00
1982	75	73			148	CUT	0.00
1987	73	72	70	75	290	T52	1,392.00
					TOTAL		\$10,040.76

Cole, Eric (68.50)

Year	1st	2nd	3rd	4th	Total	Finish	Money
2023	66	70	68	70	274	T31	116,000.00
					TOTAL		\$116,000.00

Coles, Gavin (73.00)

Year	1st	2nd	3rd	4th	Total	Finish	Money
2003	72	73			145	CUT	0.00
2005	72	73	70	78	293	T63	12,190.00
					TOTAL		\$12,190.00

Collins, Bill (71.96)

Year	1st	2nd	3rd	4th	Total	Finish	Money
1968	72	72	66	70	280	T19	3,250.00
1969	75	73			148	CUT	0.00
1970	74	70	70	71	285	T48	414.29
1971	69	74	67	73	283	T22	2,041.00
1972	71	77			148	CUT	0.00
1973	70	68	73	72	283	T39	1,025.00
1974	72	77			149	CUT	0.00
1975	71	73	78	70	292	67	413.00
1976	76	71			147	CUT	0.00
					TOTAL		\$7,143.29

Collins, Chad (72.33)

Year	1st	2nd	3rd	4th	Total	Finish	Money
2010	68	74	73	72	287	T64	15,675.00
2015	74	73			147	CUT	0.00
					TOTAL		\$15,675.00

Commans, Ron (77.25)

Year	1st	2nd	3rd	4th	Total	Finish	Money
1982	73	73			146	CUT	0.00
1985	79	84			163	CUT	0.00
					TOTAL		\$0.00

Compton, Erik (70.25)

Year	1st	2nd	3rd	4th	Total	Finish	Money
2013	72	70	72	70	284	T43	24,960.00
2014	68	69	70	71	278	T19	104,000.00
					TOTAL		\$128,960.00

Comstock, Byron (73.00)

Year	1st	2nd	3rd	4th	Total	Finish	Money
1968	74	72			146	CUT	0.00
1973	73	73			146	CUT	0.00
					TOTAL		\$0.00

Conley, Tim (74.00)

Year	1st	2nd	3rd	4th	Total	Finish	Money
1998	73	73	76		222	79	3,276.00
					TOTAL		\$3,276.00

Connelly, Jack (73.00)

Year	1st	2nd	3rd	4th	Total	Finish	Money
1972	72	74			146	CUT	0.00
					TOTAL		\$0.00

Conner, Frank (72.36)

Year	1st	2nd	3rd	4th	Total	Finish	Money
1975	75	71			146	CUT	0.00
1977	72	72	72	75	291	T60	562.50
1979	76	74			150	CUT	0.00
1980	69	72	73	75	289	T60	860.00
1981	70	73	69	70	282	T12	8,100.00
1982	69	70	72	71	282	T47	995.20
1983	71	77			148	CUT	0.00
1984	72	75			147	CUT	0.00
1985	71	75			146	CUT	0.00
1986	70	70	74	70	284	T18	7,302.86
1987	72	72	71	71	286	T35	2,832.86
1992	78	76			154	W/D	0.00
					TOTAL		\$20,653.42

Conners, Corey (68.10)

Year	1st	2nd	3rd	4th	Total	Finish	Money
2019	66	71	70	69	276	T21	103,600.00
2020	72	65	69	67	273	T25	76,237.50
2021	70	69	62	70	271	T8	277,875.00
2022	67	71	67	68	273	T28	107,250.00
2023	67	72	65	65	269	T6	584,285.72
					TOTAL		\$1,149,248.22

Individual Player Records

Coody, Charles (71.14)

Year	1st	2nd	3rd	4th	Total	Finish	Money
1967	71	69	73	66	279	T9	6,500.00
1968	74	71			145	CUT	0.00
1969	71	72	73	70	286	T39	1,087.50
1970	71	70	71	68	280	T17	3,125.00
1971	71	76			147	CUT	0.00
1972	71	71	72	73	287	T44	705.00
1973	69	72	71	72	284	T44	775.00
1974	70	71	68	73	282	T26	1,701.44
1975	71	67	71	71	280	T14	4,125.00
1976	71	72	75	69	287	T69	152.50
1977	67	68	72	72	279	T8	7,530.00
1978	73	71			144	CUT	0.00
1979	72	73	72	68	285	T23	3,371.43
1980	68	72	70	70	280	T16	6,800.00
1981	71	71	70	73	285	T27	3,020.00
1982	67	71	71	68	277	T19	4,514.29
1983	76	73			149	CUT	0.00
1984	71	69	72	74	286	T46	1,337.14
1985	79				79	W/D	0.00
1986	76	68	73	71	288	T41	2,100.00
TOTAL							\$46,844.30

Cook, Austin (70.75)

Year	1st	2nd	3rd	4th	Total	Finish	Money
2018	68	74	68	73	283	T60	18,990.00
TOTAL							\$18,990.00

Cook, Jeff (78.50)

Year	1st	2nd	3rd	4th	Total	Finish	Money
1993	80	77			157	CUT	0.00
TOTAL							\$0.00

Cook, John (71.89)

Year	1st	2nd	3rd	4th	Total	Finish	Money
1980	71	71	74	71	287	T47	1,027.43
1981	79	67	72	69	287	T33	2,260.00
1983	74	73	76	71	294	T74	859.50
1984	72	72	74	75	293	T65	1,040.00
1988	80	72			152	CUT	0.00
1991	72	67	71	73	283	T31	5,671.43
1996	72	70	71	69	282	T11	25,440.00
1999	73	71	69	72	285	T41	9,250.00
2000	68	71	68	72	279	T5	101,700.00
2001	69	73	69	72	283	T32	19,810.00
2005	76	73			149	CUT	0.00
2006	70	70	76	73	289	T53	13,248.00
TOTAL							\$180,306.36

Coon, Ross (74.00)

Year	1st	2nd	3rd	4th	Total	Finish	Money
1967	73	75			148	CUT	0.00
TOTAL							\$0.00

Cooper, Carl (76.33)

Year	1st	2nd	3rd	4th	Total	Finish	Money
1990	77	83			160	CUT	0.00
1991	74	75			149	CUT	0.00
1992	74	75			149	CUT	0.00
TOTAL							\$0.00

Coston, Jeff (74.00)

Year	1st	2nd	3rd	4th	Total	Finish	Money
1985	77	73			150	CUT	0.00
1988	76	70			146	CUT	0.00
TOTAL							\$0.00

Cotner, Kawika (77.00)

Year	1st	2nd	3rd	4th	Total	Finish	Money
1995	76	78			154	CUT	0.00
TOTAL							\$0.00

Couch, Chris (72.36)

Year	1st	2nd	3rd	4th	Total	Finish	Money
1999	72	73	74	74	293	T76	4,650.00
2006	74	73			147	CUT	0.00
2010	67	72	72	68	279	T21	75,000.00
2011	77				77	W/D	0.00
TOTAL							\$79,650.00

Coughlan, Richie (73.57)

Year	1st	2nd	3rd	4th	Total	Finish	Money
1998	72				72	W/D	0.00
2000	76	71			147	CUT	0.00
2001	74	74			148	CUT	0.00
2003	75	73			148	CUT	0.00
TOTAL							\$0.00

Couples, Fred (71.01)

Year	1st	2nd	3rd	4th	Total	Finish	Money
1981	75	72			147	CUT	0.00
1983	71	69	71	71	282	T8	13,500.00
1984	67	69	73	68	277	T8	15,000.00
1985	72	72	82	74	300	T76	935.00
1987	70	69	73	67	279	T7	19,350.00
1988	70	71	71	74	286	T30	4,252.66
1989	66	72	70	71	279	T5	35,125.00
1990	69	78			147	CUT	0.00
1991	70	65	72	72	279	T10	24,000.00
1992	71	67	72	69	279	T9	25,000.00
1993	72	69	72	73	286	T16	14,500.00
1994	70	69	70	73	282	T27	7,494.54
1999	69	69	72	70	280	T10	51,875.00
2000	69	71	75	68	283	T16	48,000.00
2001	72	68	70	73	283	T32	19,810.00
2002	68	72	70	73	283	T39	13,650.00
2003	69	68	69	71	277	T13	91,000.00
2004	67	65	74	68	274	T4	217,000.00
2005	73	74			147	CUT	0.00
2006	73	69	73	83	298	T83	10,005.00
2008	75	72			147	CUT	0.00
2009	71	76	69	70	286	T41	27,750.00
TOTAL							\$638,247.20

Courtney, Charles (71.71)

Year	1st	2nd	3rd	4th	Total	Finish	Money
1967	74	69	75	71	289	T59	0.00
1968	76				76	W/D	0.00
1969	72	75			147	CUT	0.00
1970	73	69	71	73	286	T55	312.50
1971	69	74	69	76	288	T54	333.34
1972	72	70	74	70	286	T38	1,083.34
1973	71	69	68	71	279	T19	2,515.63
1974	70	68	73	72	283	T35	1,206.17
1975	74				74	W/D	0.00
TOTAL							\$5,450.98

Cox, Kris (71.75)

Year	1st	2nd	3rd	4th	Total	Finish	Money
2004	67	71	68	74	280	T23	46,725.00
2006	73	69	76	76	294	T70	11,270.00
TOTAL							\$57,995.00

Cramer, Rick (72.50)

Year	1st	2nd	3rd	4th	Total	Finish	Money
1986	73	72	71	74	290	T56	1,326.00
TOTAL							\$1,326.00

Individual Player Records

Crampton, Bruce (70.08)

Year	1st	2nd	3rd	4th	Total	Finish	Money
1967	73	74			147	CUT	0.00
1968	68	68	73	68	277	T8	7,083.34
1969	68	73	68	71	280	7	8,000.00
1970	67	71	68	67	273	1	50,000.00
1971	66	72	73	70	281	T11	4,468.75
1972	70	73	72	69	284	T24	1,893.75
1973	67	69	70	72	278	T16	3,750.00
1974	68	68	72	68	276	T7	7,687.50
1975	71	72	73	67	283	T28	1,700.00
1976	70	71	72	71	284	T53	675.00
TOTAL							\$85,258.34

Crane, Ben (71.63)

Year	1st	2nd	3rd	4th	Total	Finish	Money
2002	72	74			146	CUT	0.00
2003	76	75			151	CUT	0.00
2006	71	66	77	71	285	T29	35,773.22
2008	72	75			147	CUT	0.00
2009	74	73	69	70	286	T41	27,750.00
2010	67	70	73	67	277	T12	157,500.00
2011	72	67			139	CUT	0.00
2012	72	72			144	CUT	0.00
2013	67				67	W/D	0.00
2014	72	74			146	CUT	0.00
2016	72	74			146	CUT	0.00
TOTAL							\$221,023.22

Crawford, Dick (75.00)

Year	1st	2nd	3rd	4th	Total	Finish	Money
1970	73	77			150	CUT	0.00
TOTAL							\$0.00

Crawford, Richard (71.19)

Year	1st	2nd	3rd	4th	Total	Finish	Money
1967	73	71	69	74	287	T41	850.00
1968	71	70	68	73	282	T23	2,034.72
1969	72	72	71	68	283	T14	3,277.28
1971	72	71	75	74	292	T70	333.33
1972	76	71			147	CUT	0.00
1973	68	69	72	73	282	T32	1,353.57
1974	72	69	71	68	280	T16	3,500.00
1975	69	67	74	73	283	T28	1,700.00
1976	72	70	68	69	279	T17	3,750.00
1977	76	72			148	CUT	0.00
TOTAL							\$16,798.90

Crenshaw, Ben (72.20)

Year	1st	2nd	3rd	4th	Total	Finish	Money
1974	75	68	77	73	293	T69	254.00
1975	69	70	70	74	283	T28	1,700.00
1976	69	68	69	69	275	T2	23,200.00
1977	74	71	69	72	286	T35	1,385.62
1978	68	72	69	71	280	T16	3,900.00
1980	78	71			149	CUT	0.00
1982	68	72	68	69	277	T19	4,514.29
1983	81	71			152	CUT	0.00
1986	73	75			148	CUT	0.00
1989	67	76	71	74	288	T41	3,600.00
1990	75	63	72	69	279	T14	16,500.00
1991	74	74			148	CUT	0.00
1992	72	74			146	CUT	0.00
1993	74	75			149	CUT	0.00
1994	73	70	68	73	284	T44	3,628.00
1995	74	70	71	70	285	T26	9,240.00
1996	73	74			147	CUT	0.00
1997	70	77			147	CUT	0.00
1998	72	69	76		217	T63	3,780.00
1999	75	79			154	CUT	0.00
2000	75	74			149	CUT	0.00
2001	75	82			157	CUT	0.00
TOTAL							\$71,701.91

Cromwell, Richard (73.00)

Year	1st	2nd	3rd	4th	Total	Finish	Money
1988	72	74			146	CUT	0.00
TOTAL							\$0.00

Cudd, Jay (73.17)

Year	1st	2nd	3rd	4th	Total	Finish	Money
1982	69	72	67	76	284	T64	840.00
1984	75	80			155	CUT	0.00
TOTAL							\$840.00

Cunning, Michael (74.50)

Year	1st	2nd	3rd	4th	Total	Finish	Money
1992	75	74			149	CUT	0.00
TOTAL							\$0.00

Cupit, Jacky (72.33)

Year	1st	2nd	3rd	4th	Total	Finish	Money
1968	74	63	72	78	287	T55	0.00
1971	70	77			147	CUT	0.00
TOTAL							\$0.00

Curl, Rod (72.00)

Year	1st	2nd	3rd	4th	Total	Finish	Money
1970	74	75			149	CUT	0.00
1971	73	75			148	CUT	0.00
1972	71	75			146	CUT	0.00
1973	72	69	72	69	282	T32	1,353.57
1975	74	72			146	CUT	0.00
1976	73	74			147	CUT	0.00
1977	68	67	74	70	279	T8	7,530.00
1978	71	70	67	71	279	T10	6,150.00
1979	76	74			150	CUT	0.00
1980	73	71			144	CUT	0.00
1981	75	70	74	73	292	T59	880.00
1982	72	74			146	CUT	0.00
1983	75	66	75	71	287	T31	2,610.00
1986	73	71	71	70	285	T25	4,387.50
TOTAL							\$22,911.07

Curran, Jon (72.83)

Year	1st	2nd	3rd	4th	Total	Finish	Money
2015	74	73			147	CUT	0.00
2016	75	67	72	76	290	T68	17,255.00
TOTAL							\$17,255.00

Curry, Paul (73.50)

Year	1st	2nd	3rd	4th	Total	Finish	Money
2000	71	76			147	CUT	0.00
TOTAL							\$0.00

Curtis, Ben (72.69)

Year	1st	2nd	3rd	4th	Total	Finish	Money
2003	70	72	74	73	289	T66	10,300.00
2007	75	74			149	CUT	0.00
2008	71	68	70	68	277	T4	289,333.33
2009	75	84			159	CUT	0.00
2010	71	74			145	CUT	0.00
2012	73	71			144	CUT	0.00
TOTAL							\$299,633.33

Cusick, Reggie (77.00)

Year	1st	2nd	3rd	4th	Total	Finish	Money
1985	77	77			154	CUT	0.00
TOTAL							\$0.00

Dahmen, Joel (70.50)

Year	1st	2nd	3rd	4th	Total	Finish	Money
2018	72	73			145	CUT	0.00
2019	67	69	75	73	284	T67	18,777.50
2020	70	70			140	CUT	0.00
2021	70	68	67	71	276	T31	48,925.00
2022	69	73			142	CUT	0.00
TOTAL							\$67,702.50

Daley, Jess (73.00)

Year	1st	2nd	3rd	4th	Total	Finish	Money
2002	74	72			146	CUT	0.00
TOTAL							\$0.00

Individual Player Records

Daley, Joe (73.67)

Year	1st	2nd	3rd	4th	Total	Finish	Money
1996	73	70	76	74	293	T79	2,172.00
1998	76	73			149	CUT	0.00
TOTAL							\$2,172.00

Dalpos, Rick (74.30)

Year	1st	2nd	3rd	4th	Total	Finish	Money
1986	78	73			151	CUT	0.00
1987	74	70	71	70	285	T28	3,904.29
1989	79	70			149	CUT	0.00
1993	81	77			158	CUT	0.00
TOTAL							\$3,904.29

Daly, John (75.25)

Year	1st	2nd	3rd	4th	Total	Finish	Money
1991	72	73			145	CUT	0.00
1993	74	82			156	CUT	0.00
TOTAL							\$0.00

Damron, Robert (71.92)

Year	1st	2nd	3rd	4th	Total	Finish	Money
1997	71	66	68	69	274	T3	87,000.00
1998	69	71	74		214	T41	6,480.00
1999	73	69	71	82	295	T80	4,450.00
2002	77				77	DQ	0.00
2003	72	68	72	74	286	T54	11,450.00
2004	67	70	73	76	286	T60	11,287.50
2005	76	69	73	72	290	T51	13,531.67
2006	73	75			148	CUT	0.00
TOTAL							\$134,199.17

Davidson, Matt (79.50)

Year	1st	2nd	3rd	4th	Total	Finish	Money
2005	82	77			159	CUT	0.00
TOTAL							\$0.00

Davis, Brian (71.21)

Year	1st	2nd	3rd	4th	Total	Finish	Money
2007	68	71	70	74	283	T54	15,890.00
2008	69	74	70	70	283	T38	26,600.00
2009	73	78			151	CUT	0.00
2010	72	70	75	69	286	T60	16,275.00
2011	69	66	64		199	T6	259,000.00
2012	72	76			148	CUT	0.00
2013	73	70			143	CUT	0.00
2014	73	66	77		216	T74	15,120.00
TOTAL							\$332,885.00

Davis, Cam (68.13)

Year	1st	2nd	3rd	4th	Total	Finish	Money
2020	64	65	72	73	274	T29	55,860.00
2021	69	70	68	69	276	T31	48,925.00
2022	67	71	67	66	271	T13	260,892.86
2023	66	67	69	67	269	T6	584,285.72
TOTAL							\$949,963.58

Davis, Dave (79.00)

Year	1st	2nd	3rd	4th	Total	Finish	Money
1985	75	83			158	CUT	0.00
TOTAL							\$0.00

Davis, Lee (74.50)

Year	1st	2nd	3rd	4th	Total	Finish	Money
1969	74	75			149	CUT	0.00
TOTAL							\$0.00

Davison, Pete (73.67)

Year	1st	2nd	3rd	4th	Total	Finish	Money
1974	73				73	W/D	0.00
1977	74	74			148	CUT	0.00
TOTAL							\$0.00

Dawson, Marco (73.48)

Year	1st	2nd	3rd	4th	Total	Finish	Money
1991	68	78			146	CUT	0.00
1992	74	76			150	CUT	0.00
1993	71	74	73	76	294	T55	2,260.00
1994	75	74			149	CUT	0.00
1995	69	72	73	72	286	T29	7,465.72
1996	77				77	W/D	0.00
2003	72	72			144	CUT	0.00
2005	72	79			151	CUT	0.00
2006	71	75			146	CUT	0.00
TOTAL							\$9,725.72

Day, Glen (71.44)

Year	1st	2nd	3rd	4th	Total	Finish	Money
1994	70	80			150	CUT	0.00
1996	73	71	71	70	285	T24	9,497.15
2003	69	75			144	CUT	0.00
2004	71	70	73	69	283	T42	15,807.28
2008	70	71	70	70	281	T24	55,400.00
TOTAL							\$80,704.43

Day, Jason (69.31)

Year	1st	2nd	3rd	4th	Total	Finish	Money
2008	74	68	66	74	282	T31	39,700.00
2009	70	73	70	67	280	T12	157,500.00
2010	67	67	70	71	275	T5	263,437.50
2011	67	68	66		201	T13	145,600.00
2012	70	70	77	66	283	T24	56,700.00
2013	66	73	71	70	280	T25	58,500.00
2014	72	64	68	68	272	T2	597,333.33
2015	68	68	63	62	261	1	1,485,000.00
2016	68	70	70	69	277	T4	351,333.34
2017	69	71	68	67	275	T6	283,281.25
2018	71	66	68	71	276	T20	101,160.00
2019	72	70			142	CUT	0.00
2020	70	75			145	CUT	0.00
2021	73	73			146	CUT	0.00
2022	65	74			139	CUT	0.00
2023	68	72	72	66	278	T52	46,400.00
TOTAL							\$3,585,945.42

de Jonge, Brendon (70.94)

Year	1st	2nd	3rd	4th	Total	Finish	Money
2010	72	74			146	CUT	0.00
2011	68	68	71		207	T58	17,520.00
2012	74	71			145	CUT	0.00
2013	67	69	72	71	279	T19	93,600.00
2014	66	72	72	75	285	T61	17,120.00
2015	71	73			144	CUT	0.00
TOTAL							\$128,240.00

De Vincenzo, Roberto (71.31)

Year	1st	2nd	3rd	4th	Total	Finish	Money
1967	69	67	68	70	274	3	18,750.00
1968	71	70	69	75	285	T43	664.28
1969	73	70	71	68	282	T10	5,500.00
1970	73	72			145	CUT	0.00
1979	79	76			155	CUT	0.00
TOTAL							\$24,914.28

DeChambeau, Bryson (69.00)

Year	1st	2nd	3rd	4th	Total	Finish	Money
2017	71	72			143	CUT	0.00
2018	68	66	63	69	266	1	1,620,000.00
2019	68	68	71	70	277	T24	74,925.00
2020	71	71			142	CUT	0.00
2021	71	65	72	68	276	T31	48,925.00
TOTAL							\$1,743,850.00

DeForest, John (73.63)

Year	1st	2nd	3rd	4th	Total	Finish	Money
1983	75	75			150	CUT	0.00
1985	68	70	75	80	293	T61	1,080.00
1986	73	73			146	CUT	0.00
TOTAL							\$1,080.00

Individual Player Records

Degenhart, Larry (76.50)

Year	1st	2nd	3rd	4th	Total	Finish	Money
1979	79	74			153	CUT	0.00
TOTAL							\$0.00

DeLaet, Graham (71.68)

Year	1st	2nd	3rd	4th	Total	Finish	Money
2010	74	74			148	CUT	0.00
2012	75	67	72	65	279	T5	281,000.00
2013	67	73	69	65	274	T2	528,000.00
2014	78	67			145	CUT	0.00
2015	76	72			148	CUT	0.00
2016	73	72	76	73	294	T78	15,555.00
2017	74				74	W/D	0.00
TOTAL							\$824,555.00

Delong, David (77.00)

Year	1st	2nd	3rd	4th	Total	Finish	Money
1993	77	77			154	CUT	0.00
TOTAL							\$0.00

Delsing, Jay (73.00)

Year	1st	2nd	3rd	4th	Total	Finish	Money
1985	72	72	74	75	293	T61	1,080.00
1986	72	76			148	CUT	0.00
1987	71	72	72	70	285	T28	3,904.29
1988	77	80			157	CUT	0.00
1990	69	75			144	CUT	0.00
1991	71	69	74	72	286	T50	2,460.00
1992	71	75			146	CUT	0.00
1993	70	74	76	77	297	T63	2,100.00
1994	74	68	70	72	284	T44	3,628.00
1995	79	72			151	CUT	0.00
1996	71	74	71	72	288	T43	3,506.40
1997	71	74	74	73	292	T69	3,000.00
1998	73	75			148	CUT	0.00
2000	79	72			151	CUT	0.00
2004	72	72			144	CUT	0.00
2006	70	74			144	CUT	0.00
TOTAL							\$19,678.69

Deming, Rolf (76.00)

Year	1st	2nd	3rd	4th	Total	Finish	Money
1971	73	79			152	CUT	0.00
TOTAL							\$0.00

Demsey, Todd (76.50)

Year	1st	2nd	3rd	4th	Total	Finish	Money
1997	80	73			153	CUT	0.00
TOTAL							\$0.00

Dennis, Clark (75.17)

Year	1st	2nd	3rd	4th	Total	Finish	Money
1990	73	76			149	CUT	0.00
1991	73	78			151	CUT	0.00
1999	75	76			151	CUT	0.00
TOTAL							\$0.00

Dent, Jim (72.10)

Year	1st	2nd	3rd	4th	Total	Finish	Money
1972	74	68	75	73	290	T57	416.67
1974	77				77	W/D	0.00
1975	75	69	71	68	283	T28	1,700.00
1976	73	69	74	67	283	T48	759.00
1978	73	67	72	74	286	T49	730.00
1979	72	74	74	71	291	T57	888.00
1981	71	74	70	75	290	T50	945.00
1983	72	71	73	78	294	T74	859.50
1984	71	69	66	75	281	T21	5,400.00
1985	73	80			153	CUT	0.00
1986	73	72	70	69	284	T18	7,302.86
TOTAL							\$19,001.03

DeRosa, Dave (75.00)

Year	1st	2nd	3rd	4th	Total	Finish	Money
1979	75	75			150	CUT	0.00
TOTAL							\$0.00

Deruntz, Robert (81.50)

Year	1st	2nd	3rd	4th	Total	Finish	Money
1999	78	85			163	CUT	0.00
2004	81	82			163	CUT	0.00
TOTAL							\$0.00

Destefano, Tony (78.50)

Year	1st	2nd	3rd	4th	Total	Finish	Money
1995	82	75			157	CUT	0.00
TOTAL							\$0.00

Detry, Thomas (70.00)

Year	1st	2nd	3rd	4th	Total	Finish	Money
2023	72	64	75	69	280	T61	43,400.00
TOTAL							\$43,400.00

Devlin, Bruce (71.23)

Year	1st	2nd	3rd	4th	Total	Finish	Money
1967	71	73	72	72	288	T47	179.17
1968	72	74			146	CUT	0.00
1969	67	72	76	70	285	T31	1,428.12
1971	70	74	74	67	285	T36	1,143.75
1972	67	68	75	70	280	T12	4,833.33
1973	68	72	70	70	280	T27	1,850.00
1974	72	70	68	75	285	T44	825.00
1975	69	75	70	70	284	T33	1,412.67
1976	72	73			145	CUT	0.00
1979	74	68	75	73	290	T50	950.86
1980	69	73	75	72	289	T60	860.00
1982	72	69	66	70	277	T19	4,514.28
TOTAL							\$17,997.18

Dibuono, Mike (81.00)

Year	1st	2nd	3rd	4th	Total	Finish	Money
1986	78	84			162	CUT	0.00
TOTAL							\$0.00

Dickerson, Bubba (76.00)

Year	1st	2nd	3rd	4th	Total	Finish	Money
2006	76				76	DQ	0.00
TOTAL							\$0.00

Dickinson, Gardner (72.81)

Year	1st	2nd	3rd	4th	Total	Finish	Money
1967	70	72			142	W/D	0.00
1968	68	70	70	71	279	T14	4,250.00
1969	79	72			151	CUT	0.00
1970	75	70			145	CUT	0.00
1971	76	74			150	CUT	0.00
1973	70	73	74		217	W/D	0.00
1974	75	75			150	CUT	0.00
1975	69	75	79	72	295	T69	381.00
TOTAL							\$4,631.00

Dickson, Bob (73.91)

Year	1st	2nd	3rd	4th	Total	Finish	Money
1969	73	74			147	CUT	0.00
1974	77				77	W/D	0.00
1975	69	75	75	74	293	T68	400.00
1976	74	75			149	CUT	0.00
1978	70	77			147	CUT	0.00
TOTAL							\$400.00

Diehl, Terry (72.59)

Year	1st	2nd	3rd	4th	Total	Finish	Money
1975	71	67	71	71	280	T14	4,125.00
1976	71	73			144	CUT	0.00
1977	77	75			152	CUT	0.00
1978	71	72	75	69	287	T55	645.00
1979	78	71			149	CUT	0.00
1980	71	72	75	73	291	T69	800.00
1982	73	70			143	CUT	0.00
1983	77	74			151	CUT	0.00
TOTAL							\$5,570.00

Dietrich, Scott (80.00)

Year	1st	2nd	3rd	4th	Total	Finish	Money
1991	79	81			160	CUT	0.00
TOTAL							\$0.00

Individual Player Records

Diffley, Mike (76.00)

Year	1st	2nd	3rd	4th	Total	Finish	Money
1990	78	68			146	CUT	0.00
1992	80	78			158	CUT	0.00
TOTAL							\$0.00

Dill, Terry (71.00)

Year	1st	2nd	3rd	4th	Total	Finish	Money
1967	71	72	71	73	287	T41	850.00
1968	70	68	74	72	284	T38	1,170.00
1969	68	72	73	70	283	T14	3,277.28
1970	71	70	70	73	284	T41	835.71
1971	69	75	66	71	281	T11	4,468.75
1974	74	69	75	74	292	T67	406.50
1975	71	67	74	70	282	T21	2,257.14
1976	71	71	70	67	279	T17	3,750.00
TOTAL							\$17,015.38

Dillard, Andy (71.75)

Year	1st	2nd	3rd	4th	Total	Finish	Money
1986	72	72	71	73	288	T41	2,100.00
1987	73	72	69	72	286	T35	2,832.86
TOTAL							\$4,932.86

Dills, Joey (70.25)

Year	1st	2nd	3rd	4th	Total	Finish	Money
1976	70	73	67	71	281	T33	1,551.43
TOTAL							\$1,551.43

DiMarco, Chris (73.11)

Year	1st	2nd	3rd	4th	Total	Finish	Money
1994	71	76			147	CUT	0.00
1995	77	80			157	CUT	0.00
1998	74	78			152	CUT	0.00
1999	74	75			149	CUT	0.00
2004	69	69	69	70	277	T9	131,250.00
2005	71	72	69	71	283	T12	112,700.00
2006	70	70	75	72	287	T42	20,125.00
2007	69	77			146	CUT	0.00
2008	74	75			149	CUT	0.00
2009	77	80			157	CUT	0.00
2011	73	70			143	CUT	0.00
TOTAL							\$264,075.00

Dodd, John (79.50)

Year	1st	2nd	3rd	4th	Total	Finish	Money
1985	74	85			159	CUT	0.00
TOTAL							\$0.00

Dodds, Trevor (73.35)

Year	1st	2nd	3rd	4th	Total	Finish	Money
1986	81	66			147	CUT	0.00
1987	80	72			152	CUT	0.00
1989	72	73			145	CUT	0.00
1991	73	70	75	69	287	T53	2,315.00
1993	74	70	71	77	292	T44	2,890.00
1994	71	77			148	CUT	0.00
1999	75	74			149	CUT	0.00
2000	76	71			147	CUT	0.00
TOTAL							\$5,205.00

Dolan, Jay (73.33)

Year	1st	2nd	3rd	4th	Total	Finish	Money
1967	73	72	75		220	W/D	0.00
TOTAL							\$0.00

Donald, Luke (70.35)

Year	1st	2nd	3rd	4th	Total	Finish	Money
2002	73	68	70	75	286	T55	7,910.00
2003	71	71	71	70	283	T36	22,535.71
2004	67	66	70	72	275	7	175,875.00
2006	72	65	71	70	278	T5	201,968.75
2007	68	75			143	CUT	0.00
2009	73	69	73	70	285	T31	39,900.00
2010	70	72	68	68	278	T15	116,250.00
2011	70	66	66		202	T18	100,800.00
2012	68	74	69	70	281	T10	160,888.89
2013	67	72	72	72	283	T41	32,000.00
2014	71	74			145	CUT	0.00
2015	73	68	65	71	277	T24	66,825.00
2016	69	71	72	75	287	T53	19,404.28
2017	71	71	72	71	285	T49	21,595.00
TOTAL							\$965,952.63

Donald, Mike (72.33)

Year	1st	2nd	3rd	4th	Total	Finish	Money
1981	73	74			147	CUT	0.00
1982	73	74			147	CUT	0.00
1983	71	73	74	75	293	T68	895.50
1984	69	71	71	70	281	T21	5,400.00
1985	70	67	72	78	287	T36	2,304.00
1986	70	72	72	71	285	T25	4,387.50
1987	69	70	72	67	278	T4	24,800.00
1988	78	74			152	CUT	0.00
1989	75	72			147	CUT	0.00
1990	70	68	74	73	285	T50	2,348.89
1991	78	71			149	CUT	0.00
1992	71	74	73	73	291	T62	2,140.00
1993	75	69	71	77	292	T44	2,890.00
1994	76	71			147	CUT	0.00
1995	73	73			146	CUT	0.00
TOTAL							\$45,165.89

Donald, Robert (75.50)

Year	1st	2nd	3rd	4th	Total	Finish	Money
1979	75	76			151	CUT	0.00
TOTAL							\$0.00

Doss, Jackie (75.00)

Year	1st	2nd	3rd	4th	Total	Finish	Money
1967	76	74			150	CUT	0.00
TOTAL							\$0.00

Dougherty, Ed (72.97)

Year	1st	2nd	3rd	4th	Total	Finish	Money
1975	70	70	72	69	281	T18	3,250.00
1976	74	73			147	CUT	0.00
1979	76	68	71	70	285	T23	3,371.43
1980	73	76			149	CUT	0.00
1981	72	73	74	82	301	T71	788.00
1987	71	70	71	72	284	T21	5,802.86
1988	77	72			149	CUT	0.00
1990	71	73			144	CUT	0.00
1991	74	69	69	70	282	T23	8,225.00
1992	78	76			154	CUT	0.00
1994	74	72			146	CUT	0.00
1995	80	77			157	CUT	0.00
1997	77	71			148	CUT	0.00
TOTAL							\$21,437.29

Douglass, Bruce (71.50)

Year	1st	2nd	3rd	4th	Total	Finish	Money
1981	68	71	72	73	284	T22	3,840.00
1982	71	70	70	71	282	T47	995.20
1984	74	68	73	77	292	T63	1,065.00
TOTAL							\$5,900.20

Individual Player Records

Douglass, Dale (72.00)

Year	1st	2nd	3rd	4th	Total	Finish	Money
1967	72	74			146	CUT	0.00
1968	70	65	73	69	277	T8	7,083.33
1969	78	74			152	CUT	0.00
1970	69	74	75	70	288	T64	312.50
1971	72	70	73	71	286	T44	705.00
1972	70	74	76	77	297	T2	416.66
1973	71	69	71	74	285	T49	615.00
1974	67	66	72	71	276	T7	7,687.50
1975	70	74	71	70	285	T36	1,076.33
1976	72	74			146	CUT	0.00
1977	75	77			152	CUT	0.00
1978	69	70	75	71	285	T44	930.00
1979	72	74	73	74	293	T64	824.00
TOTAL							\$19,650.32

Dowdall, John (72.20)

Year	1st	2nd	3rd	4th	Total	Finish	Money
1990	68	74	68	71	281	T24	7,566.66
1993	76	78			154	CUT	0.00
1997	76	68	73	70	287	T43	4,567.50
TOTAL							\$12,134.16

Downey, Mike (77.50)

Year	1st	2nd	3rd	4th	Total	Finish	Money
1994	84	75			159	CUT	0.00
1999	71	80			151	CUT	0.00
TOTAL							\$0.00

Doyle, Allen (71.75)

Year	1st	2nd	3rd	4th	Total	Finish	Money
1997	71	69	73	74	287	T43	4,567.50
TOTAL							\$4,567.50

Doyle, Clint (0.00)

Year	1st	2nd	3rd	4th	Total	Finish	Money
TOTAL							\$0.00

Driscoll, James (73.56)

Year	1st	2nd	3rd	4th	Total	Finish	Money
2005	77	71			148	CUT	0.00
2006	71	75			146	CUT	0.00
2008	74	73			147	CUT	0.00
2009	74	76			150	CUT	0.00
2011	73	70			143	CUT	0.00
2012	73	70	75	77	295	T5	15,200.00
2013	79	69			148	CUT	0.00
TOTAL							\$15,200.00

Dufner, Jason (70.83)

Year	1st	2nd	3rd	4th	Total	Finish	Money
2004	73	70			143	CUT	0.00
2007	73	69	68	69	279	T25	49,035.00
2009	73	77			150	CUT	0.00
2010	74	75			149	CUT	0.00
2011	71	69			140	CUT	0.00
2013	71	70	71	70	282	T37	36,800.00
2015	66	68	69	75	278	T30	46,933.33
2016	73	68	69	73	283	T22	72,722.22
2017	69	69	68	72	278	T20	98,350.00
2018	72	71			143	CUT	0.00
TOTAL							\$303,840.55

Duke, Ken (71.38)

Year	1st	2nd	3rd	4th	Total	Finish	Money
2004	72	71			143	CUT	0.00
2007	74	74			148	CUT	0.00
2008	72	71	67	69	279	T12	129,000.00
2012	72	72			144	CUT	0.00
2013	72	72			144	CUT	0.00
2015	71	70	68	75	284	T62	17,572.50
TOTAL							\$146,572.50

Dunakey, Doug (72.88)

Year	1st	2nd	3rd	4th	Total	Finish	Money
1999	72	73	69	72	286	T46	6,587.50
2000	76	71			147	CUT	0.00
2001	78	72			150	CUT	0.00
TOTAL							\$6,587.50

Dunaway, Skip (76.00)

Year	1st	2nd	3rd	4th	Total	Finish	Money
1981	77	75			152	CUT	0.00
1982	74	78			152	CUT	0.00
TOTAL							\$0.00

Duncan, Tyler (69.70)

Year	1st	2nd	3rd	4th	Total	Finish	Money
2018	74	75			149	CUT	0.00
2020	69	69	69	67	274	T29	55,860.00
2022	70	63	67	74	274	T31	78,886.36
TOTAL							\$134,746.36

Dunlap, Scott (72.06)

Year	1st	2nd	3rd	4th	Total	Finish	Money
1996	70	76			146	CUT	0.00
1997	69	73	74	70	286	T38	6,450.00
1999	69	72	71	71	283	T28	16,267.86
2000	71	67	73	76	287	T33	14,866.66
2001	72	73			145	CUT	0.00
2002	73	77			150	CUT	0.00
TOTAL							\$37,584.52

Dunn, Bill (72.50)

Year	1st	2nd	3rd	4th	Total	Finish	Money
1968	72	73			145	CUT	0.00
TOTAL							\$0.00

Durant, Joe (73.14)

Year	1st	2nd	3rd	4th	Total	Finish	Money
1997	72	75			147	CUT	0.00
1998	74	71	72		217	T63	3,780.00
1999	74	72			146	CUT	0.00
2000	72	72	72	72	288	T42	9,420.00
2001	76	74			150	CUT	0.00
2003	74	67	76	75	292	T71	9,850.00
2005	78	73			151	CUT	0.00
2006	73	70	77	74	294	T70	11,270.00
2007	71	69	72	72	284	T60	15,120.00
2008	75	77			152	CUT	0.00
TOTAL							\$49,440.00

Duval, David (71.26)

Year	1st	2nd	3rd	4th	Total	Finish	Money
1995	69	75	67	70	281	T8	33,600.00
1996	75	73			148	CUT	0.00
1997	75	68	69	72	284	T27	10,425.00
1999	70	75	68	67	280	T10	51,875.00
2000	70	67	70	69	276	T2	324,000.00
2001	71	73	68	70	282	T26	25,375.00
2002	72	73			145	CUT	0.00
2003	72	72			144	CUT	0.00
2005	74	77			151	CUT	0.00
2006	72	73			145	CUT	0.00
2010	68	72	72	75	287	T64	15,675.00
TOTAL							\$460,950.00

Dzierzanowski, Ray (80.00)

Year	1st	2nd	3rd	4th	Total	Finish	Money
1973	80	80			160	CUT	0.00
TOTAL							\$0.00

Eaks, R.W. (75.00)

Year	1st	2nd	3rd	4th	Total	Finish	Money
1981	77	74			151	CUT	0.00
1998	74				74	W/D	0.00
TOTAL							\$0.00

Earle, Cliff (78.50)

Year	1st	2nd	3rd	4th	Total	Finish	Money
1993	75	82			157	CUT	0.00
TOTAL							\$0.00

Individual Player Records

Eastwood, Bob (71.77)

Year	1st	2nd	3rd	4th	Total	Finish	Money
1972	72	73	74	73	292	T63	416.67
1973	71	68	75	73	287	T60	493.50
1976	73	68	73	74	288	T75	0.00
1977	70	71	69	75	285	T30	1,863.00
1978	72	66	73	70	281	T23	2,480.00
1979	69	74	71	70	284	T17	5,413.33
1980	72	70	73	70	285	T34	2,064.00
1981	72	72	72	77	293	T62	860.00
1982	71	66	71	75	283	T57	880.00
1983	78	75			153	CUT	0.00
1988	69	72	72	67	280	T6	22,662.50
1989	73	71			144	CUT	0.00
1990	72	72			144	CUT	0.00
1991	73	73			146	CUT	0.00
					TOTAL		\$37,133.00

Edwards, Danny (72.63)

Year	1st	2nd	3rd	4th	Total	Finish	Money
1980	68	70	76	72	286	T39	1,520.00
1983	74	68	70	74	286	T25	3,435.00
1985	73	68	70	75	286	T30	3,037.67
1997	80	75			155	CUT	0.00
1998	77	72			149	CUT	0.00
					TOTAL		\$7,992.67

Edwards, David (72.17)

Year	1st	2nd	3rd	4th	Total	Finish	Money
1980	67	74	75	76	292	T2	784.00
1987	74	68	68	72	282	T14	10,800.00
1988	72	72	70	71	285	T25	5,460.00
1989	71	74			145	CUT	0.00
1990	77	74			151	CUT	0.00
1991	71	71	70	70	282	T23	8,225.00
1992	71	73	70	71	285	T34	5,160.00
1994	78	68			146	CUT	0.00
1996	74	73			147	CUT	0.00
1997	78	72			150	CUT	0.00
					TOTAL		\$30,429.00

Edwards, Joel (74.52)

Year	1st	2nd	3rd	4th	Total	Finish	Money
1989	70	68	78	81	297	T64	2,100.00
1990	73	74			147	CUT	0.00
1991	73	73			146	CUT	0.00
1992	79	73			152	CUT	0.00
1993	83				83	W/D	0.00
1994	77	75			152	CUT	0.00
1997	77	71			148	CUT	0.00
2001	74	75			149	CUT	0.00
2004	69	72	71	79	291	T76	9,712.50
					TOTAL		\$11,812.50

Egloff, Eric (75.50)

Year	1st	2nd	3rd	4th	Total	Finish	Money
2002	74	77			151	CUT	0.00
					TOTAL		\$0.00

Eichelberger, Dave (72.62)

Year	1st	2nd	3rd	4th	Total	Finish	Money
1967	72	73	69	74	288	T47	179.16
1968	75	71			146	CUT	0.00
1969	72	74			146	CUT	0.00
1970	72	71	66	75	284	T41	835.71
1971	70	79			149	CUT	0.00
1972	72	73	74	69	288	T49	460.01
1973	72	73			145	CUT	0.00
1974	73	71	71	67	282	T26	1,701.45
1975	75	70			145	CUT	0.00
1976	69	71	68	74	282	T40	1,080.00
1977	72	78			150	CUT	0.00
1978	70	71	66	71	278	T5	9,930.00
1979	73	67	75	75	290	T50	950.85
1980	78	71			149	CUT	0.00
1981	70	73	77	76	296	T66	824.00
1982	65	73	69	70	277	T19	4,514.29
1983	74	72	73	71	290	T50	1,077.00
1984	81	76			157	CUT	0.00
1985	71	79			150	CUT	0.00
1986	73	73			146	CUT	0.00
1987	69	72	73	75	289	T48	1,548.00
1988	75	77			152	CUT	0.00
1989	70	72	78	75	295	T63	2,140.00
1990	71	73			144	CUT	0.00
1992	79	77			156	CUT	0.00
					TOTAL		\$25,240.47

Elder, Brad (72.40)

Year	1st	2nd	3rd	4th	Total	Finish	Money
2001	73	67	78	72	290	T65	7,245.00
2002	68	74	71	73	286	T55	7,910.00
2003	76	72			148	CUT	0.00
					TOTAL		\$15,155.00

Elder, Lee (71.15)

Year	1st	2nd	3rd	4th	Total	Finish	Money
1968	73	67	73	72	285	T43	664.29
1969	74	72			146	CUT	0.00
1970	72	71	72	70	285	T48	414.29
1971	73	72	72	72	289	T58	333.34
1972	71	70	77	70	288	T49	460.00
1973	70	69	73	66	278	T16	3,750.00
1974	71	72	73	71	287	T52	562.43
1975	74	79			153	CUT	0.00
1976	74	69	70	69	282	T40	1,080.00
1977	69	70	71	71	281	T16	4,350.00
1978	71	68	68	67	274	T1	60,000.00
1979	75	73			148	CUT	0.00
1980	68	69	77	71	285	T34	2,064.00
1981	68	70	72	70	280	T6	12,520.00
1982	69	70	67	71	277	T19	4,514.28
1983	74	69	65	75	283	T10	9,975.00
1984	75	73			148	CUT	0.00
					TOTAL		\$100,687.63

Individual Player Records

Elkington, Steve (71.05)

Year	1st	2nd	3rd	4th	Total	Finish	Money
1987	73	76			149	CUT	0.00
1988	68	70	69	71	278	5	28,000.00
1989	75	72			147	CUT	0.00
1990	70	71	71	67	279	T14	16,500.00
1991	73	67	69	71	280	T14	18,000.00
1992	67	71	70	71	279	T9	25,000.00
1993	75	72	67	74	288	T26	7,400.00
1995	71	69	70	74	284	T18	14,100.00
1996	66	72	70	71	279	T2	79,200.00
1997	74	70	70	73	287	T43	4,567.50
1998	72	73	68		213	T32	9,340.00
1999	76	69	70	68	283	T28	16,267.86
2000	72	71			143	W/D	0.00
2001	70	68	72	69	279	T13	67,666.67
2002	67	71	71	74	283	T39	13,650.00
2003	69	69	77	72	287	T58	11,050.00
2005	74	71	74	72	291	T57	12,822.50
2006	71	69	72	72	284	T25	45,856.25
2007	70	73			143	CUT	0.00
2008	71	71	71	72	285	T55	15,680.00
2010	75	71			146	CUT	0.00
TOTAL							\$385,100.78

Elliott, John (73.83)

Year	1st	2nd	3rd	4th	Total	Finish	Money
1992	72	77			149	CUT	0.00
1993	77	77			154	CUT	0.00
1996	73	77			150	CUT	0.00
1999	73	68	72	74	287	T54	5,625.00
2005	74	72			146	CUT	0.00
TOTAL							\$5,625.00

Ellis, Danny (72.07)

Year	1st	2nd	3rd	4th	Total	Finish	Money
2001	72	72	68	72	284	T37	14,000.00
2002	73	69	77	77	296	83	6,090.00
2003	72	71			143	CUT	0.00
2004	75	66	75	70	286	T60	11,287.50
TOTAL							\$31,377.50

Ellis, Wes (73.00)

Year	1st	2nd	3rd	4th	Total	Finish	Money
1967	72	73	68	76	289	T59	0.00
1968	72	72	72	73	289	63	0.00
1969	76	72			148	CUT	0.00
1970	70	75			145	CUT	0.00
1971	70	75	75	74	294	T75	333.00
1972	70	74	74	69	287	T44	705.00
1973	79	75			154	CUT	0.00
TOTAL							\$1,038.00

Ellsworth, Ken (74.00)

Year	1st	2nd	3rd	4th	Total	Finish	Money
1970	74	74			148	CUT	0.00
TOTAL							\$0.00

Els, Ernie (69.54)

Year	1st	2nd	3rd	4th	Total	Finish	Money
1994	68	66	69	68	271	2	129,600.00
1995	68	69	75	68	280	T4	47,250.00
1996	65	66	69	71	271	1	216,000.00
1997	64	68	67	69	268	1	270,000.00
1999	69	70	70	73	282	T22	23,208.33
2000	70	69	68	72	279	T5	101,700.00
2002	68	69	72	74	283	T39	13,650.00
2003	68	71	68	69	276	T11	120,000.00
2004	68	69	72	70	279	T16	73,650.00
2007	65	71	68	68	272	T4	289,333.33
2008	71	73			144	CUT	0.00
2009	72	68	70	66	276	T2	495,000.00
2010	71	71	73	74	289	71	14,850.00
2011	68	69	67		204	T32	39,781.82
2012	68	72	72	75	287	T54	18,000.00
2013	73	74			147	CUT	0.00
2014	68	68	71	66	273	T5	292,000.00
TOTAL							\$2,144,023.48

Emmons, Billy (75.00)

Year	1st	2nd	3rd	4th	Total	Finish	Money
1971	75	75			150	CUT	0.00
TOTAL							\$0.00

Engler, Jr., John (76.00)

Year	1st	2nd	3rd	4th	Total	Finish	Money
2006	77	75			152	CUT	0.00
TOTAL							\$0.00

English, Harris (70.22)

Year	1st	2nd	3rd	4th	Total	Finish	Money
2012	70	69	71	73	283	T24	56,700.00
2013	72	71			143	CUT	0.00
2014	74	72			146	CUT	0.00
2015	74	68	66	70	278	T30	46,933.33
2016	74	67	74	73	288	T60	18,445.00
2017	71	74			145	CUT	0.00
2018	75	70			145	CUT	0.00
2020	64	66	66	69	265	2	1,035,500.00
2021	69	68	70	69	276	T31	48,925.00
2023	70	71	70	67	278	T52	46,400.00
TOTAL							\$1,252,903.33

Erickson, Bob (73.17)

Year	1st	2nd	3rd	4th	Total	Finish	Money
1970	78	71			149	CUT	0.00
1975	71	73	76	70	290	T60	468.67
TOTAL							\$468.67

Ernst, Derek (71.50)

Year	1st	2nd	3rd	4th	Total	Finish	Money
2013	73	70			143	CUT	0.00
TOTAL							\$0.00

Erskine, Randy (74.00)

Year	1st	2nd	3rd	4th	Total	Finish	Money
1974	74	74			148	CUT	0.00
1975	73	74			147	CUT	0.00
1977	75	74			149	CUT	0.00
TOTAL							\$0.00

Erwin, John (75.00)

Year	1st	2nd	3rd	4th	Total	Finish	Money
1974	79	71			150	CUT	0.00
TOTAL							\$0.00

Esposito, Emil (74.00)

Year	1st	2nd	3rd	4th	Total	Finish	Money
1967	75	73			148	CUT	0.00
TOTAL							\$0.00

Esposito, Frank (77.00)

Year	1st	2nd	3rd	4th	Total	Finish	Money
1989	73	77			150	CUT	0.00
1992	83	75			158	CUT	0.00
TOTAL							\$0.00

Individual Player Records

Estes, Bob (71.36)

Year	1st	2nd	3rd	4th	Total	Finish	Money
1989	72	68	68	80	288	T41	3,600.00
1990	69	74	75	73	291	T82	1,740.00
1991	73	73			146	CUT	0.00
1992	69	73	73	68	283	T26	7,550.00
1994	66	71	70	73	280	T16	17,400.00
1997	71	67	71	68	277	T6	50,250.00
1999	70	71	69	70	280	T10	51,875.00
2001	72	69	73	75	289	T63	7,455.00
2006	79	70			149	CUT	0.00
2007	70	72	71	72	285	T65	14,490.00
2009	73	74	70	70	287	T46	20,400.00
2010	74	71			145	CUT	0.00
2012	69	66	72	74	281	T10	160,888.89
2013	72	68	74	73	287	T58	17,680.00
TOTAL							\$353,328.89

Estes, James (73.00)

Year	1st	2nd	3rd	4th	Total	Finish	Money
1998	69	75	75		219	T72	3,474.00
TOTAL							\$3,474.00

Eubank, Tom (72.00)

Year	1st	2nd	3rd	4th	Total	Finish	Money
1990	75	69			144	CUT	0.00
TOTAL							\$0.00

Evans, Mike (74.50)

Year	1st	2nd	3rd	4th	Total	Finish	Money
1976	78	71			149	CUT	0.00
TOTAL							\$0.00

Evans, Tom (76.00)

Year	1st	2nd	3rd	4th	Total	Finish	Money
1973	70	80			150	CUT	0.00
1974	73	71	81	81	306	T73	0.00
TOTAL							\$0.00

Every, Matt (72.27)

Year	1st	2nd	3rd	4th	Total	Finish	Money
2012	75				75	W/D	0.00
2013	67	72	69	68	276	T9	208,000.00
2014	76	70			146	CUT	0.00
2015	76	79			155	CUT	0.00
2019	72	71			143	CUT	0.00
TOTAL							\$208,000.00

Ewing, Jack (74.75)

Year	1st	2nd	3rd	4th	Total	Finish	Money
1974	74	78			152	CUT	0.00
1976	73	74			147	CUT	0.00
TOTAL							\$0.00

Fabel, Brad (72.09)

Year	1st	2nd	3rd	4th	Total	Finish	Money
1985	79	74			153	CUT	0.00
1986	71	75			146	CUT	0.00
1988	74	70	74	71	289	T48	1,806.00
1991	72	73			145	CUT	0.00
1992	70	74	68	70	282	T22	10,000.00
1993	72	74	73	72	291	T38	4,200.00
1996	72	70	73	71	286	T31	6,520.00
1997	69	67	74	68	278	T9	42,000.00
1999	73	71	71	74	289	T66	5,100.00
2000	76	72			148	CUT	0.00
TOTAL							\$69,626.00

Faldo, Nick (71.72)

Year	1st	2nd	3rd	4th	Total	Finish	Money
1984	74	76			150	CUT	0.00
1988	74	71	75	71	291	T54	1,589.00
1991	72	69	73	72	286	T50	2,460.00
1995	70	70	68	72	280	T4	47,250.00
1996	71	71	73	72	287	T40	4,920.00
1998	74	70	71		215	T47	4,623.43
2001	73	68	70	73	284	T37	14,000.00
TOTAL							\$74,842.43

Fanning, Elwin (76.00)

Year	1st	2nd	3rd	4th	Total	Finish	Money
1973	78	74			152	CUT	0.00
TOTAL							\$0.00

Farlow, Sam (77.00)

Year	1st	2nd	3rd	4th	Total	Finish	Money
1974	77				77	W/D	0.00
TOTAL							\$0.00

Farrell, Billy (75.60)

Year	1st	2nd	3rd	4th	Total	Finish	Money
1967	73	73			146	CUT	0.00
1968	73	76			149	CUT	0.00
1969	77	79			156	CUT	0.00
1970	79	75			154	CUT	0.00
1971	75	76			151	CUT	0.00
TOTAL							\$0.00

Fasth, Niclas (72.80)

Year	1st	2nd	3rd	4th	Total	Finish	Money
1998	77				77	W/D	0.00
2004	69	71	75	72	287	T66	10,815.00
TOTAL							\$10,815.00

Fathauer, Derek (72.50)

Year	1st	2nd	3rd	4th	Total	Finish	Money
2016	69	73	73	69	284	T31	45,220.00
2017	75	76			151	CUT	0.00
TOTAL							\$45,220.00

Fauchier, Ryan (77.50)

Year	1st	2nd	3rd	4th	Total	Finish	Money
2003	78	77			155	CUT	0.00
TOTAL							\$0.00

Faxon, Brad (70.79)

Year	1st	2nd	3rd	4th	Total	Finish	Money
1984	74	74			148	CUT	0.00
1985	78	73			151	CUT	0.00
1986	71	70	71	70	282	T12	12,150.00
1987	73	75			148	CUT	0.00
1988	69	72	73	75	289	T48	1,806.00
1989	71	72	72	72	287	T36	4,710.00
1990	71	70	72	71	284	T43	3,120.00
1991	73	70	72	68	283	T31	5,671.43
1992	69	72	69	75	285	T34	5,160.00
1993	69	77	71	68	285	T13	19,333.34
1994	70	68	70	66	274	T3	69,600.00
1995	72	68	70	76	286	T29	7,465.71
1996	70	72	67	71	280	T6	40,200.00
1997	66	74	70	69	279	T11	37,500.00
1998	72	69	69		210	T12	35,280.00
2000	71	73	77	72	293	T68	6,060.00
2001	69	72	66	67	274	T6	121,625.00
2002	69	71	70	69	279	T12	66,500.00
2003	69	67	74	65	275	T8	145,000.00
2004	68	73	67	72	280	T23	46,725.00
2005	72	68	66	73	279	T3	299,000.00
2006	70	72	73	68	283	T18	69,985.72
TOTAL							\$996,892.20

Feather, Randy (76.50)

Year	1st	2nd	3rd	4th	Total	Finish	Money
1975	76	77			153	CUT	0.00
TOTAL							\$0.00

Feherty, David (73.00)

Year	1st	2nd	3rd	4th	Total	Finish	Money
1994	74	70	75	76	295	T70	2,400.00
1995	74	71	70	74	289	T48	3,204.00
TOTAL							\$5,604.00

Individual Player Records

Fehr, Rick (72.21)

Year	1st	2nd	3rd	4th	Total	Finish	Money
1985	73	69	71	71	284	T20	5,620.00
1986	72	74			146	CUT	0.00
1990	71	70	71	67	279	T14	16,500.00
1991	75	76			151	CUT	0.00
1995	73	73			146	CUT	0.00
1999	76	69	70	72	287	T54	5,625.00
2000	75	69	75	72	291	T57	6,600.00
2001	76	73			149	CUT	0.00
TOTAL							\$34,345.00

Felder, Joe (82.00)

Year	1st	2nd	3rd	4th	Total	Finish	Money
1995	81	83			164	CUT	0.00
TOTAL							\$0.00

Feminelli, Al (76.00)

Year	1st	2nd	3rd	4th	Total	Finish	Money
1968	78	74			152	CUT	0.00
TOTAL							\$0.00

Fennell, Earl (79.00)

Year	1st	2nd	3rd	4th	Total	Finish	Money
1970	79				79	W/D	0.00
TOTAL							\$0.00

Ferenz, Jack (74.13)

Year	1st	2nd	3rd	4th	Total	Finish	Money
1979	76	77			153	CUT	0.00
1981	79	73			152	CUT	0.00
1990	69	72	71	76	288	T73	1,920.00
TOTAL							\$1,920.00

Fergus, Keith (72.48)

Year	1st	2nd	3rd	4th	Total	Finish	Money
1978	77	70			147	CUT	0.00
1980	70	69	75	76	290	T66	824.00
1981	70	74	72	72	288	T36	1,925.00
1983	70	73	77	70	290	T50	1,077.00
1984	75	72			147	CUT	0.00
1996	77	70			147	CUT	0.00
1997	73	73			146	CUT	0.00
1998	68	73	71		212	T24	13,927.50
TOTAL							\$17,753.50

Ferguson, Ben (72.50)

Year	1st	2nd	3rd	4th	Total	Finish	Money
2001	75	70			145	CUT	0.00
TOTAL							\$0.00

Fernandez-Castaño, Gonzalo (69.25)

Year	1st	2nd	3rd	4th	Total	Finish	Money
2014	70	69	68	70	277	T15	132,000.00
TOTAL							\$132,000.00

Ferranti, Phil (78.50)

Year	1st	2nd	3rd	4th	Total	Finish	Money
1977	81	76			157	CUT	0.00
TOTAL							\$0.00

Ferree, Jim (74.50)

Year	1st	2nd	3rd	4th	Total	Finish	Money
1967	75	74			149	CUT	0.00
TOTAL							\$0.00

Ferrell, Gene (72.25)

Year	1st	2nd	3rd	4th	Total	Finish	Money
1971	74	68	75	72	289	T58	333.00
TOTAL							\$333.00

Ferriell, James (76.00)

Year	1st	2nd	3rd	4th	Total	Finish	Money
1974	76	76			152	CUT	0.00
TOTAL							\$0.00

Ferrier, Jim (74.36)

Year	1st	2nd	3rd	4th	Total	Finish	Money
1967	76				76	W/D	0.00
1968	73	76			149	CUT	0.00
1969	77	69			146	CUT	0.00
1971	76	71			147	CUT	0.00
1972	74	80			154	CUT	0.00
1973	74	72			146	CUT	0.00
TOTAL							\$0.00

Fetchick, Mike (74.40)

Year	1st	2nd	3rd	4th	Total	Finish	Money
1968	72	72	75	75	294	74	0.00
1969	72	73	79	77	301	71	476.19
1971	71	78			149	CUT	0.00
TOTAL							\$476.19

Fezler, Forrest (72.29)

Year	1st	2nd	3rd	4th	Total	Finish	Money
1973	72	75			147	CUT	0.00
1975	71	76			147	CUT	0.00
1976	72	69	76		217	W/D	0.00
1977	70	67			137	W/D	0.00
1978	74	71			145	CUT	0.00
1979	73	74			147	CUT	0.00
1980	72	71	74	72	289	T60	860.00
1981	76	70	71	72	289	T40	1,365.60
TOTAL							\$2,225.60

Finau, Tony (68.97)

Year	1st	2nd	3rd	4th	Total	Finish	Money
2015	65	69	71	70	275	T16	127,875.00
2016	72	70	67	71	280	12	195,500.00
2017	72	68	69	77	286	T54	19,687.50
2018	69	67	66	68	270	2	972,000.00
2019	65	73	70	70	278	T30	53,765.62
2020	72	69			141	CUT	0.00
2021	67	64	68	65	264	1	1,710,000.00
2022	64	68	69	68	269	T5	480,000.00
2023	67	73	69	73	282	64	42,400.00
TOTAL							\$3,601,228.12

Finsterwald, Dow (72.00)

Year	1st	2nd	3rd	4th	Total	Finish	Money
1969	72	72	73	71	288	T48	520.48
TOTAL							\$520.48

Fiori, Ed (73.04)

Year	1st	2nd	3rd	4th	Total	Finish	Money
1979	76	71			147	CUT	0.00
1980	72	75			147	CUT	0.00
1981	74	67	71	71	283	T16	5,800.00
1982	76	74			150	CUT	0.00
1983	72	69	74	75	290	T50	1,077.00
1984	65	73	72	73	283	T31	2,965.20
1985	74	69	75	76	294	T64	1,055.00
1986	68	71	72	77	288	T41	2,100.00
1989	74	71			145	CUT	0.00
1990	73	72			145	CUT	0.00
1991	71	73			144	CUT	0.00
1992	72	72	75	74	293	69	2,020.00
1993	76	73			149	CUT	0.00
1995	75	80			155	W/D	0.00
1996	73	72	72	69	286	T31	6,520.00
1997	82	69			151	CUT	0.00
2000	77	79			156	CUT	0.00
TOTAL							\$21,537.20

Fischer, Todd (72.33)

Year	1st	2nd	3rd	4th	Total	Finish	Money
2003	75	72			147	CUT	0.00
2004	69	71	70	75	285	T55	11,865.00
2005	74	70	68	78	290	T51	13,531.66
2006	72	74			146	CUT	0.00
TOTAL							\$25,396.66

Individual Player Records

Fitzpatrick, Matt (69.92)

Year	1st	2nd	3rd	4th	Total	Finish	Money
2020	77	66			143	CUT	0.00
2021	73	70			143	CUT	0.00
2022	68	66	67	68	269	T5	480,000.00
2023	73	68	71	72	284	T66	40,800.00
TOTAL							\$520,800.00

Fitzsimons, Pat (73.08)

Year	1st	2nd	3rd	4th	Total	Finish	Money
1975	67	70	66	73	276	5	10,250.00
1976	77	67			144	CUT	0.00
1978	76	77			153	CUT	0.00
1980	74	71			145	CUT	0.00
1990	76	83			159	W/D	0.00
TOTAL							\$10,250.00

Flannery, John (72.00)

Year	1st	2nd	3rd	4th	Total	Finish	Money
1993	73	72	77	72	294	T55	2,260.00
1994	72	68	70	72	282	T27	7,494.54
TOTAL							\$9,754.54

Fleck, Jack (73.50)

Year	1st	2nd	3rd	4th	Total	Finish	Money
1967	74	69	74	77	294	T70	0.00
TOTAL							\$0.00

Fleckman, Marty (72.94)

Year	1st	2nd	3rd	4th	Total	Finish	Money
1968	74	70	80	68	292	T68	0.00
1969	69	85			153	CUT	0.00
1971	71	71	72	71	285	T36	1,143.75
1972	78				78	W/D	0.00
1974	70	73	70	71	284	T41	975.00
1976	71	76			147	CUT	0.00
TOTAL							\$2,118.75

Fleetwood, Tommy (68.63)

Year	1st	2nd	3rd	4th	Total	Finish	Money
2018	67	68	73	68	276	T20	101,160.00
2019	69	72	69	70	280	T43	27,565.00
2020	66	69	71	70	276	T44	30,001.00
2023	66	66	66	68	266	T3	1,160,000.00
TOTAL							\$1,318,726.00

Fleisher, Bruce (72.29)

Year	1st	2nd	3rd	4th	Total	Finish	Money
1973	75	72			147	CUT	0.00
1974	74	69	74	71	288	T59	493.75
1976	73	74			147	CUT	0.00
1983	70	68	76	71	285	T21	4,860.00
1984	72	72	75	74	293	T65	1,040.00
1990	71	75			146	CUT	0.00
1992	73	72	75	69	289	T58	2,220.00
1993	73	72	70	77	292	T44	2,890.00
1994	72	73			145	CUT	0.00
1995	68	71	69	73	281	T8	33,600.00
1996	81	77			158	CUT	0.00
1997	74	67	74	73	288	T51	3,610.00
1998	68	68	69		205	4	86,400.00
TOTAL							\$135,113.75

Fleming, Barry (77.00)

Year	1st	2nd	3rd	4th	Total	Finish	Money
1979	76	78			154	CUT	0.00
TOTAL							\$0.00

Flesch, Steve (71.34)

Year	1st	2nd	3rd	4th	Total	Finish	Money
1999	72	69	66	73	280	T10	51,875.00
2000	70	71	73	74	288	T42	9,420.00
2001	71	73	70	74	288	T56	7,770.00
2002	73	70	71	72	286	T55	7,910.00
2003	69	68	71	74	282	T34	27,625.00
2006	72	68	79	78	297	T81	10,177.50
2007	65	72	67	71	275	T12	154,000.00
2008	72	72			144	CUT	0.00
2009	72				72	DQ	0.00
2011	71				71	W/D	0.00
TOTAL							\$268,777.50

Flores, Martin (71.62)

Year	1st	2nd	3rd	4th	Total	Finish	Money
2012	71	73			144	CUT	0.00
2013	71	69	77	69	286	T54	18,320.00
2014	73	70	76		219	79	14,560.00
2017	67	73	69	73	282	T34	44,187.50
TOTAL							\$77,067.50

Floyd, Raymond (70.66)

Year	1st	2nd	3rd	4th	Total	Finish	Money
1967	73	68	67	72	280	T12	4,937.50
1968	74	70	70	68	282	T23	2,034.72
1969	70	73	68	72	283	T14	3,277.27
1970	68	73	68	68	277	T4	11,000.00
1971	68	73	66	74	281	T11	4,468.75
1972	73	69	71	75	288	T49	460.00
1973	68	74	70	71	283	T39	1,025.00
1975	78	73			151	CUT	0.00
1976	73	78			151	CUT	0.00
1979	74	77			151	CUT	0.00
1980	69	70	72	71	282	T20	4,035.00
1981	70	68	68	69	275	1	72,000.00
1982	69	71	66	69	275	T11	8,200.00
1983	73	69	75	67	284	T16	6,750.00
1984	72	75			147	CUT	0.00
1985	69	72	69	65	275	T2	44,000.00
1986	68	67	70	77	282	T12	12,150.00
1988	76	72			148	CUT	0.00
1990	70	73	65	68	276	T7	30,125.00
1991	69	68	69	72	278	T8	30,000.00
1992	72	69	69	70	280	T14	16,500.00
TOTAL							\$250,963.24

Ford, Doug (73.75)

Year	1st	2nd	3rd	4th	Total	Finish	Money
1967	69	71	75	73	288	T47	179.17
1968	72	72	74	69	287	T55	0.00
1969	77	75			152	CUT	0.00
1970	69	76			145	CUT	0.00
1971	74	75			149	CUT	0.00
1972	73	72	76	73	294	T67	416.66
1973	70	75			145	CUT	0.00
1974	70	73	70	74	287	T52	562.42
1975	74	75			149	CUT	0.00
1976	76	73			149	CUT	0.00
1977	82	81			163	CUT	0.00
1978	75	72			147	CUT	0.00
1979	78	73			151	CUT	0.00
1980	73	76			149	CUT	0.00
TOTAL							\$1,158.25

Ford, Mike (75.00)

Year	1st	2nd	3rd	4th	Total	Finish	Money
1982	75	75			150	CUT	0.00
TOTAL							\$0.00

Ford, Scott (73.50)

Year	1st	2nd	3rd	4th	Total	Finish	Money
1995	70	77			147	CUT	0.00
TOTAL							\$0.00

Individual Player Records

Forsman, Dan (73.46)

Year	1st	2nd	3rd	4th	Total	Finish	Money
1983	75	77			152	CUT	0.00
1984	75	71			146	CUT	0.00
1985	71	70	74	76	291	T53	1,157.50
1987	75	77			152	CUT	0.00
1988	72	71	79	75	297	T73	1,351.00
1989	70	73	72	76	291	T54	2,290.00
1996	73	75			148	CUT	0.00
1997	71	76			147	CUT	0.00
2001	75	76			151	CUT	0.00
2004	70	71	69	72	282	T32	26,670.00
TOTAL							\$31,468.50

Fought, John (75.60)

Year	1st	2nd	3rd	4th	Total	Finish	Money
1979	73	77			150	CUT	0.00
1980	71	73			144	CUT	0.00
1983	74	74			148	CUT	0.00
1985	73	81			154	CUT	0.00
1987	82	78			160	CUT	0.00
TOTAL							\$0.00

Fowler, Peter (74.50)

Year	1st	2nd	3rd	4th	Total	Finish	Money
1984	73	76			149	CUT	0.00
TOTAL							\$0.00

Fowler, Rickie (69.77)

Year	1st	2nd	3rd	4th	Total	Finish	Money
2010	71	70	67	74	282	T36	30,784.09
2011	71	67	68		206	T52	18,560.00
2012	67	70	75	71	283	T24	56,700.00
2013	71	64	71	70	276	T9	208,000.00
2014	68	73	67	67	275	T9	208,000.00
2015	68	75			143	CUT	0.00
2016	67	69	68	74	278	T7	264,916.66
2017	68	66	74	70	278	T20	98,350.00
2019	69	73			142	CUT	0.00
2020	67	70	71	69	277	T49	23,169.45
2022	65	71	72	73	281	T64	32,250.00
2023	70	74	67	68	279	T58	44,400.00
TOTAL							\$985,130.20

Foxx, Jeff (73.88)

Year	1st	2nd	3rd	4th	Total	Finish	Money
1982	72	70			142	CUT	0.00
1985	78	73			151	CUT	0.00
1986	76	71			147	CUT	0.00
1987	75	76			151	CUT	0.00
TOTAL							\$0.00

Franco, Angel (75.50)

Year	1st	2nd	3rd	4th	Total	Finish	Money
1993	77	74			151	CUT	0.00
TOTAL							\$0.00

Franco, Carlos (72.67)

Year	1st	2nd	3rd	4th	Total	Finish	Money
2002	71	74			145	CUT	0.00
2003	74	71			145	CUT	0.00
2004	68	69	74	75	286	T60	11,287.50
2006	72	71	77	76	296	T77	10,522.50
TOTAL							\$21,810.00

Frank, Gene (72.75)

Year	1st	2nd	3rd	4th	Total	Finish	Money
1976	75	68	75	73	291	80	0.00
TOTAL							\$0.00

Frankel, Arnold (78.50)

Year	1st	2nd	3rd	4th	Total	Finish	Money
1973	81	76			157	CUT	0.00
TOTAL							\$0.00

Fraser, Howell (73.50)

Year	1st	2nd	3rd	4th	Total	Finish	Money
1967	74	73			147	CUT	0.00
1968	71	74			145	CUT	0.00
1969	74	71	72	78	295	68	476.19
1970	75	73			148	CUT	0.00
TOTAL							\$476.19

Frazar, Harrison (72.36)

Year	1st	2nd	3rd	4th	Total	Finish	Money
1998	75	75			150	CUT	0.00
1999	73	70	68	75	286	T46	6,587.50
2001	71	67	72	72	282	T26	25,375.00
2002	73	75			148	CUT	0.00
2005	77	72			149	CUT	0.00
2007	75	75			150	CUT	0.00
2009	73	71	72	72	288	T52	17,400.00
2011	64	69	74		207	T58	17,520.00
2012	75	74			149	CUT	0.00
TOTAL							\$66,882.50

Freeman, Robin (73.04)

Year	1st	2nd	3rd	4th	Total	Finish	Money
1989	74	75			149	CUT	0.00
1992	73	78			151	CUT	0.00
1993	72	74	71	75	292	T44	2,890.00
1994	69	69	69	70	277	T8	32,400.00
1995	76	75			151	CUT	0.00
1996	73	75			148	CUT	0.00
1997	70	67	74	73	284	T27	10,425.00
1999	78	72			150	CUT	0.00
2000	68	70	78	73	289	T51	7,220.00
2001	78	76			154	CUT	0.00
TOTAL							\$52,935.00

Friebert, Steve (77.00)

Year	1st	2nd	3rd	4th	Total	Finish	Money
1972	76	78			154	CUT	0.00
TOTAL							\$0.00

Friend, Bob (71.54)

Year	1st	2nd	3rd	4th	Total	Finish	Money
1992	72	73	70	70	285	T34	5,160.00
1998	72	70	71		213	T32	9,340.00
1999	72	75			147	CUT	0.00
2000	72	71	71	71	285	T24	24,900.00
TOTAL							\$39,400.00

Frittelli, Dylan (69.64)

Year	1st	2nd	3rd	4th	Total	Finish	Money
2019	69	67	75	69	280	T43	27,565.00
2020	69	75			144	CUT	0.00
2021	70	71	71	67	279	T56	21,470.00
2022	66	70	66	70	272	T20	152,812.50
TOTAL							\$201,847.50

Individual Player Records

Frost, David (71.02)

Year	1st	2nd	3rd	4th	Total	Finish	Money
1985	71	71	75	70	287	T36	2,304.00
1986	73	68	75	69	285	T25	4,387.50
1988	71	68	69	68	276	T2	52,266.67
1989	70	67	75	75	287	T36	4,710.00
1990	74	69	74	70	287	T68	2,000.00
1991	75	69			144	CUT	0.00
1992	67	68	67	66	268	1	180,000.00
1993	70	72	73	66	281	T3	58,000.00
1994	67	77	71	67	282	T27	7,494.55
1995	71	73	75	71	290	T50	2,894.40
1996	67	69	74	70	280	T6	40,200.00
1997	78	67	66	70	281	T12	29,400.00
1999	74	73			147	CUT	0.00
2000	76	71			147	CUT	0.00
2001	70	71	72	70	283	T32	19,810.00
2002	69	72	71	76	288	T64	7,210.00
2003	71	76			147	CUT	0.00
2004	66	72	70	77	285	T55	11,865.00
TOTAL							\$422,542.12

Fryatt, Edward (71.70)

Year	1st	2nd	3rd	4th	Total	Finish	Money
2000	72	72	69	74	287	T33	14,866.67
2001	70	71	74	70	285	T47	9,613.33
2002	71	74			145	CUT	0.00
TOTAL							\$24,480.00

Fulke, Pierre (74.50)

Year	1st	2nd	3rd	4th	Total	Finish	Money
2001	77	72			149	CUT	0.00
TOTAL							\$0.00

Funk, Fred (70.90)

Year	1st	2nd	3rd	4th	Total	Finish	Money
1989	69	76			145	CUT	0.00
1990	67	74	70	76	287	T68	2,000.00
1992	69	67	71	70	277	T3	52,000.00
1993	69	75	71	69	284	T10	25,000.00
1994	69	70	69	74	282	T27	7,494.54
1995	71	68	71	70	280	T4	47,250.00
1996	72	70	67	71	280	T6	40,200.00
1997	69	70	75	75	289	T54	3,360.00
1998	74				74	W/D	0.00
1999	72	67	70	72	281	T18	33,750.00
2000	73	70	73	75	291	T57	6,600.00
2001	70	75			145	CUT	0.00
2002	69	73	71	68	281	T25	25,593.75
2003	71	70	64	69	274	T4	196,875.00
2004	70	72			142	CUT	0.00
2005	69	73	74	71	287	T32	30,475.00
2006	72	67	71	76	286	T36	26,497.91
2007	71	69	73	69	282	T48	17,593.34
TOTAL							\$514,689.54

Funseth, Rod (72.05)

Year	1st	2nd	3rd	4th	Total	Finish	Money
1967	76	73			149	CUT	0.00
1968	71	71	77		219	W/D	0.00
1969	74	71	74	68	287	T43	765.00
1971	68	74	73	68	283	T22	2,041.67
1972	73	71	72	71	287	T44	705.00
1973	68	76			144	CUT	0.00
1974	68	75	73	71	287	T52	562.43
1975	68	69	70	75	282	T21	2,257.14
1976	74	74			148	CUT	0.00
1977	73	76			149	CUT	0.00
1978	68	72	72	71	283	T35	1,511.25
1979	74	74			148	CUT	0.00
TOTAL							\$7,842.49

Furgol, Ed (76.15)

Year	1st	2nd	3rd	4th	Total	Finish	Money
1967	75	74			149	CUT	0.00
1968	81	76			157	CUT	0.00
1969	76	75			151	CUT	0.00
1970	74	73			147	CUT	0.00
1972	80				80	W/D	0.00
1973	73	72			145	CUT	0.00
1975	72	78			150	CUT	0.00
1976	78	75			153	CUT	0.00
1977	78	80			158	CUT	0.00
1978	76	76			152	CUT	0.00
1979	81				81	W/D	0.00
TOTAL							\$0.00

Furyk, Jim (70.13)

Year	1st	2nd	3rd	4th	Total	Finish	Money
1991	71	78			149	CUT	0.00
1994	70	77			147	CUT	0.00
1995	69	72	73	74	288	T40	4,320.00
1996	74	76			150	CUT	0.00
1997	67	68	69	70	274	T3	87,000.00
1998	70	63	68		201	2	194,400.00
1999	70	74	70	68	282	T22	23,208.34
2000	70	70	76	73	289	T51	7,220.00
2001	71	72	67	71	281	T19	39,500.00
2002	68	69	74	67	278	T9	94,500.00
2003	66	73	71	69	279	T22	45,071.43
2005	65	69	70	71	275	2	621,000.00
2007	70	69	71	69	279	T25	49,035.00
2008	70	71	68	70	279	T12	129,000.00
2009	69	73	70	69	281	T15	120,000.00
2011	71	66	69		206	T52	18,560.00
2012	71	73			144	CUT	0.00
2013	70	66	70	69	275	T6	268,000.00
2014	66	69	69	70	274	8	248,000.00
2015	68	69	69	67	273	T11	198,000.00
2016	70	71	71	73	285	T41	29,750.00
2019	72	66	69	74	281	T52	21,354.28
TOTAL							\$2,197,919.05

Gage, Bobby (73.00)

Year	1st	2nd	3rd	4th	Total	Finish	Money
1998	73	73	73		219	T72	3,474.00
TOTAL							\$3,474.00

Gainey, Tommy (71.00)

Year	1st	2nd	3rd	4th	Total	Finish	Money
2011	69	72			141	CUT	0.00
2012	70	70	73	72	285	T38	32,000.00
TOTAL							\$32,000.00

Gallagher, Jeff (73.33)

Year	1st	2nd	3rd	4th	Total	Finish	Money
1996	71	74	75	69	289	T53	2,714.67
1998	73	73	73		219	T72	3,474.00
1999	79	73			152	CUT	0.00
TOTAL							\$6,188.67

Gallagher, Jr., Jim (72.08)

Year	1st	2nd	3rd	4th	Total	Finish	Money
1984	80	72			152	CUT	0.00
1985	73	72	71	67	283	T12	8,937.50
1986	70	73	73	69	285	T25	4,387.50
1987	74	70	73	75	292	T64	1,254.00
1989	71	77			148	CUT	0.00
1990	69	68	70	67	274	T5	38,000.00
1991	69	71	74	71	285	T41	3,315.56
1993	78	81			159	CUT	0.00
1995	72	69	72	75	288	T40	4,320.00
1998	71	72	70		213	T32	9,340.00
1999	75	69	72	72	288	T62	5,325.00
TOTAL							\$74,879.56

Individual Player Records

Galletta, Mal (77.50)

Year	1st	2nd	3rd	4th	Total	Finish	Money
1977	81	74			155	CUT	0.00
TOTAL							\$0.00

Galloway, Bill (77.00)

Year	1st	2nd	3rd	4th	Total	Finish	Money
1978	75	79			154	CUT	0.00
TOTAL							\$0.00

Gamez, Robert (72.90)

Year	1st	2nd	3rd	4th	Total	Finish	Money
1991	70	73	68	71	282	T23	8,225.00
1993	81	74			155	CUT	0.00
2001	74	74			148	CUT	0.00
2006	71	73			144	CUT	0.00
TOTAL							\$8,225.00

Gangluff, Stephen (74.00)

Year	1st	2nd	3rd	4th	Total	Finish	Money
2002	77	71			148	CUT	0.00
TOTAL							\$0.00

Garcia, Sergio (69.75)

Year	1st	2nd	3rd	4th	Total	Finish	Money
2000	74	70	65	68	277	3	204,000.00
2001	68	67	66	67	268	1	630,000.00
2002	68	70	70	71	279	T12	66,500.00
2003	70	69	66	69	274	T4	196,875.00
2004	70	67	68	67	272	1	945,000.00
2005	72	71	73	70	286	T22	48,012.50
2006	73				73	W/D	0.00
2007	69	67	70	73	279	T25	49,035.00
2008	70	67	69	70	276	T2	616,000.00
2009	65	76	74	70	285	T31	39,900.00
2011	68	66	70		204	T32	39,781.81
2012	66	68	69	75	278	T3	464,000.00
2013	70	66	71	75	282	T37	36,800.00
2014	71	68	71	74	284	T57	17,840.00
2019	73	73			146	CUT	0.00
2021	75	68			143	CUT	0.00
TOTAL							\$3,353,744.31

Gardner, Buddy (72.24)

Year	1st	2nd	3rd	4th	Total	Finish	Money
1980	70	71	71	70	282	T20	4,035.00
1981	71	74	71	74	290	T50	945.00
1982	72	72			144	CUT	0.00
1983	74	72	70	72	288	T37	2,070.00
1984	72	74			146	CUT	0.00
1985	73	75			148	CUT	0.00
1986	72	76			148	CUT	0.00
1987	72	71	72	76	291	T58	1,314.00
1988	75	77			152	CUT	0.00
1989	72	73			145	CUT	0.00
1990	66	71		72	280	T20	11,650.00
1991	69	70	69	74	282	T23	8,225.00
1992	68	76	68	71	283	T26	7,550.00
1993	75	76			151	CUT	0.00
1995	75	70	77	71	293	T65	2,460.00
TOTAL							\$38,249.00

Garner, Tom (73.25)

Year	1st	2nd	3rd	4th	Total	Finish	Money
1987	71	76			147	CUT	0.00
1994	71	75			146	CUT	0.00
TOTAL							\$0.00

Garnett, Brice (72.70)

Year	1st	2nd	3rd	4th	Total	Finish	Money
2014	72	78			150	CUT	0.00
2018	75	72			147	CUT	0.00
2019	74	71			145	CUT	0.00
2020	74	68			142	CUT	0.00
2021	72	71			143	CUT	0.00
TOTAL							\$0.00

Garrett, Bill (75.00)

Year	1st	2nd	3rd	4th	Total	Finish	Money
1971	71	79			150	CUT	0.00
TOTAL							\$0.00

Garrigus, Robert (72.00)

Year	1st	2nd	3rd	4th	Total	Finish	Money
2006	74	68	77	74	293	T66	11,787.50
2007	70	70	68	66	274	T9	189,000.00
2009	75	75			150	CUT	0.00
2010	69	72	69	74	284	T52	17,587.50
2011	70	73			143	CUT	0.00
2012	73	68	77	74	292	T71	15,760.00
2013	72	71			143	CUT	0.00
2014	71	73			144	CUT	0.00
2016	77				77	W/D	0.00
2017	72	72			144	CUT	0.00
TOTAL							\$234,135.00

Gay, Brian (71.33)

Year	1st	2nd	3rd	4th	Total	Finish	Money
1999	74	73			147	CUT	0.00
2000	75	73			148	CUT	0.00
2001	71	71	71	71	284	T37	14,000.00
2002	68	70	72	71	281	T25	25,593.75
2003	74	73			147	CUT	0.00
2004	70	68	68	75	281	T28	36,487.50
2005	69	66	71	73	279	T3	299,000.00
2006	74	76			150	CUT	0.00
2007	65	73	72	71	281	T41	24,500.00
2008	73	72			145	CUT	0.00
2009	70	72	71	67	280	T12	157,500.00
2010	66	72	71	70	279	T21	75,000.00
2011	68	71			139	CUT	0.00
2012	71	72	72	72	287	T54	18,000.00
2013	68	72	77	67	284	T43	24,960.00
2017	69	74			143	CUT	0.00
2018	71	68	73	72	284	T70	18,000.00
2019	73	77			150	CUT	0.00
2020	71	75			146	CUT	0.00
2021	72	73			145	CUT	0.00
TOTAL							\$693,041.25

Geiberger, Al (71.60)

Year	1st	2nd	3rd	4th	Total	Finish	Money
1967	72	71	68	74	285	T30	1,625.00
1968	76	70			146	CUT	0.00
1969	70	74	70	74	288	T48	520.47
1970	72	71	69	73	285	T48	414.28
1971	71	75			146	CUT	0.00
1972	76	70			146	CUT	0.00
1973	69	72	74	71	286	T54	543.83
1974	71	71	71	69	282	T26	1,701.45
1975	72	74			146	CUT	0.00
1976	69	71	67	71	278	T13	5,250.00
1978	70	70	69	71	280	T16	3,900.00
1979	74	76			150	CUT	0.00
1985	72	74			146	CUT	0.00
TOTAL							\$13,955.00

Geiberger, Brent (71.39)

Year	1st	2nd	3rd	4th	Total	Finish	Money
1997	70	73	76	71	290	T63	3,165.00
1999	70	72	67	73	282	T22	23,208.33
2001	70	69	73	72	284	T37	14,000.00
2002	68	75	69	68	280	T18	42,600.00
2006	78	71			149	CUT	0.00
TOTAL							\$82,973.33

Individual Player Records

Gentile, John (74.82)

Year	1st	2nd	3rd	4th	Total	Finish	Money
1976	70	74			144	CUT	0.00
1978	72	73			145	CUT	0.00
1979	79	72			151	CUT	0.00
1982	78	75			153	CUT	0.00
1984	73	72			145	CUT	0.00
1985	85				85	W/D	0.00
TOTAL							\$0.00

Ghezzi, Victor (74.67)

Year	1st	2nd	3rd	4th	Total	Finish	Money
1967	72				72	W/D	0.00
1968	78	74			152	CUT	0.00
TOTAL							\$0.00

Ghim, Doug (69.50)

Year	1st	2nd	3rd	4th	Total	Finish	Money
2021	71	70	63	72	276	T31	48,925.00
2022	73	68			141	CUT	0.00
TOTAL							\$48,925.00

Gibson, Kelly (74.28)

Year	1st	2nd	3rd	4th	Total	Finish	Money
1992	71	73	71	76	291	T62	2,140.00
1993	73	78			151	CUT	0.00
1994	68	77			145	CUT	0.00
1995	72	76			148	CUT	0.00
1996	69	73	78	72	292	T73	2,268.00
1998	71	79			150	CUT	0.00
2000	77	83			160	CUT	0.00
TOTAL							\$4,408.00

Gilbert, Gibby (71.16)

Year	1st	2nd	3rd	4th	Total	Finish	Money
1969	74	72			146	CUT	0.00
1970	70	73	71	70	284	T41	835.72
1971	67	70	68	70	275	T2	23,125.00
1972	75				75	W/D	0.00
1973	67	72	68	67	274	T5	9,083.34
1974	72	68	71	71	282	T26	1,701.44
1975	73	68	71	72	284	T33	1,412.67
1976	72	70	76	76	294	83	0.00
1978	69	68	68	73	278	T5	9,930.00
1979	72	71	70	75	288	T41	1,440.00
1980	69	69	70	67	275	2	43,200.00
1981	68	68	71	70	277	T2	29,866.67
1982	72	70			142	CUT	0.00
1983	70	73	76	70	289	T41	1,492.00
1984	71	73	68	73	285	T41	1,850.00
1985	73	76			149	CUT	0.00
1986	72	71	76	67	286	T33	3,390.00
1987	78				78	W/D	0.00
1989	72	79			151	CUT	0.00
TOTAL							\$127,326.84

Gilbert, Jim (75.50)

Year	1st	2nd	3rd	4th	Total	Finish	Money
1971	72	79			151	CUT	0.00
TOTAL							\$0.00

Gilbert, Larry (73.00)

Year	1st	2nd	3rd	4th	Total	Finish	Money
1972	75	71			146	CUT	0.00
TOTAL							\$0.00

Gilder, Bob (71.68)

Year	1st	2nd	3rd	4th	Total	Finish	Money
1976	74	66	74	72	286	T63	517.50
1977	72	76			148	CUT	0.00
1978	74	72			146	CUT	0.00
1979	72	73	70	70	285	T23	3,371.43
1980	69	67	76	72	284	T29	2,600.00
1981	77	74			151	CUT	0.00
1982	64	63	65	69	261	1	72,000.00
1983	69	74	72	72	287	T31	2,610.00
1984	74	77			151	CUT	0.00
1985	75	73			148	CUT	0.00
1986	75	71			146	CUT	0.00
1989	72	76			148	CUT	0.00
1990	70	69	72	72	283	T37	4,400.00
1991	73	74			147	CUT	0.00
1992	71	70	69	76	286	T39	4,000.00
1993	72	72	69	70	283	T7	31,166.66
1994	73	72			145	CUT	0.00
1995	73	70	68	70	281	T8	33,600.00
1996	74	70	75	72	291	T69	2,388.00
1997	69	74	72	69	284	T27	10,425.00
1998	71	75	72		218	T68	3,618.00
TOTAL							\$170,696.59

Gillis, Tom (71.75)

Year	1st	2nd	3rd	4th	Total	Finish	Money
2003	71	65	70	72	278	T18	67,500.00
2005	71	71	77	84	303	72	11,270.00
2010	71	72			143	CUT	0.00
2011	69	74			143	CUT	0.00
2012	69	72	68	72	281	T10	160,888.89
TOTAL							\$239,658.89

Gilmore, Mike (76.00)

Year	1st	2nd	3rd	4th	Total	Finish	Money
1991	73	73			146	CUT	0.00
1992	76	74			150	CUT	0.00
1993	76	72			148	CUT	0.00
1997	79	82			161	CUT	0.00
2000	77	78			155	CUT	0.00
TOTAL							\$0.00

Ginsberg, Roger (75.80)

Year	1st	2nd	3rd	4th	Total	Finish	Money
1972	72	72	75	80	299	74	416.66
1979	80				80	W/D	0.00
TOTAL							\$416.66

Glasson, Bill (73.17)

Year	1st	2nd	3rd	4th	Total	Finish	Money
1992	77	73			150	CUT	0.00
2005	70	71	78	70	289	T46	15,939.00
TOTAL							\$15,939.00

Gleeton, Tom (74.00)

Year	1st	2nd	3rd	4th	Total	Finish	Money
1986	77	71			148	CUT	0.00
TOTAL							\$0.00

Glenz, David (72.10)

Year	1st	2nd	3rd	4th	Total	Finish	Money
1973	69	70	66	70	275	8	7,375.00
1974	74	72			146	CUT	0.00
1975	74	78			152	CUT	0.00
1979	75	73			148	CUT	0.00
TOTAL							\$7,375.00

Glisson, Billy (70.75)

Year	1st	2nd	3rd	4th	Total	Finish	Money
1982	66	72	71	74	283	T57	880.00
TOTAL							\$880.00

Individual Player Records

Glover, Lucas (71.26)

Year	1st	2nd	3rd	4th	Total	Finish	Money
2004	73	75			148	CUT	0.00
2005	70	73	72	71	286	T22	48,012.50
2006	72	66	77	79	294	T70	11,270.00
2007	72	71			143	CUT	0.00
2008	70	70	75	70	285	T55	15,680.00
2009	75	81			156	CUT	0.00
2010	72	74			146	CUT	0.00
2011	74	71			145	CUT	0.00
2013	71				71	W/D	0.00
2016	69	74	73	75	291	T70	16,745.00
2017	69	71	72	71	283	T40	35,875.00
2019	71	68	72	69	280	T43	27,565.00
2020	70	75			145	CUT	0.00
2021	74	69			143	CUT	0.00
2022	65	68	69	66	268	T3	885,000.00
2023	66	64	66	69	265	1	3,600,000.00
TOTAL					\$4,640,147.50		

Glover, Randy (73.00)

Year	1st	2nd	3rd	4th	Total	Finish	Money
1967	71	75			146	CUT	0.00
1968	72	71	76	73	292	T68	0.00
TOTAL					\$0.00		

Goalby, Bob (72.24)

Year	1st	2nd	3rd	4th	Total	Finish	Money
1967	73	70	72	76	291	T65	0.00
1968	69	71	71	74	285	T43	664.29
1969	71	69	71	71	282	T10	5,500.00
1970	70	73	71	73	287	T59	312.50
1971	75	75			150	CUT	0.00
1972	78				78	W/D	0.00
1973	72	72			144	CUT	0.00
1974	73	72			145	CUT	0.00
1976	79	71			150	CUT	0.00
1977	71	72	72	68	283	T23	2,587.50
TOTAL					\$9,064.29		

Gogel, Matt (71.94)

Year	1st	2nd	3rd	4th	Total	Finish	Money
2000	75	74			149	CUT	0.00
2001	70	71	71	72	284	T37	14,000.00
2002	71	74			145	CUT	0.00
2003	71	70	73	71	285	T49	12,340.00
2005	71	74	70	73	288	T40	21,850.00
TOTAL					\$48,190.00		

Goggin, Mathew (71.38)

Year	1st	2nd	3rd	4th	Total	Finish	Money
2000	70	73	72	72	287	T33	14,866.67
2001	74	73			147	CUT	0.00
2003	71	71	71	74	287	T58	11,050.00
2006	73	68	68	70	279	T9	155,250.00
2007	70	74			144	CUT	0.00
2008	67	74	69	67	277	T4	289,333.34
2009	78				78	W/D	0.00
TOTAL					\$470,500.01		

Goldstrand, Joel (74.00)

Year	1st	2nd	3rd	4th	Total	Finish	Money
1968	74	73			147	CUT	0.00
1970	74	70	77	72	293	80	312.50
1971	76	76			152	CUT	0.00
TOTAL					\$312.50		

Gomez, Jaime (76.50)

Year	1st	2nd	3rd	4th	Total	Finish	Money
1993	73	80			153	CUT	0.00
TOTAL					\$0.00		

Gómez, Fabián (72.13)

Year	1st	2nd	3rd	4th	Total	Finish	Money
2015	71	71	69	78	289	71	16,335.00
2016	73	71	74	70	288	T60	18,445.00
TOTAL					\$34,780.00		

Gonzales, Andres (74.50)

Year	1st	2nd	3rd	4th	Total	Finish	Money
2015	75	74			149	CUT	0.00
TOTAL					\$0.00		

Gonzalez, Ernie (74.25)

Year	1st	2nd	3rd	4th	Total	Finish	Money
1985	66	78	83	73	300	T76	935.00
1986	76	71			147	CUT	0.00
1988	75	72			147	CUT	0.00
TOTAL					\$935.00		

Gonzalez, Jaime (73.50)

Year	1st	2nd	3rd	4th	Total	Finish	Money
1981	75	72			147	CUT	0.00
TOTAL					\$0.00		

Gooch, Lan (74.00)

Year	1st	2nd	3rd	4th	Total	Finish	Money
1998	74				74	W/D	0.00
TOTAL					\$0.00		

Gooch, Talor (69.42)

Year	1st	2nd	3rd	4th	Total	Finish	Money
2019	74	67	72	72	285	T71	17,945.00
2020	66	72	65	69	272	T18	117,189.29
2021	73	67	66	70	276	T31	48,925.00
TOTAL					\$184,059.29		

Goosen, Retief (71.00)

Year	1st	2nd	3rd	4th	Total	Finish	Money
2002	67	72	70	72	281	T25	25,593.75
2003	67	66	73	72	278	T18	67,500.00
2006	71	72	69	73	285	T29	35,773.21
2007	68	68	74	74	284	T60	15,120.00
2008	73	73			146	CUT	0.00
2009	70	74	74	74	292	T70	14,850.00
2010	70	70	69	70	279	T21	75,000.00
2011	68	68	76		212	72	15,680.00
2014	69	69	74	74	286	T66	16,560.00
TOTAL					\$266,076.96		

Goosie, J.C. (71.25)

Year	1st	2nd	3rd	4th	Total	Finish	Money
1970	73	68	69	70	280	T17	3,125.00
1971	68	76	71	75	290	T62	333.33
TOTAL					\$3,458.33		

Gore, Jason (71.56)

Year	1st	2nd	3rd	4th	Total	Finish	Money
2001	73	69	68	78	288	T56	7,770.00
2003	73	71			144	CUT	0.00
2006	78	69			147	CUT	0.00
2007	72	67	75	73	287	71	13,860.00
2008	74	70			144	CUT	0.00
2015	71	69	70	68	278	T30	46,933.34
TOTAL					\$68,563.34		

Gorman, Bryan (74.00)

Year	1st	2nd	3rd	4th	Total	Finish	Money
1996	74	74			148	CUT	0.00
TOTAL					\$0.00		

Gossett, David (72.13)

Year	1st	2nd	3rd	4th	Total	Finish	Money
2002	66	67	70	71	274	T2	261,333.34
2003	71	75			146	CUT	0.00
2004	81	76			157	CUT	0.00
TOTAL					\$261,333.34		

Gotsche, Steve (73.17)

Year	1st	2nd	3rd	4th	Total	Finish	Money
1994	75	72			147	CUT	0.00
1995	74	73			147	CUT	0.00
2000	72	73			145	CUT	0.00
TOTAL					\$0.00		

Individual Player Records

Gove, Jeff (73.20)

Year	1st	2nd	3rd	4th	Total	Finish	Money
2000	77	76			153	CUT	0.00
2002	71	72	71	73	287	T60	7,595.00
2006	70	75			145	CUT	0.00
2007	75	72			147	CUT	0.00
TOTAL							\$7,595.00

Gove, Mike (73.50)

Year	1st	2nd	3rd	4th	Total	Finish	Money
1980	74	76			150	CUT	0.00
1981	77	74			151	CUT	0.00
1982	76	74			150	CUT	0.00
1984	71	70	78	75	294	T68	1,010.00
1986	73	72	70	69	284	T18	7,302.86
TOTAL							\$8,312.86

Gow, Paul (70.81)

Year	1st	2nd	3rd	4th	Total	Finish	Money
2001	71	68	72	71	282	T26	25,375.00
2002	68	73	68	72	281	T25	25,593.75
2003	73	69	72	70	284	T43	16,033.33
2005	70	74	70	72	286	T22	48,012.50
TOTAL							\$115,014.58

Goydos, Paul (71.71)

Year	1st	2nd	3rd	4th	Total	Finish	Money
1993	73	73	68	71	285	T13	19,333.33
1994	72	73			145	CUT	0.00
1995	72	74			146	CUT	0.00
1996	70	75	69	68	282	T11	25,440.00
1998	66	74	75		215	T47	4,623.43
1999	77	73			150	CUT	0.00
2000	71	68	72	72	283	T16	48,000.00
2003	72	72			144	CUT	0.00
2005	76	70			146	CUT	0.00
2006	71	73			144	CUT	0.00
2007	71	69	66	76	282	T48	17,593.33
2008	70	72	77	76	295	T2	13,720.00
2009	65	71	68	75	279	T9	202,500.00
2011	72	72			144	CUT	0.00
TOTAL							\$331,210.09

Grace, Branden (71.50)

Year	1st	2nd	3rd	4th	Total	Finish	Money
2016	76	74			150	CUT	0.00
2017	75	68			143	CUT	0.00
2018	70	73			143	CUT	0.00
2019	68	73	71	66	278	T30	53,765.63
2021	71	73			144	CUT	0.00
TOTAL							\$53,765.63

Grady, Wayne (72.33)

Year	1st	2nd	3rd	4th	Total	Finish	Money
1984	72	74			146	CUT	0.00
1985	68	70	73	74	285	T25	3,900.00
1987	73	70	73	75	291	T58	1,314.00
1988	75	69	71	70	285	T25	5,460.00
1989	69	65	71	72	277	1	180,000.00
1990	73	70	75	74	292	85	1,700.00
1991	67	71	72	71	281	T17	13,533.33
1992	79	71			150	CUT	0.00
1993	76	74			150	CUT	0.00
1994	73	74			147	CUT	0.00
1996	70	74	72	72	288	T43	3,506.40
1998	71	72	73		216	T54	4,032.00
1999	71	80			151	CUT	0.00
2000	72	79			151	CUT	0.00
TOTAL							\$213,445.73

Graham, David (71.23)

Year	1st	2nd	3rd	4th	Total	Finish	Money
1971	72	75			147	CUT	0.00
1972	69	74	71	71	285	T32	1,425.00
1973	68	70	77	69	284	T44	775.00
1974	70	69	68	70	277	T9	5,750.00
1975	71	72	69	75	287	T49	615.00
1976	63	68	70	71	272	1	60,000.00
1977	72	73	72	74	291	T60	562.50
1978	69	68	76	66	279	T10	6,150.00
1979	65	73	69	71	278	T2	35,200.00
1980	65	67	77	69	278	T7	11,640.00
1982	69	74			143	CUT	0.00
1983	74	74			148	CUT	0.00
1984	68	71	69	66	274	T2	37,333.34
1985	73	68	72	70	283	T12	8,937.50
1986	75	70	76	73	294	T71	1,182.00
1987	76	75			151	CUT	0.00
1988	75	71			146	CUT	0.00
1989	77	73			150	CUT	0.00
1995	74	75			149	CUT	0.00
TOTAL							\$169,570.34

Graham, Lou (72.08)

Year	1st	2nd	3rd	4th	Total	Finish	Money
1967	73	75			148	CUT	0.00
1968	72	78			150	CUT	0.00
1970	70	73	70	69	282	T28	1,635.71
1971	70	73	73	65	281	T11	4,468.75
1972	74	76			150	CUT	0.00
1973	74	73			147	CUT	0.00
1974	71	72	69	72	284	T41	975.00
1975	72	74			146	CUT	0.00
1976	75	66	69	73	283	T48	759.00
1980	74	70			144	CUT	0.00
1981	71	73	69	70	283	T16	5,800.00
1982	71	72			143	CUT	0.00
1983	74	71	74	73	292	T65	936.00
1984	70	76			146	CUT	0.00
1986	73	72	72	72	289	T48	1,477.50
1987	75	71	72	74	292	T64	1,254.00
TOTAL							\$17,305.96

Grant, Jim (72.10)

Year	1st	2nd	3rd	4th	Total	Finish	Money
1968	73	70	75	74	292	T68	0.00
1970	69	71	72	69	281	T23	2,110.00
1971	72	76			148	CUT	0.00
TOTAL							\$2,110.00

Gravley, Mike (73.50)

Year	1st	2nd	3rd	4th	Total	Finish	Money
1982	69	78			147	CUT	0.00
TOTAL							\$0.00

Gray, Thomas (72.88)

Year	1st	2nd	3rd	4th	Total	Finish	Money
1981	77	71			148	CUT	0.00
1983	71	69	73	72	285	T21	4,860.00
1984	71	79			150	CUT	0.00
TOTAL							\$4,860.00

Individual Player Records

Green, Hubert (71.52)

Year	1st	2nd	3rd	4th	Total	Finish	Money
1972	71	71	70	72	284	T24	1,893.75
1973	68	69	71	72	280	T27	1,850.00
1974	72	73			145	CUT	0.00
1975	76	78			154	CUT	0.00
1976	67	71	70	73	281	T33	1,551.42
1978	70	68	68	70	276	3	21,300.00
1979	73	69	70	71	283	T13	7,500.00
1981	71	71	69	78	289	T40	1,365.60
1982	68	68	72	74	282	T47	995.20
1983	77	72			149	CUT	0.00
1984	70	76			146	CUT	0.00
1985	75	76			151	CUT	0.00
1986	72	65	74	73	284	T18	7,302.85
TOTAL							\$43,758.82

Green, Jimmy (72.92)

Year	1st	2nd	3rd	4th	Total	Finish	Money
1997	73	76			149	CUT	0.00
1999	71	73	72	79	295	T80	4,450.00
2000	68	73	73	68	282	T13	58,000.00
2001	74	75			149	CUT	0.00
TOTAL							\$62,450.00

Green, Ken (72.82)

Year	1st	2nd	3rd	4th	Total	Finish	Money
1983	77	79			156	CUT	0.00
1984	76	72			148	CUT	0.00
1985	72	77			149	CUT	0.00
1986	81				81	W/D	0.00
1987	75	70	65	71	281	T11	13,800.00
1988	71	68	67	70	276	T2	52,266.66
1989	72	73			145	CUT	0.00
1990	70	67	69	67	273	4	48,000.00
1991	68	70	74	72	284	T38	4,500.00
1992	73	76			149	CUT	0.00
1993	70	79			149	CUT	0.00
1994	79				79	W/D	0.00
1995	75	72			147	CUT	0.00
1996	72	72	73	74	291	T69	2,388.00
1997	74	71	70	78	293	T72	2,895.00
1998	84				84	DQ	0.00
2001	73	72			145	CUT	0.00
2005	74				74	W/D	0.00
TOTAL							\$123,849.66

Green, Nathan (72.50)

Year	1st	2nd	3rd	4th	Total	Finish	Money
2006	69	73	71	75	288	T47	14,969.17
2007	72	70	74	70	286	T69	14,070.00
2008	77	67			144	CUT	0.00
2009	71	77			148	CUT	0.00
2010	72	77			149	CUT	0.00
TOTAL							\$29,039.17

Greene, Bert (71.46)

Year	1st	2nd	3rd	4th	Total	Finish	Money
1967	77	70			147	CUT	0.00
1968	73	70	73	70	286	T50	100.00
1969	67	69	68	72	276	2	28,500.00
1970	71	75			146	CUT	0.00
1971	68	75	68	72	283	T22	2,041.66
1972	74	73			147	CUT	0.00
1974	74	71			145	CUT	0.00
1975	69	68	72	76	285	T36	1,076.33
TOTAL							\$31,717.99

Greenwood, Bobby (73.43)

Year	1st	2nd	3rd	4th	Total	Finish	Money
1970	70	76			146	CUT	0.00
1971	69	73	74	75	291	T66	333.00
1972	73	72	77	72	294	T67	416.66
1974	75	76			151	CUT	0.00
1975	78	68			146	CUT	0.00
TOTAL							\$749.66

Greer, Brad (75.25)

Year	1st	2nd	3rd	4th	Total	Finish	Money
1986	76	78			154	CUT	0.00
1987	76	71			147	CUT	0.00
TOTAL							\$0.00

Greiner, Otto (74.00)

Year	1st	2nd	3rd	4th	Total	Finish	Money
1967	75	73			148	CUT	0.00
TOTAL							\$0.00

Gribble, Cody (77.00)

Year	1st	2nd	3rd	4th	Total	Finish	Money
2017	78	76			154	CUT	0.00
TOTAL							\$0.00

Griffin, Ben (68.25)

Year	1st	2nd	3rd	4th	Total	Finish	Money
2023	69	66	68	70	273	T24	158,285.71
TOTAL							\$158,285.71

Griffin, Lanto (69.75)

Year	1st	2nd	3rd	4th	Total	Finish	Money
2020	68	68	70	72	278	T58	21,565.00
2021	69	68	73	70	280	T64	20,140.00
TOTAL							\$41,705.00

Grillo, Emiliano (69.39)

Year	1st	2nd	3rd	4th	Total	Finish	Money
2016	67	69	71	69	276	T2	748,000.00
2017	69	73	70	68	280	T29	58,187.50
2018	69	70	72	70	281	T48	22,162.50
2019	73	69			142	CUT	0.00
2020	69	64	73	70	276	T44	30,001.00
2021	70	72			142	CUT	0.00
2022	67	66	72	69	274	T31	78,886.36
2023	65	67	69	71	272	T20	233,000.00
TOTAL							\$1,170,237.36

Grimes, Tony (74.50)

Year	1st	2nd	3rd	4th	Total	Finish	Money
1987	75	72			147	CUT	0.00
1989	72	79			151	CUT	0.00
TOTAL							\$0.00

Grob, Mike (72.25)

Year	1st	2nd	3rd	4th	Total	Finish	Money
2003	73	67	74	75	289	T66	10,300.00
TOTAL							\$10,300.00

Groh, Gary (73.29)

Year	1st	2nd	3rd	4th	Total	Finish	Money
1969	78	73			151	CUT	0.00
1974	72	74			146	CUT	0.00
1975	71	72	77	75	295	T69	381.00
1976	70	74			144	CUT	0.00
1978	71	70	77	72	290	T65	510.00
TOTAL							\$891.00

Grönberg, Mathias (72.13)

Year	1st	2nd	3rd	4th	Total	Finish	Money
2004	73	72			145	CUT	0.00
2005	70	70	71	77	288	T40	21,850.00
2006	73	71			144	CUT	0.00
TOTAL							\$21,850.00

Grunewald, Kelly (75.50)

Year	1st	2nd	3rd	4th	Total	Finish	Money
2001	77	74			151	CUT	0.00
TOTAL							\$0.00

Individual Player Records

Grygiel, Jeff (73.63)

Year	1st	2nd	3rd	4th	Total	Finish	Money
1985	73	74			147	CUT	0.00
1986	69	73	73	74	289	T48	1,477.50
1993	76	77			153	CUT	0.00
TOTAL							\$1,477.50

Guernsey, Keith (74.00)

Year	1st	2nd	3rd	4th	Total	Finish	Money
1977	76	72			148	CUT	0.00
TOTAL							\$0.00

Guerra, Jim (79.50)

Year	1st	2nd	3rd	4th	Total	Finish	Money
1988	78	81			159	CUT	0.00
TOTAL							\$0.00

Gullion, Joey (71.50)

Year	1st	2nd	3rd	4th	Total	Finish	Money
1996	71	74	70	71	286	T31	6,520.00
TOTAL							\$6,520.00

Gumlia, Dave (73.50)

Year	1st	2nd	3rd	4th	Total	Finish	Money
1967	71	70	72	75	288	T47	179.16
1968	78	75			153	CUT	0.00
TOTAL							\$179.16

Gump, Scott (72.74)

Year	1st	2nd	3rd	4th	Total	Finish	Money
1991	72	70	75	74	291	65	2,100.00
1992	75	76			151	CUT	0.00
1993	78	76			154	CUT	0.00
1995	72	77			149	CUT	0.00
1996	70	72	77	69	288	T43	3,506.40
1997	72	74			146	CUT	0.00
1998	73	71	70		214	T41	6,480.00
1999	72	73	68	70	283	T28	16,267.86
2000	75	64	75	74	288	T42	9,420.00
TOTAL							\$37,774.26

Gunas, David (81.00)

Year	1st	2nd	3rd	4th	Total	Finish	Money
1996	81	81			162	CUT	0.00
TOTAL							\$0.00

Guss, Skip (81.00)

Year	1st	2nd	3rd	4th	Total	Finish	Money
1978	86	76			162	CUT	0.00
TOTAL							\$0.00

Guthrie, Luke (71.60)

Year	1st	2nd	3rd	4th	Total	Finish	Money
2013	70	73			143	CUT	0.00
2014	71	72	72		215	T71	15,680.00
TOTAL							\$15,680.00

Gutschewski, Scott (73.50)

Year	1st	2nd	3rd	4th	Total	Finish	Money
2005	76	71			147	CUT	0.00
TOTAL							\$0.00

Haas, Bill (70.62)

Year	1st	2nd	3rd	4th	Total	Finish	Money
2007	68	68	72	74	282	T48	17,593.33
2008	71	68	71	75	285	T55	15,680.00
2009	72	70	69	72	283	T24	63,937.50
2010	69	73	67	74	283	T47	19,830.00
2011	67	68	68		203	T24	61,900.00
2012	71	75			146	CUT	0.00
2013	73	66	71	70	280	T25	58,500.00
2014	70	70	70	67	277	T15	132,000.00
2015	71	70	67	74	282	T53	19,008.00
2016	72	76			148	CUT	0.00
2017	71	73			144	CUT	0.00
TOTAL							\$388,448.83

Haas, Fred (74.50)

Year	1st	2nd	3rd	4th	Total	Finish	Money
1972	74	75			149	CUT	0.00
TOTAL							\$0.00

Haas, Hunter (74.67)

Year	1st	2nd	3rd	4th	Total	Finish	Money
2001	75	83			158	CUT	0.00
2005	71	75			146	CUT	0.00
2011	70	74			144	CUT	0.00
TOTAL							\$0.00

Haas, Jay (71.24)

Year	1st	2nd	3rd	4th	Total	Finish	Money
1977	71	72	70	74	287	T43	960.00
1978	67	72	72	69	280	T16	3,900.00
1979	70	78			148	CUT	0.00
1980	71	71	69	71	282	T20	4,035.00
1981	70	72	69	71	282	T12	8,100.00
1982	69	70	72	68	279	T31	2,425.00
1983	70	69	73	74	286	T25	3,435.00
1984	67	68	68	71	274	T2	37,333.33
1985	71	73	72	74	290	T49	1,247.50
1986	65	73	73	70	281	T8	16,800.00
1987	68	69	75	73	285	T28	3,904.29
1988	70	70	72	72	284	T23	7,000.00
1989	70	72	75	72	289	T47	2,568.57
1990	67	67	72	71	277	T11	24,000.00
1991	74	73			147	CUT	0.00
1992	72	75			147	CUT	0.00
1993	70	75	70	82	297	T63	2,100.00
1994	68	70	69	67	274	T3	69,600.00
1995	77	70			147	CUT	0.00
1996	71	75			146	CUT	0.00
1999	68	73	73	70	284	T35	12,062.50
2000	73	77			150	CUT	0.00
2001	68	73	72	69	282	T26	25,375.00
2002	70	73	78	71	292	T79	6,265.00
2003	74	68	67	65	274	T4	196,875.00
2004	73	70			143	CUT	0.00
2005	72	75			147	CUT	0.00
TOTAL							\$427,986.19

Haas, Jerry (72.29)

Year	1st	2nd	3rd	4th	Total	Finish	Money
1990	74	81			155	CUT	0.00
1991	71	71	69	74	285	T41	3,315.55
1992	70	73	70	75	288	T50	2,362.50
1995	70	72	70	72	284	T18	14,100.00
TOTAL							\$19,778.05

Hadley, Chesson (71.28)

Year	1st	2nd	3rd	4th	Total	Finish	Money
2014	74	69	70	78	291	70	16,000.00
2015	72	75			147	CUT	0.00
2018	72	69	70	71	282	T56	20,250.00
2019	66	72	73	69	280	T43	27,565.00
2021	75	68			143	CUT	0.00
2022	72	68			140	CUT	0.00
TOTAL							\$63,815.00

Hadley, Jeff (81.50)

Year	1st	2nd	3rd	4th	Total	Finish	Money
1983	81	82			163	CUT	0.00
TOTAL							\$0.00

Individual Player Records

Hadwin, Adam (70.64)

Year	1st	2nd	3rd	4th	Total	Finish	Money
2015	73	72			145	CUT	0.00
2016	70	68	74	77	289	T64	17,765.00
2017	71	72			143	CUT	0.00
2018	71	65	68	70	274	T11	198,000.00
2019	67	71	73	69	280	T43	27,565.00
2020	70	72			142	CUT	0.00
2021	75	70			145	CUT	0.00
2022	69	67	76	77	289	69	31,050.00
2023	67	66	69	69	271	T16	310,000.00
TOTAL							\$584,380.00

Hager, Joe (73.00)

Year	1st	2nd	3rd	4th	Total	Finish	Money
1979	75	74			149	CUT	0.00
1982	70	73			143	CUT	0.00
TOTAL							\$0.00

Hagy, Brandon (73.50)

Year	1st	2nd	3rd	4th	Total	Finish	Money
2017	70	77			147	CUT	0.00
2021	78	69			147	CUT	0.00
TOTAL							\$0.00

Hahn, James (71.50)

Year	1st	2nd	3rd	4th	Total	Finish	Money
2013	68	76			144	CUT	0.00
2014	76	70			146	CUT	0.00
2015	69	72	68	74	283	T58	18,232.50
2016	75	71			146	CUT	0.00
2017	69	79			148	CUT	0.00
2018	75	68			143	CUT	0.00
2021	71	70	71	72	284	T71	19,190.00
2022	65	69	72	73	279	T61	33,150.00
TOTAL							\$70,572.50

Hallberg, Gary (72.15)

Year	1st	2nd	3rd	4th	Total	Finish	Money
1980	71	72	75	77	295	T75	756.00
1983	67	74	76	72	289	T41	1,492.00
1985	75	72			147	CUT	0.00
1986	74	74			148	CUT	0.00
1989	72	71	67	72	282	T15	17,000.00
1990	70	75			145	CUT	0.00
1991	73	71			144	CUT	0.00
1994	71	67	72	71	281	T22	11,520.00
1998	75	69	73		217	T63	3,780.00
TOTAL							\$34,548.00

Halldorson, Dan (71.97)

Year	1st	2nd	3rd	4th	Total	Finish	Money
1983	72	72	68	71	283	T10	9,975.00
1984	72				72	W/D	0.00
1987	71	74	71	73	289	T48	1,548.00
1988	70	75	68	74	287	T36	3,084.25
1989	71	72	74	72	289	T47	2,568.57
1990	70	71	73	76	290	T80	1,790.00
1991	73	70	70	72	285	T41	3,315.56
1992	71	69	73	74	287	T45	2,928.00
1993	74	75			149	CUT	0.00
TOTAL							\$25,209.38

Hallet, Jim (72.04)

Year	1st	2nd	3rd	4th	Total	Finish	Money
1985	75	70	76	71	292	T57	1,115.00
1988	70	71	69	72	282	T12	13,300.00
1989	71	70	69	78	288	T41	3,600.00
1990	71	71	74	71	287	T68	2,000.00
1991	72	69	73	69	283	T31	5,671.43
1992	73	73			146	CUT	0.00
1993	75	76			151	CUT	0.00
TOTAL							\$25,686.43

Hamarik, John (73.00)

Year	1st	2nd	3rd	4th	Total	Finish	Money
1984	71	75			146	CUT	0.00
TOTAL							\$0.00

Hamilton, Gar (72.00)

Year	1st	2nd	3rd	4th	Total	Finish	Money
1980	74	70			144	CUT	0.00
TOTAL							\$0.00

Hamilton, Todd (73.20)

Year	1st	2nd	3rd	4th	Total	Finish	Money
2004	72	71			143	CUT	0.00
2006	71	71	75	72	289	T53	13,248.00
2009	71	74	79	76	300	77	13,950.00
TOTAL							\$27,198.00

Hammer, Laurie (74.00)

Year	1st	2nd	3rd	4th	Total	Finish	Money
1967	76	69	75	76	296	T74	0.00
TOTAL							\$0.00

Hammond, Donnie (72.39)

Year	1st	2nd	3rd	4th	Total	Finish	Money
1983	71	76	73	71	291	T56	990.00
1984	76				76	W/D	0.00
1985	75	69	68	71	283	T12	8,937.50
1986	74	72			146	CUT	0.00
1989	71	69	72	73	285	T30	6,650.00
1992	74	71	72	78	295	T70	1,990.00
1996	71	78			149	CUT	0.00
1998	72	73	73		218	T68	3,618.00
2003	70	72	73	69	284	T43	16,033.33
TOTAL							\$38,218.83

Hammond, Mike (73.50)

Year	1st	2nd	3rd	4th	Total	Finish	Money
1988	71	74	75	74	294	67	1,442.00
TOTAL							\$1,442.00

Hancock, Phillip (72.21)

Year	1st	2nd	3rd	4th	Total	Finish	Money
1977	73	75			148	CUT	0.00
1978	70	69	74	71	284	T39	1,230.00
1979	74	70	70	72	286	T30	2,484.00
1980	67	70	70	69	276	3	27,200.00
1981	82				82	W/D	0.00
1982	74	71			145	CUT	0.00
1983	73	72	76	67	288	T37	2,070.00
1984	73	75			148	CUT	0.00
1985	76				76	DQ	0.00
TOTAL							\$32,984.00

Hanscom, Dick (74.00)

Year	1st	2nd	3rd	4th	Total	Finish	Money
1968	71	77			148	CUT	0.00
TOTAL							\$0.00

Hansen, Anders (71.50)

Year	1st	2nd	3rd	4th	Total	Finish	Money
2007	71	72			143	CUT	0.00
TOTAL							\$0.00

Harden, Jack (75.50)

Year	1st	2nd	3rd	4th	Total	Finish	Money
1970	73	78			151	CUT	0.00
TOTAL							\$0.00

Hardin, Gary (76.50)

Year	1st	2nd	3rd	4th	Total	Finish	Money
1977	76	77			153	CUT	0.00
TOTAL							\$0.00

Hardy, Nick (69.25)

Year	1st	2nd	3rd	4th	Total	Finish	Money
2023	67	69	71	70	277	T49	50,533.34
TOTAL							\$50,533.34

Harkins, Brandon (70.75)

Year	1st	2nd	3rd	4th	Total	Finish	Money
2018	73	69	69	72	283	T60	18,990.00
TOTAL							\$18,990.00

Individual Player Records

Harman, Brian (69.95)

Year	1st	2nd	3rd	4th	Total	Finish	Money
2012	65	75	68	71	279	T5	281,000.00
2013	73	75			148	CUT	0.00
2014	69	74	68	73	284	T57	17,840.00
2015	71	68	71	68	278	T30	46,933.34
2016	70	72	71	70	283	T22	72,722.22
2017	74	71			145	CUT	0.00
2018	72	69	70	70	281	T48	22,162.50
2019	68	71	70	72	281	T52	21,354.29
2020	67	66	73	64	270	T11	230,375.00
2021	72	66	76	73	287	T5	18,525.00
2022	66	66	69	67	268	T3	885,000.00
2023	71	68	67	68	274	T31	116,000.00
TOTAL							\$1,711,912.35

Harmon, Claude (80.33)

Year	1st	2nd	3rd	4th	Total	Finish	Money
1967	80				80	W/D	0.00
1968	82	79			161	CUT	0.00
TOTAL							\$0.00

Harmon, Jr., Claude (75.33)

Year	1st	2nd	3rd	4th	Total	Finish	Money
1969	76	69	77	76	298	T69	476.19
1970	80	74			154	CUT	0.00
TOTAL							\$476.19

Harney, Paul (70.80)

Year	1st	2nd	3rd	4th	Total	Finish	Money
1967	71	74	71	72	288	T47	179.17
1969	68	69	75	71	283	T14	3,277.27
1970	71	71	70	67	279	T13	4,375.00
1971	70	73	73	66	282	T19	3,000.00
1972	73	72	68	71	284	T24	1,893.75
TOTAL							\$12,725.19

Harrington, Dennis (74.00)

Year	1st	2nd	3rd	4th	Total	Finish	Money
1990	72	76			148	CUT	0.00
TOTAL							\$0.00

Harrington, Padraig (69.91)

Year	1st	2nd	3rd	4th	Total	Finish	Money
2004	68	68	68	68	272	T2	462,000.00
2005	71	65	68	70	274	T1	1,035,000.00
2006	74	66	75	71	286	T36	26,497.92
2007	71	68	70	71	280	T35	33,775.00
2008	72	73			145	CUT	0.00
2009	67	75	67	67	276	T2	495,000.00
2010	69	68	71	75	283	T47	19,830.00
2011	65	67	69		201	T13	145,600.00
2012	64	75	75	68	282	T19	96,960.00
2015	73	75			148	CUT	0.00
TOTAL							\$2,314,662.92

Harrington, Scott (70.50)

Year	1st	2nd	3rd	4th	Total	Finish	Money
2020	68	67	76	71	282	T65	20,330.00
TOTAL							\$20,330.00

Harris, John (76.50)

Year	1st	2nd	3rd	4th	Total	Finish	Money
1976	75	78			153	CUT	0.00
TOTAL							\$0.00

Harris, Labron (72.43)

Year	1st	2nd	3rd	4th	Total	Finish	Money
1967	73	73			146	CUT	0.00
1970	72	72	72	71	287	T59	312.50
1971	71	75			146	CUT	0.00
1972	66	77	71	75	289	T54	416.67
1974	75	71			146	CUT	0.00
TOTAL							\$729.17

Hart, Dudley (71.52)

Year	1st	2nd	3rd	4th	Total	Finish	Money
1991	81	71			152	CUT	0.00
1992	70	73	68	76	287	T45	2,928.00
1993	66	77	72	76	291	T38	4,200.00
1994	77	67	70	74	288	T58	2,652.00
1995	74	73			147	CUT	0.00
1997	74	71	73	71	289	T54	3,360.00
1999	71	70	75	71	287	T54	5,625.00
2002	73	65	74	70	282	T33	18,491.67
2003	70	69	73	68	280	T29	35,500.00
2004	67	71	73	71	282	T32	26,670.00
2005	71	69	70	73	283	T12	112,700.00
2008	67	69	73	70	279	T12	129,000.00
TOTAL							\$341,126.67

Hart, Jeff (72.72)

Year	1st	2nd	3rd	4th	Total	Finish	Money
1985	81	71			152	CUT	0.00
1990	69	70	73	75	287	T68	2,000.00
1996	77	74			151	CUT	0.00
1997	72	69	72	70	283	T21	15,000.00
2001	69	71	73	75	288	T56	7,770.00
2005	76	72			148	CUT	0.00
TOTAL							\$24,770.00

Hart, Steve (73.56)

Year	1st	2nd	3rd	4th	Total	Finish	Money
1983	81	76			157	CUT	0.00
1989	73	71			144	CUT	0.00
1990	71	70	72	71	284	T43	3,120.00
1992	70	72	77	76	295	T70	1,990.00
1995	75	76			151	CUT	0.00
1997	72	74			146	CUT	0.00
2000	74	73			147	CUT	0.00
TOTAL							\$5,110.00

Hartmann, Rick (74.83)

Year	1st	2nd	3rd	4th	Total	Finish	Money
1997	74	76			150	CUT	0.00
2001	74	74			148	CUT	0.00
2002	79	72			151	CUT	0.00
TOTAL							\$0.00

Harwood, Mike (71.75)

Year	1st	2nd	3rd	4th	Total	Finish	Money
1992	71	73	70	73	287	T45	2,928.00
TOTAL							\$2,928.00

Hatalsky, Morris (73.28)

Year	1st	2nd	3rd	4th	Total	Finish	Money
1977	72	73	80	68	293	T66	400.00
1978	79	71			150	CUT	0.00
1979	73	78			151	CUT	0.00
1980	73	72			145	CUT	0.00
1984	73	74			147	CUT	0.00
1986	72	69	76	74	291	T64	1,254.00
1987	71	68	72	67	278	T4	24,800.00
1989	72	79			151	CUT	0.00
1990	70	76			146	CUT	0.00
1992	75	80			155	CUT	0.00
1993	75	71	73	71	290	T34	5,275.00
1994	72	76			148	CUT	0.00
TOTAL							\$31,729.00

Hatton, Tyrrell (69.32)

Year	1st	2nd	3rd	4th	Total	Finish	Money
2018	69	70	73	64	276	T20	101,160.00
2019	69	69	72	72	282	T59	20,165.00
2020	67	71	63	72	273	T25	76,237.50
2021	72	72			144	CUT	0.00
2022	65	70	69	70	274	T31	78,886.36
2023	72	67	69	68	276	T43	64,133.33
TOTAL							\$340,582.19

Individual Player Records

Hawkins, Scott (76.00)

Year	1st	2nd	3rd	4th	Total	Finish	Money
1994	76	76			152	CUT	0.00
TOTAL							\$0.00

Hayes, J.P. (70.96)

Year	1st	2nd	3rd	4th	Total	Finish	Money
1992	71	76			147	CUT	0.00
1995	73	71	69	71	284	T18	14,100.00
1997	72	72	76	72	292	T69	3,000.00
1998	66	67	68		201	1	324,000.00
1999	73	70	68	72	283	T28	16,267.86
2000	69	72	72	71	284	T19	36,360.00
2001	68	69	67	69	273	T3	182,000.00
2002	73	76			149	CUT	0.00
2003	73	66	71	73	283	T36	22,535.71
2004	73	70			143	CUT	0.00
2005	70	72	73	70	285	T19	74,750.00
2006	70	68	72	80	290	T58	12,707.50
2007	75	67	71	70	283	T54	15,890.00
2010	72	69	67	72	280	T27	54,375.00
TOTAL							\$755,986.07

Hayes, Mark (72.03)

Year	1st	2nd	3rd	4th	Total	Finish	Money
1974	75	74			149	CUT	0.00
1975	70	69	73	69	281	T18	3,250.00
1976	70	73	72	72	287	T69	152.50
1977	70	71	68	72	281	T16	4,350.00
1978	70	67	72	66	275	2	34,200.00
1979	73	74			147	CUT	0.00
1980	70	71	74	73	288	T54	908.00
1981	71	74	70	76	291	58	896.00
1982	68	69	70	68	275	T11	8,200.00
1983	72	72	68	79	291	T56	990.00
1984	75	78			153	CUT	0.00
1985	73	69	74	69	285	T25	3,900.00
1986	71	75			146	CUT	0.00
1987	69	74	73	72	288	T46	1,800.00
1988	72	72	75	78	297	T73	1,351.00
1989	72	74			146	CUT	0.00
1990	73	73			146	CUT	0.00
1991	73	71			144	CUT	0.00
1997	76	76			152	CUT	0.00
TOTAL							\$59,997.50

Hayes, Ted (71.63)

Year	1st	2nd	3rd	4th	Total	Finish	Money
1970	73	69	79	67	288	T64	312.50
1971	72	70	72	71	285	T36	1,143.00
TOTAL							\$1,455.50

Heafner, Vance (72.81)

Year	1st	2nd	3rd	4th	Total	Finish	Money
1980	73	68	76	72	289	T60	860.00
1981	76	72			148	CUT	0.00
1983	72	75	70	75	292	T65	936.00
1985	77				77	W/D	0.00
1986	74	69	70	77	290	T56	1,326.00
1987	70	70	73	74	287	T42	2,160.00
1995	74	72			146	CUT	0.00
TOTAL							\$5,282.00

Heard, Jerry (71.63)

Year	1st	2nd	3rd	4th	Total	Finish	Money
1969	72	73	72	74	291	T63	476.19
1970	73	68	69	67	277	T4	11,000.00
1971	69	72	70	75	286	T44	705.00
1972	74	73			147	CUT	0.00
1973	71	71	72	71	285	T49	615.00
1974	69	68	73	70	280	T16	3,500.00
1975	73	70	67	67	277	T6	8,125.00
1976	74	69	72	75	290	79	0.00
1977	76	73			149	CUT	0.00
1978	70	72	71	72	285	T44	930.00
1979	73	76			149	CUT	0.00
1980	73	76			149	CUT	0.00
TOTAL							\$25,351.19

Hearn, David (71.20)

Year	1st	2nd	3rd	4th	Total	Finish	Money
2005	70	77			147	CUT	0.00
2011	67	69	73		209	T67	16,320.00
2012	70	73	67	71	281	T10	160,888.89
2013	73	68	79	75	295	T72	15,520.00
2014	69	72	69	71	281	T38	32,000.00
2015	70	69	73	68	280	T45	24,156.00
2016	75	70	69	73	287	T53	19,404.29
TOTAL							\$268,289.18

Hearn, Tom (71.75)

Year	1st	2nd	3rd	4th	Total	Finish	Money
1995	73	68	77	69	287	T36	5,775.00
TOTAL							\$5,775.00

Heath, Skeeter (73.00)

Year	1st	2nd	3rd	4th	Total	Finish	Money
1978	73	75			148	CUT	0.00
1982	72				72	W/D	0.00
1985	74	67	75	75	291	T53	1,157.50
TOTAL							\$1,157.50

Hebert, Jay (74.00)

Year	1st	2nd	3rd	4th	Total	Finish	Money
1967	74	74			148	CUT	0.00
1968	75	74			149	CUT	0.00
1969	74	73			147	CUT	0.00
TOTAL							\$0.00

Hebert, Lionel (72.75)

Year	1st	2nd	3rd	4th	Total	Finish	Money
1967	72	71	70	74	287	T41	850.00
1968	73	70	71	69	283	T32	1,531.25
1969	77	72			149	CUT	0.00
1970	73	73			146	CUT	0.00
1971	71	77			148	CUT	0.00
1972	70	78			148	CUT	0.00
1973	71	74			145	CUT	0.00
1974	77	72			149	CUT	0.00
1975	74	69	74	74	291	66	425.00
1976	71	74			145	CUT	0.00
1977	73	73			146	CUT	0.00
TOTAL							\$2,806.25

Heck, Marion (73.00)

Year	1st	2nd	3rd	4th	Total	Finish	Money
1971	73	73			146	CUT	0.00
TOTAL							\$0.00

Heinen, Mike (76.17)

Year	1st	2nd	3rd	4th	Total	Finish	Money
1994	73	77			150	CUT	0.00
1996	77	79			156	CUT	0.00
2003	74	77			151	CUT	0.00
TOTAL							\$0.00

Individual Player Records

Heins, Bobby (74.00)

Year	1st	2nd	3rd	4th	Total	Finish	Money
1982	71	72			143	CUT	0.00
1984	70	74	70	70	284	T36	2,354.80
1985	81	81			162	CUT	0.00
1987	74	72	76	81	303	73	1,164.00
1988	72	76			148	CUT	0.00
1990	72	71	77	71	291	T82	1,740.00
1992	78	71			149	CUT	0.00
TOTAL							\$5,258.80

Heintz, Bob (72.80)

Year	1st	2nd	3rd	4th	Total	Finish	Money
2000	75	75			150	CUT	0.00
2002	65	79			144	CUT	0.00
2005	77	80			157	CUT	0.00
2007	69	73	70	65	277	T17	101,500.00
TOTAL							\$101,500.00

Heintzeman, Webb (72.25)

Year	1st	2nd	3rd	4th	Total	Finish	Money
1989	70	72	73	77	292	T58	2,220.00
1990	72	69	72	73	286	T59	2,140.00
TOTAL							\$4,360.00

Helwig, Russell (74.50)

Year	1st	2nd	3rd	4th	Total	Finish	Money
1982	72	77			149	CUT	0.00
TOTAL							\$0.00

Hend, Scott (70.67)

Year	1st	2nd	3rd	4th	Total	Finish	Money
2004	68	68	72	70	278	T14	97,125.00
2005	73	73			146	CUT	0.00
TOTAL							\$97,125.00

Hendrickson, Dick (74.50)

Year	1st	2nd	3rd	4th	Total	Finish	Money
1967	74	75			149	CUT	0.00
TOTAL							\$0.00

Henke, Nolan (72.97)

Year	1st	2nd	3rd	4th	Total	Finish	Money
1990	71	77			148	CUT	0.00
1991	69	70	67	70	276	T3	58,000.00
1992	75	71			146	CUT	0.00
1993	78	73			151	CUT	0.00
1994	70	73	73	73	289	T62	2,568.00
1995	74	83			157	CUT	0.00
1996	75	73			148	CUT	0.00
1997	72	68	70	72	282	T17	21,750.00
1998	75	71	71		217	T63	3,780.00
1999	75	75			150	CUT	0.00
2000	77	75			152	CUT	0.00
TOTAL							\$86,098.00

Henley, Russell (70.13)

Year	1st	2nd	3rd	4th	Total	Finish	Money
2013	73	70			143	CUT	0.00
2014	70	71	73	71	285	T61	17,120.00
2015	73	69	76	72	290	72	16,170.00
2016	72	73	71	70	286	T48	21,624.00
2017	64	72	70	73	279	T25	69,781.25
2018	71	73			144	CUT	0.00
2019	69	70	70	73	282	T59	20,165.00
2020	64	67	70	68	269	T8	277,875.00
2021	69	71	71	68	279	T56	21,470.00
2022	68	71			139	CUT	0.00
2023	67	68	67	67	269	T6	584,285.71
TOTAL							\$1,028,490.96

Henning, Allan (72.75)

Year	1st	2nd	3rd	4th	Total	Finish	Money
1969	70	75	71	75	291	T63	476.19
TOTAL							\$476.19

Henning, Harold (70.19)

Year	1st	2nd	3rd	4th	Total	Finish	Money
1967	69	70	73	71	283	T22	2,337.50
1968	69	70	69	71	279	T14	4,250.00
1969	68	72	68	70	278	4	11,750.00
1970	74	67	71	71	283	T35	1,270.83
TOTAL							\$19,608.33

Henninger, Brian (73.75)

Year	1st	2nd	3rd	4th	Total	Finish	Money
1999	75	74			149	CUT	0.00
2000	74	72			146	CUT	0.00
TOTAL							\$0.00

Henriksen, Steve (76.50)

Year	1st	2nd	3rd	4th	Total	Finish	Money
1982	79	74			153	CUT	0.00
TOTAL							\$0.00

Henry, Bunky (74.60)

Year	1st	2nd	3rd	4th	Total	Finish	Money
1969	77	75			152	CUT	0.00
1970	75	69	79	71	294	81	312.50
1972	75	76			151	CUT	0.00
1973	72	77			149	CUT	0.00
TOTAL							\$312.50

Henry, J.J. (71.87)

Year	1st	2nd	3rd	4th	Total	Finish	Money
1999	73	75			148	CUT	0.00
2001	76	71			147	CUT	0.00
2002	71	68	70	75	284	T46	9,922.50
2003	69	72	76	73	290	T69	10,050.00
2004	68	73	69	69	279	T16	73,650.00
2005	75	72			147	CUT	0.00
2006	79	72			151	CUT	0.00
2007	72	75			147	CUT	0.00
2008	70	72	74	69	285	T55	15,680.00
2009	72	73	74	72	291	T67	15,300.00
2010	68	73	77	73	291	72	14,700.00
2011	67	70	70		207	T58	17,520.00
2012	71	73			144	CUT	0.00
2013	73	70			143	CUT	0.00
2015	70	72	69	69	280	T45	24,156.00
2017	72	72			144	CUT	0.00
TOTAL							\$180,978.50

Hensby, Mark (72.75)

Year	1st	2nd	3rd	4th	Total	Finish	Money
2001	73	74			147	CUT	0.00
2006	72	72			144	CUT	0.00
TOTAL							\$0.00

Hepler, Denny (76.75)

Year	1st	2nd	3rd	4th	Total	Finish	Money
1986	81	77			158	CUT	0.00
1987	79	70			149	CUT	0.00
TOTAL							\$0.00

Herbert, Lucas (71.50)

Year	1st	2nd	3rd	4th	Total	Finish	Money
2022	73	70			143	CUT	0.00
TOTAL							\$0.00

Herman, Jim (70.42)

Year	1st	2nd	3rd	4th	Total	Finish	Money
2015	69	69	69	67	274	T13	159,500.00
2016	71	68	73	71	283	T22	72,722.22
2017	71	72			143	CUT	0.00
2020	75	70			145	CUT	0.00
TOTAL							\$232,222.22

Individual Player Records

Herron, Tim (71.25)

Year	1st	2nd	3rd	4th	Total	Finish	Money
1996	68	70	68	75	281	T9	33,600.00
1997	74	71	70	74	289	T54	3,360.00
2007	71	70	71	70	282	T48	17,593.34
2008	69	71	73	68	281	T24	55,400.00
2009	76	76			152	CUT	0.00
2011	67	73			140	CUT	0.00
TOTAL							\$109,953.34

Hewes, Jeff (73.00)

Year	1st	2nd	3rd	4th	Total	Finish	Money
1978	69	73	76	73	291	68	480.00
1979	73	74			147	CUT	0.00
TOTAL							\$480.00

Hickman, Greg (73.17)

Year	1st	2nd	3rd	4th	Total	Finish	Money
1990	71	72	75	68	286	T59	2,140.00
1992	77	76			153	CUT	0.00
TOTAL							\$2,140.00

Hickok, Kramer (70.00)

Year	1st	2nd	3rd	4th	Total	Finish	Money
2021	72	68	68	71	279	T56	21,470.00
2022	72	69			141	CUT	0.00
TOTAL							\$21,470.00

Hicks, Justin (74.00)

Year	1st	2nd	3rd	4th	Total	Finish	Money
2013	78				78	W/D	0.00
2014	68	76			144	CUT	0.00
TOTAL							\$0.00

Higgins, Carl (78.00)

Year	1st	2nd	3rd	4th	Total	Finish	Money
1977	77	79			156	CUT	0.00
TOTAL							\$0.00

Higgins, Mike (72.00)

Year	1st	2nd	3rd	4th	Total	Finish	Money
1973	71	73			144	CUT	0.00
TOTAL							\$0.00

Higgo, Garrick (70.00)

Year	1st	2nd	3rd	4th	Total	Finish	Money
2021	69	68	70	73	280	T64	20,140.00
TOTAL							\$20,140.00

Higgs, Harry (67.88)

Year	1st	2nd	3rd	4th	Total	Finish	Money
2020	67	66	66	71	270	T11	230,375.00
2021	69	70	66	68	273	T16	144,875.00
TOTAL							\$375,250.00

Higuera, Mike (74.50)

Year	1st	2nd	3rd	4th	Total	Finish	Money
1975	74	75			149	CUT	0.00
TOTAL							\$0.00

Hill, Dave (71.23)

Year	1st	2nd	3rd	4th	Total	Finish	Money
1967	68	68	72	73	281	T16	4,125.00
1968	69	73	73	68	283	T32	1,531.25
1969	71	77			148	CUT	0.00
1970	72	72	63	71	278	T6	6,910.71
1971	73	70	70	70	283	T22	2,041.67
1974	74	72			146	CUT	0.00
1975	75	72			147	CUT	0.00
1976	69	69	74	74	286	T63	517.50
TOTAL							\$15,126.13

Hill, Guy (71.33)

Year	1st	2nd	3rd	4th	Total	Finish	Money
1998	73	69	72		214	T41	6,480.00
TOTAL							\$6,480.00

Hill, Mike (71.19)

Year	1st	2nd	3rd	4th	Total	Finish	Money
1970	75	69	72	71	287	T59	312.50
1971	75	69	70	70	284	T31	1,505.00
1972	70	71	71	70	282	T19	3,000.00
1973	75	72			147	CUT	0.00
1974	70	71	70	72	283	T35	1,206.17
1975	70	70	73	77	290	T60	468.66
1976	65	72	71	69	277	T5	8,793.75
1977	75	72			147	CUT	0.00
1978	69	75			144	CUT	0.00
1979	74	71	68	70	283	T13	7,500.00
1980	70	73	70	72	285	T34	2,064.00
1982	68	70	71	72	281	T42	1,400.00
TOTAL							\$26,250.08

Hillman, David (76.00)

Year	1st	2nd	3rd	4th	Total	Finish	Money
1990	81	71			152	CUT	0.00
TOTAL							\$0.00

Hinkle, Lon (72.46)

Year	1st	2nd	3rd	4th	Total	Finish	Money
1976	73	78			151	CUT	0.00
1977	69	74	71	79	293	T66	400.00
1979	70	69	72	71	282	T10	10,000.00
1980	70	75			145	CUT	0.00
1981	74	74			148	CUT	0.00
1982	70	73			143	CUT	0.00
1983	72	69	72	74	287	T31	2,610.00
1985	70	75	72	68	285	T25	3,900.00
1987	76				76	W/D	0.00
1989	73	74			147	CUT	0.00
1990	72	70	75	82	299	87	1,660.00
1992	74	70	72	64	280	T14	16,500.00
TOTAL							\$35,070.00

Hinson, Larry (71.83)

Year	1st	2nd	3rd	4th	Total	Finish	Money
1968	75	75			150	CUT	0.00
1969	71	74	70	74	289	T53	476.19
1970	67	70	69	68	274	T2	23,125.00
1971	73	77			150	CUT	0.00
1972	71	70	72	69	282	T19	3,000.00
1973	70	74			144	CUT	0.00
1974	68	72	73	75	288	T59	493.75
1975	71	76			147	CUT	0.00
TOTAL							\$27,094.94

Hiskey, Babe (72.50)

Year	1st	2nd	3rd	4th	Total	Finish	Money
1967	74	74			148	CUT	0.00
1970	70	73	72	73	288	T64	312.50
1971	71	76			147	CUT	0.00
1972	75	73			148	CUT	0.00
1974	73	69	77	70	289	T63	450.00
1976	69	73	72	71	285	T53	600.00
TOTAL							\$1,362.50

Hiskey, Jim (74.50)

Year	1st	2nd	3rd	4th	Total	Finish	Money
1968	74	75			149	CUT	0.00
TOTAL							\$0.00

Hixon, George (76.50)

Year	1st	2nd	3rd	4th	Total	Finish	Money
1971	75	78			153	CUT	0.00
TOTAL							\$0.00

Individual Player Records

Hjertstedt, Gabriel (71.81)

Year	1st	2nd	3rd	4th	Total	Finish	Money
1997	73	71	75	70	289	T54	3,360.00
1998	70	76	77		223	80	3,240.00
1999	69	70	69	71	279	T5	84,750.00
2000	67	72	73	75	287	T33	14,866.66
2001	68	70	68	73	279	T13	67,666.66
2005	75	76			151	CUT	0.00
TOTAL							\$173,883.32

Hnatiuk, Glen (72.76)

Year	1st	2nd	3rd	4th	Total	Finish	Money
1998	73	72	75		220	T76	3,366.00
2000	73	73			146	CUT	0.00
2001	71	68	71	74	284	T37	14,000.00
2002	73	70	70	71	284	T46	9,922.50
2003	75	80			155	CUT	0.00
2005	78	70			148	CUT	0.00
TOTAL							\$27,288.50

Hoag, Bo (72.00)

Year	1st	2nd	3rd	4th	Total	Finish	Money
2020	68	76			144	CUT	0.00
TOTAL							\$0.00

Hobby, David (74.50)

Year	1st	2nd	3rd	4th	Total	Finish	Money
1987	75	74			149	CUT	0.00
TOTAL							\$0.00

Hobby, Jay (0.00)

Year	1st	2nd	3rd	4th	Total	Finish	Money
TOTAL							\$0.00

Hoch, Scott (71.67)

Year	1st	2nd	3rd	4th	Total	Finish	Money
1980	76	71			147	CUT	0.00
1981	80	71			151	CUT	0.00
1989	68	72	67	75	282	T15	17,000.00
1990	73	72			145	CUT	0.00
1991	72	75			147	CUT	0.00
1993	78	74			152	CUT	0.00
1999	73	70	66	69	278	4	120,000.00
2001	67	68	68	68	271	2	378,000.00
2002	70	69	74	74	287	T60	7,595.00
2003	75				75	W/D	0.00
TOTAL							\$522,595.00

Hodges, Lee (68.13)

Year	1st	2nd	3rd	4th	Total	Finish	Money
2022	65	69	72	65	271	T13	260,892.86
2023	68	65	72	69	274	T31	116,000.00
TOTAL							\$376,892.86

Hoffhine, Ben (77.50)

Year	1st	2nd	3rd	4th	Total	Finish	Money
2003	78	77			155	CUT	0.00
TOTAL							\$0.00

Hoffman, Charley (70.32)

Year	1st	2nd	3rd	4th	Total	Finish	Money
2006	74	71			145	CUT	0.00
2007	69	72	70	71	282	T48	17,593.33
2008	67	71	74	71	283	T38	26,600.00
2009	66	74	71	74	285	T31	39,900.00
2010	68	72	70	70	280	T27	54,375.00
2011	66	66	68		200	T10	200,000.00
2012	77	74			151	CUT	0.00
2013	68	71	79	74	292	70	16,000.00
2014	73	69	69	69	280	T30	46,500.00
2015	69	71	72	72	284	T62	17,572.50
2016	71	69	74	67	281	T13	154,700.00
2017	72	70	70	65	277	T17	131,250.00
2018	69	70	67	70	276	T20	101,160.00
2019	74	67	75	72	288	T77	16,927.50
2020	65	68	68	70	271	T13	175,275.00
2021	73	65	65	71	274	T21	95,791.67
TOTAL							\$1,093,645.00

Hoffmann, Morgan (70.43)

Year	1st	2nd	3rd	4th	Total	Finish	Money
2013	67	76			143	CUT	0.00
2014	70	70	66	69	275	T9	208,000.00
2015	70	68	70	71	279	T39	33,000.00
2017	71	69	70	79	289	T67	17,937.50
TOTAL							\$258,937.50

Hogan, Ben (78.00)

Year	1st	2nd	3rd	4th	Total	Finish	Money
1970	78				78	W/D	0.00
TOTAL							\$0.00

Hoge, Tom (69.36)

Year	1st	2nd	3rd	4th	Total	Finish	Money
2018	74	72			146	CUT	0.00
2020	71	70			141	CUT	0.00
2021	69	64	67	69	269	T4	399,791.67
2022	73	66			139	CUT	0.00
2023	67	69	73	67	276	T43	64,133.34
TOTAL							\$463,925.01

Holland, Mike (75.27)

Year	1st	2nd	3rd	4th	Total	Finish	Money
1980	73	72			145	CUT	0.00
1981	75	81			156	CUT	0.00
1982	74	73			147	CUT	0.00
1983	81				81	DQ	0.00
1984	74	77			151	CUT	0.00
1985	76	72			148	CUT	0.00
TOTAL							\$0.00

Hollifield, Tony (73.00)

Year	1st	2nd	3rd	4th	Total	Finish	Money
1980	73	73			146	CUT	0.00
TOTAL							\$0.00

Holmes, J.B. (71.26)

Year	1st	2nd	3rd	4th	Total	Finish	Money
2006	70	80			150	CUT	0.00
2007	76	66	65	74	281	T41	24,500.00
2008	71	71	73	66	281	T24	55,400.00
2009	73	73	69	70	285	T31	39,900.00
2010	71	72			143	CUT	0.00
2012	71	69	73	69	282	T19	96,960.00
2014	71	77			148	CUT	0.00
2015	70	71	73	69	283	T58	18,232.50
2016	67	72	76	70	285	T41	29,750.00
2017	69	76			145	CUT	0.00
2018	72	72			144	CUT	0.00
2019	70	71	69	71	281	T52	21,354.29
TOTAL							\$286,096.79

Homa, Max (68.94)

Year	1st	2nd	3rd	4th	Total	Finish	Money
2019	66	71	67	75	279	T38	39,775.00
2020	69	71			140	CUT	0.00
2021	74	66	70	68	278	T47	24,330.55
2022	66	69	69	71	275	T42	54,750.00
2023	68	66	65	70	269	T6	584,285.71
TOTAL							\$703,141.26

Homenuik, Wilf (74.50)

Year	1st	2nd	3rd	4th	Total	Finish	Money
1970	74	75			149	CUT	0.00
TOTAL							\$0.00

Hooper, Herb (72.00)

Year	1st	2nd	3rd	4th	Total	Finish	Money
1970	73	72			145	CUT	0.00
1971	71	69	71	70	281	T11	4,468.00
1972	78				78	W/D	0.00
TOTAL							\$4,468.00

Individual Player Records

Horgan III, P.H. (72.63)

Year	1st	2nd	3rd	4th	Total	Finish	Money
1989	70	75			145	CUT	0.00
1990	71	72	69	68	280	T20	11,650.00
1991	67	74	75	71	287	T53	2,315.00
1992	78	72			150	CUT	0.00
1993	74	73	71	73	291	T38	4,200.00
1995	77	77			154	CUT	0.00
1997	74	71	71	73	289	T54	3,360.00
1998	75	73			148	CUT	0.00
1999	74	73			147	CUT	0.00
2000	68	72	72	74	286	T29	19,950.00
2005	72	75			147	CUT	0.00
TOTAL							\$41,475.00

Horn, Rod (76.00)

Year	1st	2nd	3rd	4th	Total	Finish	Money
1968	76				76	W/D	0.00
TOTAL							\$0.00

Horne, John (75.00)

Year	1st	2nd	3rd	4th	Total	Finish	Money
1987	73	77			150	CUT	0.00
TOTAL							\$0.00

Horschel, Billy (70.50)

Year	1st	2nd	3rd	4th	Total	Finish	Money
2013	70	74			144	CUT	0.00
2014	73	73			146	CUT	0.00
2015	76	77			153	CUT	0.00
2016	69	72	70	70	281	T13	154,700.00
2017	70	75			145	CUT	0.00
2018	69	69	65	68	271	T3	522,000.00
2019	72	67	67	70	276	T21	103,600.00
2020	73	70			143	CUT	0.00
2021	71	70	66	69	276	T31	48,925.00
2022	68	71			139	CUT	0.00
TOTAL							\$829,225.00

Hosokawa, Kazuhiko (74.50)

Year	1st	2nd	3rd	4th	Total	Finish	Money
2000	77	72			149	CUT	0.00
TOTAL							\$0.00

Hossler, Beau (69.38)

Year	1st	2nd	3rd	4th	Total	Finish	Money
2018	67	71	66	79	283	T60	18,990.00
2020	73	66	66	72	277	T49	23,169.44
2022	68	69	72	69	278	T57	34,200.00
2023	71	67	65	69	272	T20	233,000.00
TOTAL							\$309,359.44

Hovland, Viktor (68.19)

Year	1st	2nd	3rd	4th	Total	Finish	Money
2020	68	70	68	66	272	T18	117,189.29
2021	68	67	65	77	277	T43	32,775.00
2022	67	70	67	68	272	T20	152,812.50
2023	72	64	65	69	270	T13	386,666.66
TOTAL							\$689,443.45

Howell, David (70.25)

Year	1st	2nd	3rd	4th	Total	Finish	Money
2006	66	68	73	74	281	T13	115,000.00
TOTAL							\$115,000.00

Howell, Jamie (73.50)

Year	1st	2nd	3rd	4th	Total	Finish	Money
1986	73	74			147	CUT	0.00
TOTAL							\$0.00

Howell, Ron (72.67)

Year	1st	2nd	3rd	4th	Total	Finish	Money
1967	75	71			146	CUT	0.00
1968	70	71	75	74	290	T64	0.00
TOTAL							\$0.00

Howell III, Charles (71.34)

Year	1st	2nd	3rd	4th	Total	Finish	Money
2006	71	69	78	73	291	62	12,420.00
2007	75	75			150	CUT	0.00
2008	72	73			145	CUT	0.00
2009	76	70	72	74	292	T70	14,850.00
2010	72	72			144	CUT	0.00
2011	69	69	64		202	T18	100,800.00
2012	71	69	77	70	287	T54	18,000.00
2013	72	66	73	70	281	T33	44,200.00
2014	66	75	68	70	279	T22	70,200.00
2015	70	69	71	73	283	T58	18,232.50
2016	73	74			147	CUT	0.00
2017	69	71	74	73	287	T62	18,637.50
2018	74	72			146	CUT	0.00
2019	69	74			143	CUT	0.00
2020	66	70	68	72	276	T44	30,001.00
TOTAL							\$327,341.00

Howison, Ryan (75.00)

Year	1st	2nd	3rd	4th	Total	Finish	Money
1995	75	76			151	CUT	0.00
2000	74	75			149	CUT	0.00
TOTAL							\$0.00

Hoyt, Ron (75.00)

Year	1st	2nd	3rd	4th	Total	Finish	Money
1974	75	75			150	CUT	0.00
TOTAL							\$0.00

Hubbard, Mark (70.92)

Year	1st	2nd	3rd	4th	Total	Finish	Money
2016	74	75			149	CUT	0.00
2020	67	71	68	68	274	T29	55,860.00
2022	71	73			144	CUT	0.00
2023	69	72	71	72	284	T66	40,800.00
TOTAL							\$96,660.00

Hughes, Bradley (73.19)

Year	1st	2nd	3rd	4th	Total	Finish	Money
1997	70	72	71	74	287	T43	4,567.50
1998	73	79			152	CUT	0.00
1999	76	68	69	73	286	T46	6,587.50
2000	76	69			145	CUT	0.00
2001	73	75			148	CUT	0.00
2005	85	68			153	CUT	0.00
TOTAL							\$11,155.00

Hughes, Mackenzie (69.67)

Year	1st	2nd	3rd	4th	Total	Finish	Money
2017	70	69	73	75	287	T62	18,637.50
2019	73	68	70	73	284	T67	18,777.50
2020	68	68	66	69	271	T13	175,275.00
2021	67	69	69	70	275	T27	69,350.00
2022	67	70	71	68	276	T46	42,330.00
2023	67	68	75	69	279	T58	44,400.00
TOTAL							\$368,770.00

Huh, John (71.35)

Year	1st	2nd	3rd	4th	Total	Finish	Money
2012	70	67	77	70	284	T36	40,200.00
2013	73	64	71	70	278	T15	132,000.00
2014	69	69	74	69	281	T38	32,000.00
2015	78	71			149	CUT	0.00
2016	69	71	73	71	284	T31	45,220.00
2017	76	73			149	CUT	0.00
2018	71	72			143	CUT	0.00
2022	73				73	W/D	0.00
TOTAL							\$249,420.00

Individual Player Records

Hulbert, Mike (72.50)

Year	1st	2nd	3rd	4th	Total	Finish	Money
1985	72	75			147	CUT	0.00
1986	75	65	70	74	284	T18	7,302.86
1987	75	72			147	CUT	0.00
1988	74	72			146	CUT	0.00
1989	69	72	79	78	298	67	2,060.00
1991	69	70	75	69	283	T31	5,671.43
1993	74	73	69	73	289	T31	6,200.00
1994	73	68	73	74	288	T58	2,652.00
1995	68	68	73	75	284	T18	14,100.00
1996	73	69	70	70	282	T11	25,440.00
1998	78	75			153	CUT	0.00
1999	73	77			150	CUT	0.00
2000	74	75			149	CUT	0.00
TOTAL							\$63,426.29

Hull, Brian (75.50)

Year	1st	2nd	3rd	4th	Total	Finish	Money
1997	74	77			151	CUT	0.00
TOTAL							\$0.00

Humenik, Ed (72.81)

Year	1st	2nd	3rd	4th	Total	Finish	Money
1989	72	78			150	CUT	0.00
1991	76	72			148	CUT	0.00
1992	74	70	69	68	281	T20	12,500.00
1993	76	76			152	CUT	0.00
1994	71	76			147	CUT	0.00
1995	71	74	69	73	287	T36	5,775.00
TOTAL							\$18,275.00

Hurley III, Billy (72.17)

Year	1st	2nd	3rd	4th	Total	Finish	Money
2014	74	70			144	CUT	0.00
2016	73	68	76	72	289	T64	17,765.00
TOTAL							\$17,765.00

Huston, John (73.00)

Year	1st	2nd	3rd	4th	Total	Finish	Money
1988	78	74			152	CUT	0.00
1990	74	74			148	CUT	0.00
1994	70	72	75	65	282	T27	7,494.55
2001	74	73			147	CUT	0.00
2005	75	72			147	CUT	0.00
TOTAL							\$7,494.55

Im, Sungjae (68.50)

Year	1st	2nd	3rd	4th	Total	Finish	Money
2019	67	68	76	68	279	T38	39,775.00
2020	75	67			142	CUT	0.00
2021	71	65	67	70	273	T16	144,875.00
2022	70	68	63	69	270	T2	348,750.00
2023	67	65	69	68	269	T6	584,285.71
TOTAL							\$1,117,685.71

Imada, Ryuji (71.94)

Year	1st	2nd	3rd	4th	Total	Finish	Money
2006	73	66	75	68	282	T15	97,750.00
2007	72	75			147	CUT	0.00
2008	76	75			151	CUT	0.00
2009	78	78			156	CUT	0.00
2010	72	65	70	73	280	T27	54,375.00
2011	70	67	70		207	T58	17,520.00
TOTAL							\$169,645.00

Immelman, Trevor (71.41)

Year	1st	2nd	3rd	4th	Total	Finish	Money
2006	72	71	67	71	281	T13	115,000.00
2007	70	78			148	CUT	0.00
2008	70	71	76	73	290	T70	14,000.00
2011	67	70	67		204	T32	39,781.82
2012	75	66	75	75	291	T67	16,240.00
TOTAL							\$185,021.82

Impaglia, Bob (84.00)

Year	1st	2nd	3rd	4th	Total	Finish	Money
1978	84				84	W/D	0.00
TOTAL							\$0.00

Impellittiere, Jerry (80.75)

Year	1st	2nd	3rd	4th	Total	Finish	Money
1978	79	80			159	CUT	0.00
1992	77	87			164	CUT	0.00
TOTAL							\$0.00

Ingraham, Stu (78.00)

Year	1st	2nd	3rd	4th	Total	Finish	Money
1986	79	77			156	CUT	0.00
TOTAL							\$0.00

Inman, Bob (79.00)

Year	1st	2nd	3rd	4th	Total	Finish	Money
1972	81	77			158	CUT	0.00
TOTAL							\$0.00

Inman, Joe (72.11)

Year	1st	2nd	3rd	4th	Total	Finish	Money
1975	69	70	74	70	283	T28	1,700.00
1976	68	71	72	71	282	T40	1,080.00
1977	71	73	70	77	291	T60	562.50
1978	71	73			144	CUT	0.00
1979	74	75			149	CUT	0.00
1980	74	74			148	CUT	0.00
1981	75	68	71	72	286	T29	2,660.00
1984	71	80			151	CUT	0.00
1986	72	68	72	73	285	T25	4,387.50
TOTAL							\$10,390.00

Inman, John (73.13)

Year	1st	2nd	3rd	4th	Total	Finish	Money
1987	70	75	68	71	284	T21	5,802.86
1988	70	77			147	CUT	0.00
1989	75	71			146	CUT	0.00
1990	73	69	73	69	284	T43	3,120.00
1991	68	68	75	76	287	T53	2,315.00
1992	82	71			153	CUT	0.00
1993	79	74			153	CUT	0.00
1994	77	71			148	CUT	0.00
1996	77	76			153	CUT	0.00
TOTAL							\$11,237.86

Irwin, Hale (70.96)

Year	1st	2nd	3rd	4th	Total	Finish	Money
1968	71	72	76	73	292	T68	0.00
1969	74	73			147	CUT	0.00
1970	76	72			148	CUT	0.00
1971	70	70	67	68	275	T2	23,125.00
1972	78	70			148	CUT	0.00
1973	72	73			145	CUT	0.00
1974	70	72	68	69	279	T14	4,375.00
1975	72	65	71	69	277	T6	8,125.00
1976	70	71	69	73	283	T48	759.00
1977	74	69	73	70	286	T35	1,385.63
1979	73	74			147	CUT	0.00
1983	75	71	65	73	284	T16	6,750.00
1986	74	74			148	CUT	0.00
1990	66	69	68	66	269	T1	180,000.00
1991	67	69	67	73	276	T3	58,000.00
1992	73	78			151	CUT	0.00
1994	70	72	65	70	277	T8	32,400.00
TOTAL							\$314,919.63

Isehour, Tripp (73.40)

Year	1st	2nd	3rd	4th	Total	Finish	Money
2001	72	66	79	74	291	T69	6,895.00
2007	76				76	W/D	0.00
TOTAL							\$6,895.00

Individual Player Records

Ishikawa, Ryo (70.38)

Year	1st	2nd	3rd	4th	Total	Finish	Money
2014	67	73	68	70	278	T19	104,000.00
2015	68	74	68	75	285	T66	17,077.50
TOTAL							\$121,077.50

Israelson, Bill (72.00)

Year	1st	2nd	3rd	4th	Total	Finish	Money
1982	70	68	73	70	281	T42	1,400.00
1986	67	75	73	73	288	T41	2,100.00
1987	76	75			151	CUT	0.00
TOTAL							\$3,500.00

Iverson, Don (72.81)

Year	1st	2nd	3rd	4th	Total	Finish	Money
1972	70	74	73	74	291	T59	416.67
1974	72	73			145	CUT	0.00
1975	75	70			145	CUT	0.00
1976	70	72	70	76	288	T75	0.00
1978	73	70	79	74	296	70	450.00
TOTAL							\$866.67

Izawa, Toshimitsu (72.25)

Year	1st	2nd	3rd	4th	Total	Finish	Money
2002	72	70	74	73	289	T71	6,895.00
TOTAL							\$6,895.00

Jacklin, Tony (72.25)

Year	1st	2nd	3rd	4th	Total	Finish	Money
1967	77	73			150	CUT	0.00
1968	71	66	71	74	282	T23	2,034.72
1969	69	77			146	CUT	0.00
1975	76	67	72	74	289	T57	525.00
TOTAL							\$2,559.72

Jackson, David (78.00)

Year	1st	2nd	3rd	4th	Total	Finish	Money
1993	75	81			156	CUT	0.00
TOTAL							\$0.00

Jackson, John (72.50)

Year	1st	2nd	3rd	4th	Total	Finish	Money
1976	73	72			145	CUT	0.00
TOTAL							\$0.00

Jacobs, John (72.33)

Year	1st	2nd	3rd	4th	Total	Finish	Money
1976	70	69	72	67	278	T13	5,250.00
1977	79	77			156	CUT	0.00
TOTAL							\$5,250.00

Jacobs, Tommy (71.19)

Year	1st	2nd	3rd	4th	Total	Finish	Money
1967	71	75			146	CUT	0.00
1968	70	70			140	W/D	0.00
1969	73	72	69	76	290	T58	476.19
1970	67	72	71	69	279	T13	4,375.00
1973	70	72	75	67	284	T44	775.00
TOTAL							\$5,626.19

Jacobsen, Peter (71.85)

Year	1st	2nd	3rd	4th	Total	Finish	Money
1977	71	82			153	CUT	0.00
1979	72	72	72	73	289	T47	1,098.67
1980	70	68	78	73	289	T60	860.00
1981	75	68	76	71	290	T50	945.00
1982	68	62	70	66	266	T2	35,200.00
1983	72	70	71	71	284	T16	6,750.00
1984	72	71	68	68	279	T15	8,750.00
1985	74	68	69	69	280	6	18,000.00
1986	76	73			149	CUT	0.00
1988	79	72			151	CUT	0.00
1989	74	74			148	CUT	0.00
1993	75	74			149	CUT	0.00
1997	72	69	72	70	283	T21	15,000.00
1999	73	72	72	71	288	T62	5,325.00
2005	76	75			151	CUT	0.00
TOTAL							\$91,928.67

Jacobson, Freddie (70.98)

Year	1st	2nd	3rd	4th	Total	Finish	Money
2003	70	70	70	73	283	T36	22,535.72
2004	64	69	74	69	276	8	162,750.00
2005	72	71	72	77	292	T61	12,477.50
2006	67	68	72	71	278	T5	201,968.75
2007	70	67	77	69	283	T54	15,890.00
2008	75	73			148	CUT	0.00
2009	66	72	68	71	277	T6	260,625.00
2010	73	70			143	CUT	0.00
2011	67	68	69		204	T32	39,781.82
2012	71	68	79	73	291	T67	16,240.00
2013	68	68	74	72	282	T37	36,800.00
2014	72	76			148	CUT	0.00
2016	72	75			147	CUT	0.00
TOTAL							\$769,068.79

Jaeckel, Barry (72.45)

Year	1st	2nd	3rd	4th	Total	Finish	Money
1975	72	74			146	CUT	0.00
1976	68	70	70	78	286	T63	517.50
1978	65	73	77	71	286	T49	730.00
1979	70	76	74	73	293	T64	824.00
1980	71	73			144	CUT	0.00
1982	74	74			148	CUT	0.00
1983	77	71			148	CUT	0.00
1984	74	70	70	72	286	T46	1,337.15
1985	72	69	69	71	281	T7	15,583.33
1986	71	73	73	75	292	68	1,224.00
1987	75	74			149	CUT	0.00
1988	77	72			149	CUT	0.00
1989	70	78			148	CUT	0.00
1990	70	72	71	73	286	T59	2,140.00
1995	76	70			146	CUT	0.00
TOTAL							\$22,355.98

Jaeger, Stephan (68.50)

Year	1st	2nd	3rd	4th	Total	Finish	Money
2022	71	67	69	69	276	T46	42,330.00
2023	69	65	69	69	272	T20	233,000.00
TOTAL							\$275,330.00

Jamieson, Jim (71.36)

Year	1st	2nd	3rd	4th	Total	Finish	Money
1969	75	76			151	CUT	0.00
1970	71	66	72	70	279	T13	4,375.00
1971	70	71	72	74	287	T49	410.00
1972	72	75			147	CUT	0.00
1973	68	71	72	66	277	T12	4,687.50
1974	71	73	68	70	282	T26	1,701.44
1976	70	77			147	CUT	0.00
TOTAL							\$11,173.94

January, Don (71.52)

Year	1st	2nd	3rd	4th	Total	Finish	Money
1967	76				76	W/D	0.00
1968	73	71	70	72	286	T50	100.00
1969	70	74	71	75	290	T58	476.19
1975	73	71	72	69	285	T36	1,076.34
1976	71	69	69	71	280	T23	2,286.00
1977	76	69	68	72	285	T30	1,863.00
1978	67	71	72	71	281	T23	2,480.00
1979	70	74	73	70	287	T35	1,930.00
1980	75	72			147	CUT	0.00
TOTAL							\$10,211.53

Individual Player Records

Janzen, Lee (70.78)

Year	1st	2nd	3rd	4th	Total	Finish	Money
1990	69	70	69	68	276	T7	30,125.00
1991	69	76			145	CUT	0.00
1992	70	71	67	69	277	T3	52,000.00
1993	69	72	68	72	281	T3	58,000.00
1994	69	69	64	66	268	1	216,000.00
1995	73	71	69	71	284	T18	14,100.00
1996	73	71	77	71	292	T73	2,268.00
1997	70	72	71	69	282	T17	21,750.00
1999	71	67	69	73	280	T10	51,875.00
2001	73	72			145	CUT	0.00
2002	73	69	70	72	284	T46	9,922.50
2003	74	66	72	76	288	T62	10,650.00
2004	75	67			142	CUT	0.00
2005	73	72	71	71	287	T32	30,475.00
2006	75	75			150	CUT	0.00
2008	71	69	72	72	284	T48	17,400.00
2009	68	75	70	69	282	T20	87,375.00
					TOTAL		\$601,940.50

Jenkins, Tom (72.12)

Year	1st	2nd	3rd	4th	Total	Finish	Money
1974	73	75			148	CUT	0.00
1975	74	72			146	CUT	0.00
1976	74	72			146	CUT	0.00
1977	68	74	70	72	284	T27	2,220.00
1980	72	73			145	CUT	0.00
1982	71	69	67	72	279	T31	2,425.00
1983	73	77			150	CUT	0.00
1984	67	70	71	73	281	T21	5,400.00
1985	74	71	74	77	296	69	1,010.00
					TOTAL		\$11,055.00

Jewell, Jim (76.33)

Year	1st	2nd	3rd	4th	Total	Finish	Money
1971	75	76			151	CUT	0.00
1974	78				78	W/D	0.00
					TOTAL		\$0.00

Jimenez, David (75.75)

Year	1st	2nd	3rd	4th	Total	Finish	Money
1968	75	76			151	CUT	0.00
1973	76	76			152	CUT	0.00
					TOTAL		\$0.00

Jiménez, Miguel Angel (72.57)

Year	1st	2nd	3rd	4th	Total	Finish	Money
2000	66	74	70	74	284	T19	36,360.00
2001	77	74			151	CUT	0.00
2002	73	70	70	77	290	T73	6,615.00
2004	70	67	76	78	291	T76	9,712.50
					TOTAL		\$52,687.50

Jobe, Brandt (71.80)

Year	1st	2nd	3rd	4th	Total	Finish	Money
1991	71	68	69	72	280	T14	18,000.00
2000	71	71	74	71	287	T33	14,866.67
2002	77				77	W/D	0.00
2006	69	71	74	79	293	T66	11,787.50
2011	70	70			140	CUT	0.00
					TOTAL		\$44,654.17

Johansson, Per-Ulrik (70.90)

Year	1st	2nd	3rd	4th	Total	Finish	Money
2001	69	69	72	71	281	T19	39,500.00
2002	72	77			149	CUT	0.00
2003	71	70	72	66	279	T22	45,071.43
					TOTAL		\$84,571.43

Johnson, Clayton (72.50)

Year	1st	2nd	3rd	4th	Total	Finish	Money
1968	74	71			145	CUT	0.00
					TOTAL		\$0.00

Johnson, Doug (78.25)

Year	1st	2nd	3rd	4th	Total	Finish	Money
1980	76	75			151	CUT	0.00
1981	80	79			159	CUT	0.00
1986	76	82			158	CUT	0.00
1987	79	79			158	CUT	0.00
					TOTAL		\$0.00

Johnson, Dustin (68.53)

Year	1st	2nd	3rd	4th	Total	Finish	Money
2008	75	69			144	CUT	0.00
2009	70	74	73	64	281	T15	120,000.00
2010	71	69	64	72	276	T9	202,500.00
2011	66	63	65		194	1	1,440,000.00
2012	67	71	72	68	278	T3	464,000.00
2013	72	71			143	CUT	0.00
2015	70	70	67	65	272	T9	231,000.00
2016	70	72	67	73	282	T18	114,750.00
2017	65	69	67	66	267	1	1,575,000.00
2018	67	67	72	68	274	T11	198,000.00
2019	63	67	74	73	277	T24	74,925.00
2020	67	60	64	63	254	1	1,710,000.00
2021	70	72			142	CUT	0.00
					TOTAL		\$6,130,175.00

Johnson, Eric (73.50)

Year	1st	2nd	3rd	4th	Total	Finish	Money
1997	72	75			147	CUT	0.00
					TOTAL		\$0.00

Johnson, George (72.42)

Year	1st	2nd	3rd	4th	Total	Finish	Money
1970	77	70			147	CUT	0.00
1971	74	75			149	CUT	0.00
1973	72	66	72	72	282	T32	1,353.57
1974	70	75			145	CUT	0.00
1975	75				75	W/D	0.00
1976	72	71	72	71	286	T63	517.50
1977	75	73			148	CUT	0.00
1978	70	74			144	CUT	0.00
					TOTAL		\$1,871.07

Johnson, Gordon (81.00)

Year	1st	2nd	3rd	4th	Total	Finish	Money
1985	81	81			162	CUT	0.00
					TOTAL		\$0.00

Johnson, Howie (71.56)

Year	1st	2nd	3rd	4th	Total	Finish	Money
1967	69	72	70	73	284	T27	1,937.50
1968	70	71	73	71	285	T43	664.29
1969	75	69	71	67	282	T10	5,500.00
1970	70	72	65	74	281	T23	2,110.00
1971	73	74			147	CUT	0.00
1972	68	75	72	71	286	T38	1,083.33
1973	73	72			145	CUT	0.00
1975	75				75	W/D	0.00
1976	73	74			147	CUT	0.00
					TOTAL		\$11,295.12

Johnson, Kevin (71.00)

Year	1st	2nd	3rd	4th	Total	Finish	Money
2001	69	70	74	71	284	T37	14,000.00
					TOTAL		\$14,000.00

Johnson, Richard (71.69)

Year	1st	2nd	3rd	4th	Total	Finish	Money
2003	74	67	72	73	286	T54	11,450.00
2004	69	72	73	73	287	T66	10,815.00
2008	74	69	74	72	289	T68	14,210.00
2009	68	71	73	73	285	T31	39,900.00
					TOTAL		\$76,375.00

Individual Player Records

Johnson, Zach (70.12)

Year	1st	2nd	3rd	4th	Total	Finish	Money
2004	74	66	70	70	280	T23	46,725.00
2007	68	71	70	70	279	T25	49,035.00
2008	72	73			145	CUT	0.00
2009	70	72	67	75	284	T28	53,250.00
2010	69	69	71	70	279	T21	75,000.00
2011	72	69			141	CUT	0.00
2012	68	75	72	70	285	T38	32,000.00
2014	68	70	72	69	279	T22	70,200.00
2015	69	65	67	69	270	T4	363,000.00
2016	73	69	75	69	286	T48	21,624.00
2017	72	71			143	CUT	0.00
2018	72	68	71	69	280	T40	32,400.00
2020	69	69	67	72	277	T49	23,169.44
2021	70	66	70	72	278	T47	24,330.56
TOTAL							\$790,734.00

Johnston, Jimmy (73.67)

Year	1st	2nd	3rd	4th	Total	Finish	Money
1993	76	73			149	CUT	0.00
1997	74	72			146	CUT	0.00
1998	73	74			147	CUT	0.00
TOTAL							\$0.00

Johnston, Ralph (74.33)

Year	1st	2nd	3rd	4th	Total	Finish	Money
1972	73	69	76	78	296	T71	416.66
1975	71	79			150	CUT	0.00
TOTAL							\$416.66

Jonas, Philip (0.00)

Year	1st	2nd	3rd	4th	Total	Finish	Money
TOTAL							\$0.00

Jones, Al (77.50)

Year	1st	2nd	3rd	4th	Total	Finish	Money
1975	74	81			155	CUT	0.00
TOTAL							\$0.00

Jones, Brendan (73.50)

Year	1st	2nd	3rd	4th	Total	Finish	Money
2005	72	71	72	79	294	T66	11,845.00
TOTAL							\$11,845.00

Jones, Gordon (75.00)

Year	1st	2nd	3rd	4th	Total	Finish	Money
1970	76	74			150	CUT	0.00
TOTAL							\$0.00

Jones, Grier (71.74)

Year	1st	2nd	3rd	4th	Total	Finish	Money
1969	71	71	73	70	285	T31	1,428.12
1970	70	69	74	73	286	T55	312.50
1971	72	72	72	75	291	T66	333.33
1972	74	73			147	CUT	0.00
1974	71	68	74	73	286	T47	657.60
1975	70	74	74	69	287	T49	615.00
1976	71	71	70	69	281	T33	1,551.43
1977	67	71	75	75	288	T49	765.00
1978	69	72	66	72	279	T10	6,150.00
1979	75	76			151	CUT	0.00
1981	73	72			145	W/D	0.00
TOTAL							\$11,812.98

Jones, Kent (72.61)

Year	1st	2nd	3rd	4th	Total	Finish	Money
1998	74	72	70		216	T54	4,032.00
1999	77	76			153	CUT	0.00
2001	76	67	74	73	290	T65	7,245.00
2002	74	76			150	CUT	0.00
2003	71	67	73	70	281	T30	31,750.00
2004	71	72			143	CUT	0.00
2005	75	74			149	CUT	0.00
2006	69	71	75	73	288	T47	14,969.17
TOTAL							\$57,996.17

Jones, Matt (71.35)

Year	1st	2nd	3rd	4th	Total	Finish	Money
2008	77	72			149	CUT	0.00
2010	72	70	70	74	286	T60	16,275.00
2013	71	68	72	70	281	T33	44,200.00
2014	72	72			144	CUT	0.00
2015	67	72	72	71	282	T53	19,008.00
2019	67	71	68	72	278	T30	53,765.62
2020	68	71	76	71	286	69	19,665.00
2021	79	70			149	CUT	0.00
TOTAL							\$152,913.62

Jones, Steve (73.26)

Year	1st	2nd	3rd	4th	Total	Finish	Money
1985	80	74			154	CUT	0.00
1986	71	72	77	79	299	T77	1,116.00
1987	71	74	67	73	285	T28	3,904.28
1991	80	66			146	CUT	0.00
1998	70	73	69		212	T24	13,927.50
2006	69	70	79	78	296	T77	10,522.50
TOTAL							\$29,470.28

Jones, Tom (74.00)

Year	1st	2nd	3rd	4th	Total	Finish	Money
1980	74	72			146	CUT	0.00
1981	78	72			150	CUT	0.00
TOTAL							\$0.00

Jordan, Pete (72.43)

Year	1st	2nd	3rd	4th	Total	Finish	Money
1994	70	76			146	CUT	0.00
1995	73	75			148	CUT	0.00
1996	70	73	73	73	289	T53	2,714.67
1997	69	68	69	72	278	T9	42,000.00
1998	77				77	W/D	0.00
1999	75	75			150	CUT	0.00
2000	73	68	75	72	288	T42	9,420.00
2001	71	74			145	CUT	0.00
2002	73	72			145	CUT	0.00
TOTAL							\$54,134.67

Joyce, Mike (76.67)

Year	1st	2nd	3rd	4th	Total	Finish	Money
1969	76	80			156	CUT	0.00
1971	74	73			147	CUT	0.00
1975	83	74			157	CUT	0.00
TOTAL							\$0.00

Joyce, Tom (73.94)

Year	1st	2nd	3rd	4th	Total	Finish	Money
1970	76	70			156	CUT	0.00
1974	74	73			147	CUT	0.00
1975	75	72			147	CUT	0.00
1976	71	72	78	75	296	84	0.00
1977	74	75			149	CUT	0.00
1978	77	76			153	CUT	0.00
1980	72	73			145	CUT	0.00
TOTAL							\$0.00

Julian, Jeff (72.25)

Year	1st	2nd	3rd	4th	Total	Finish	Money
1996	71	69	76	67	283	T16	18,600.00
2001	73	71	75	76	295	T77	6,475.00
TOTAL							\$25,075.00

Jurgensen, Steve (72.60)

Year	1st	2nd	3rd	4th	Total	Finish	Money
1996	75	73			148	CUT	0.00
1998	70	76	69		215	T47	4,623.42
TOTAL							\$4,623.42

Kallam, Mike (80.00)

Year	1st	2nd	3rd	4th	Total	Finish	Money
1974	80				80	W/D	0.00
TOTAL							\$0.00

Individual Player Records

Kamm, Brian (73.37)

Year	1st	2nd	3rd	4th	Total	Finish	Money
1990	74	70			144	CUT	0.00
1991	75	72			147	CUT	0.00
1993	75	68	80	74	297	T63	2,100.00
1994	76	69			145	CUT	0.00
1995	70	75	74	78	297	T74	2,280.00
1996	73	79			152	CUT	0.00
1998	71	70	71		212	T24	13,927.50
TOTAL							\$18,307.50

Kanada, Craig (73.33)

Year	1st	2nd	3rd	4th	Total	Finish	Money
1997	77	70			147	CUT	0.00
2001	76	71			147	CUT	0.00
2007	70	76			146	CUT	0.00
TOTAL							\$0.00

Kane, Jim (72.50)

Year	1st	2nd	3rd	4th	Total	Finish	Money
1984	70	72	75	73	290	60	1,100.00
TOTAL							\$1,100.00

Kang, Sung (71.50)

Year	1st	2nd	3rd	4th	Total	Finish	Money
2016	68	75	75	64	282	T18	114,750.00
2017	70	74			144	CUT	0.00
2018	69	72	67	79	287	75	17,100.00
2019	67	76			143	CUT	0.00
2020	70	75			145	CUT	0.00
TOTAL							\$131,850.00

Karl, Richie (73.00)

Year	1st	2nd	3rd	4th	Total	Finish	Money
1974	71	74			145	CUT	0.00
1976	77	70			147	CUT	0.00
TOTAL							\$0.00

Karlsson, Robert (68.67)

Year	1st	2nd	3rd	4th	Total	Finish	Money
2011	68	68	70		206	T52	18,560.00
TOTAL							\$18,560.00

Kase, Hideki (74.00)

Year	1st	2nd	3rd	4th	Total	Finish	Money
1997	72	76			148	CUT	0.00
TOTAL							\$0.00

Kaser, Monty (74.00)

Year	1st	2nd	3rd	4th	Total	Finish	Money
1967	73	73			146	CUT	0.00
1969	72	78			150	CUT	0.00
1976	76	72			148	CUT	0.00
TOTAL							\$0.00

Kaufman, Smylie (74.50)

Year	1st	2nd	3rd	4th	Total	Finish	Money
2016	75	74			149	CUT	0.00
TOTAL							\$0.00

Kay Jr., Jack (77.00)

Year	1st	2nd	3rd	4th	Total	Finish	Money
1989	75	79			154	CUT	0.00
TOTAL							\$0.00

Kaye, Jonathan (71.96)

Year	1st	2nd	3rd	4th	Total	Finish	Money
1995	76	71			147	CUT	0.00
1998	75	70	71		216	T54	4,032.00
1999	76				76	DQ	0.00
2001	70	74	71	69	284	T37	14,000.00
2002	71	70	77	74	292	T79	6,265.00
2003	70	66	68	67	271	1	900,000.00
2004	73	66	73	80	292	T80	9,397.50
2005	78				78	W/D	0.00
2006	73	70	69	75	287	T42	20,125.00
TOTAL							\$953,819.50

Kaymer, Martin (72.17)

Year	1st	2nd	3rd	4th	Total	Finish	Money
2013	68	70	75	72	285	T50	19,480.00
2014	71	77			148	CUT	0.00
TOTAL							\$19,480.00

Keiser, Herman (74.00)

Year	1st	2nd	3rd	4th	Total	Finish	Money
1968	75	71			146	CUT	0.00
1969	74	76			150	CUT	0.00
TOTAL							\$0.00

Kelley, George (72.33)

Year	1st	2nd	3rd	4th	Total	Finish	Money
1974	72	72	72	73	289	T63	450.00
1976	71	74			145	CUT	0.00
TOTAL							\$450.00

Kelley, Ken (75.50)

Year	1st	2nd	3rd	4th	Total	Finish	Money
1984	74	77			151	CUT	0.00
TOTAL							\$0.00

Kelly, Jerry (71.53)

Year	1st	2nd	3rd	4th	Total	Finish	Money
1996	71	70	72	79	292	T73	2,268.00
1997	75	70	70	77	292	T69	3,000.00
1998	78				78	W/D	0.00
1999	77	76			153	CUT	0.00
2001	72	72	73	71	288	T56	7,770.00
2002	65	70	70	71	276	T7	112,875.00
2003	72	71			143	CUT	0.00
2004	71	69	72	70	282	T32	26,670.00
2006	73	72			145	CUT	0.00
2007	67	70	69	68	274	T9	189,000.00
2008	72	70	71	67	280	T19	84,840.00
2009	72	74	76	66	288	T52	17,400.00
2010	74	73			147	CUT	0.00
2011	69	69	65		203	T24	61,900.00
2012	76	76			152	CUT	0.00
2013	71	72			143	CUT	0.00
2014	74	68	68	71	281	T38	32,000.00
2015	75	73			148	CUT	0.00
2016	70	70	72	72	284	T31	45,220.00
TOTAL							\$582,943.00

Kelly, Paul (73.50)

Year	1st	2nd	3rd	4th	Total	Finish	Money
1967	72	73	72	73	290	64	0.00
1969	73	78			151	CUT	0.00
TOTAL							\$0.00

Kelly, Troy (71.75)

Year	1st	2nd	3rd	4th	Total	Finish	Money
2012	74	66	74	73	287	T54	18,000.00
TOTAL							\$18,000.00

Kendall, Skip (71.53)

Year	1st	2nd	3rd	4th	Total	Finish	Money
1993	73	72	72	75	292	T44	2,890.00
1995	79	81			160	DQ	0.00
1997	73	72	69	70	284	T27	10,425.00
1999	79	71			150	CUT	0.00
2000	67	68	72	80	287	T33	14,866.66
2001	72	70	69	70	281	T19	39,500.00
2002	70	72	70	69	281	T25	25,593.75
2003	68	66	70	70	274	T4	196,875.00
2004	68	71	68	76	283	T42	15,807.27
2005	70	70			140	W/D	0.00
TOTAL							\$305,957.68

Kennedy, John (74.00)

Year	1st	2nd	3rd	4th	Total	Finish	Money
1968	77	75			152	CUT	0.00
1971	78	67	73	74	292	T70	333.00
TOTAL							\$333.00

Individual Player Records

Kern, Ben (74.50)

Year	1st	2nd	3rd	4th	Total	Finish	Money
1971	76	75			151	CUT	0.00
1972	75	75			150	CUT	0.00
1973	70	76			146	CUT	0.00
TOTAL							\$0.00

Kestner, Darrell (74.62)

Year	1st	2nd	3rd	4th	Total	Finish	Money
1983	76	72			148	CUT	0.00
1988	77	77			154	CUT	0.00
1989	71	72	80	76	299	T68	2,030.00
1995	77	75			152	CUT	0.00
1996	74	76			150	CUT	0.00
1998	74	71	70		215	T47	4,623.43
2000	76	76			152	CUT	0.00
2004	75	72			147	CUT	0.00
2006	75	75			150	CUT	0.00
TOTAL							\$6,653.43

Kiely, Jim (79.00)

Year	1st	2nd	3rd	4th	Total	Finish	Money
1982	78	80			158	CUT	0.00
TOTAL							\$0.00

Kim, Anthony (70.29)

Year	1st	2nd	3rd	4th	Total	Finish	Money
2007	68	68	71	70	277	T17	101,500.00
2008	70	67	72	70	279	T12	129,000.00
2009	75	71	71	71	288	T52	17,400.00
2010	73	75			148	CUT	0.00
2011	68	67	68		203	T24	61,900.00
TOTAL							\$309,800.00

Kim, Michael (72.67)

Year	1st	2nd	3rd	4th	Total	Finish	Money
2016	74	72			146	CUT	0.00
2017	68	79			147	CUT	0.00
2018	72	71			143	CUT	0.00
TOTAL							\$0.00

Kim, Si Woo (70.50)

Year	1st	2nd	3rd	4th	Total	Finish	Money
2016	74	72			146	CUT	0.00
2017	72	69	70	73	284	T43	28,058.33
2018	69	72	74	73	288	T76	16,830.00
2019	70	71	76	76	293	84	15,910.00
2020	68	64	70	73	275	T39	39,425.00
2021	72	70			142	CUT	0.00
2022	62	73	72	68	275	T42	54,750.00
2023	68	67	68	68	271	T16	310,000.00
TOTAL							\$464,973.33

Kim, Tom (68.00)

Year	1st	2nd	3rd	4th	Total	Finish	Money
2022	66	70	66	69	271	T13	260,892.86
2023	64	68	69	72	273	T24	158,285.71
TOTAL							\$419,178.57

Kim, Whee (70.38)

Year	1st	2nd	3rd	4th	Total	Finish	Money
2017	69	69	70	74	282	T34	44,187.50
2018	72	68	69	72	281	T48	22,162.50
TOTAL							\$66,350.00

Kimball, Karl (72.50)

Year	1st	2nd	3rd	4th	Total	Finish	Money
1991	75	70			145	CUT	0.00
TOTAL							\$0.00

King, Jim (72.17)

Year	1st	2nd	3rd	4th	Total	Finish	Money
1968	75	68	71	73	287	T55	0.00
1973	72	74			146	CUT	0.00
TOTAL							\$0.00

Kirk, Chris (70.91)

Year	1st	2nd	3rd	4th	Total	Finish	Money
2011	71	68			139	CUT	0.00
2012	68	71	76	71	286	T46	21,080.00
2013	72	72			144	CUT	0.00
2014	71	68	73	71	283	T53	18,520.00
2015	76	68			144	CUT	0.00
2016	72	76			148	CUT	0.00
2017	66	73	71	73	283	T40	35,875.00
2018	70	72	74	74	290	T78	16,380.00
2021	72	68	68	71	279	T56	21,470.00
2022	72	72			144	CUT	0.00
2023	71	67	67	66	271	T16	310,000.00
TOTAL							\$423,325.00

Kisner, Kevin (70.06)

Year	1st	2nd	3rd	4th	Total	Finish	Money
2014	73	72			145	CUT	0.00
2015	67	71	65	73	276	T20	96,112.50
2016	70	72	68	76	286	T48	21,624.00
2017	69	72	70	75	286	T54	19,687.50
2018	69	69	75	73	286	T73	17,370.00
2019	64	70	72	68	274	T12	175,750.00
2020	65	66	70	66	267	T4	427,500.00
2021	76	74			150	CUT	0.00
2022	69	64	70	69	272	T20	152,812.50
TOTAL							\$910,856.50

Kitayama, Kurt (69.50)

Year	1st	2nd	3rd	4th	Total	Finish	Money
2022	70	69			139	CUT	0.00
2023	66	69	69	74	278	T52	46,400.00
TOTAL							\$46,400.00

Kite, Chris (77.50)

Year	1st	2nd	3rd	4th	Total	Finish	Money
1994	82	73			155	CUT	0.00
TOTAL							\$0.00

Kite, Tom (70.52)

Year	1st	2nd	3rd	4th	Total	Finish	Money
1972	71	72	72	70	285	T32	1,425.00
1973	70	65	72	70	277	T12	4,687.50
1974	69	77			146	CUT	0.00
1975	71	72	70	69	282	T21	2,257.14
1976	72	71	66	70	279	T17	3,750.00
1977	71	67	72	71	281	T16	4,350.00
1978	68	70	74	69	281	T23	2,480.00
1979	69	67	74	70	280	6	14,400.00
1980	67	71	71	73	282	T20	4,035.00
1981	73	65	68	74	280	T6	12,520.00
1982	66	64	68	68	266	T2	35,200.00
1983	72	71	73	67	283	T10	9,975.00
1984	70	66	68	72	276	T6	17,375.00
1985	75	69	74	68	286	T30	3,037.66
1988	72	74			146	CUT	0.00
1989	70	67	72	70	279	T5	35,125.00
1992	70	70	67	71	278	T6	33,500.00
1993	68	71	75	70	284	T10	25,000.00
1994	68	74	64	73	279	15	21,600.00
1996	72	71	72	71	286	T31	6,520.00
1998	71	78			149	CUT	0.00
1999	79	70			149	CUT	0.00
2005	74	75			149	CUT	0.00
TOTAL							\$237,237.30

Kizzire, Patton (71.06)

Year	1st	2nd	3rd	4th	Total	Finish	Money
2016	78	69			147	CUT	0.00
2017	73	74			147	CUT	0.00
2018	70	70	73	70	283	T60	18,990.00
2019	66	76			142	CUT	0.00
2021	70	67	69	73	279	T56	21,470.00
2022	69	70			139	CUT	0.00
TOTAL							\$40,460.00

Individual Player Records

Klauk, Jeff (75.50)

Year	1st	2nd	3rd	4th	Total	Finish	Money
2009	74	77			151	CUT	0.00
TOTAL							\$0.00

Klein, Jeff (74.50)

Year	1st	2nd	3rd	4th	Total	Finish	Money
2003	78	71			149	CUT	0.00
TOTAL							\$0.00

Klein, Mike (77.00)

Year	1st	2nd	3rd	4th	Total	Finish	Money
1981	76	78			154	CUT	0.00
TOTAL							\$0.00

Kletcke, Bob (74.50)

Year	1st	2nd	3rd	4th	Total	Finish	Money
1967	72	77			149	CUT	0.00
TOTAL							\$0.00

Knight, Darrell (77.00)

Year	1st	2nd	3rd	4th	Total	Finish	Money
1988	79	75			154	CUT	0.00
TOTAL							\$0.00

Knost, Colt (73.50)

Year	1st	2nd	3rd	4th	Total	Finish	Money
2012	69	79			148	CUT	0.00
2015	70	77			147	CUT	0.00
2016	75	71			146	CUT	0.00
TOTAL							\$0.00

Knox, Kenny (73.03)

Year	1st	2nd	3rd	4th	Total	Finish	Money
1982	69	75			144	CUT	0.00
1984	73	73			146	CUT	0.00
1985	73	70	81	73	297	T70	990.00
1986	71	69	72	70	282	T12	12,150.00
1987	71	74	69	72	286	T35	2,832.86
1988	76	73			149	CUT	0.00
1989	66	70	74	77	287	T36	4,710.00
1990	69	71	71	70	281	T24	7,566.67
1991	73	75			148	CUT	0.00
1992	78	71			149	CUT	0.00
1993	78	78			156	CUT	0.00
1994	76	79			155	CUT	0.00
1995	75	74			149	CUT	0.00
TOTAL							\$28,249.53

Knox, Russell (71.23)

Year	1st	2nd	3rd	4th	Total	Finish	Money
2014	67	69	74	71	281	T38	32,000.00
2015	66	71	67	72	276	T20	96,112.50
2016	73	69	76	70	288	T60	18,445.00
2017	74	75			149	CUT	0.00
2018	73	72			145	CUT	0.00
2019	66	80			146	CUT	0.00
2021	70	72			142	CUT	0.00
2022	70	70			140	CUT	0.00
TOTAL							\$146,557.50

Knudson, George (73.83)

Year	1st	2nd	3rd	4th	Total	Finish	Money
1967	76				76	W/D	0.00
1970	79				79	W/D	0.00
1975	73	71	73	71	288	T54	562.66
TOTAL							\$562.66

Koch, Gary (72.73)

Year	1st	2nd	3rd	4th	Total	Finish	Money
1976	70	75			145	CUT	0.00
1977	73	70	75	72	290	T56	637.50
1978	75	70			145	CUT	0.00
1979	74	75			149	CUT	0.00
1980	74	74			148	CUT	0.00
1982	71	73			144	CUT	0.00
1983	75	69	70	69	283	T10	9,975.00
1984	74	72			146	CUT	0.00
1985	72	73	73	70	288	T42	1,900.00
1986	71	74	73	72	290	T56	1,326.00
1990	77	77			154	CUT	0.00
TOTAL							\$13,838.50

Kochan, Tom (75.50)

Year	1st	2nd	3rd	4th	Total	Finish	Money
1969	77	74			151	CUT	0.00
TOTAL							\$0.00

Kodaira, Satoshi (74.50)

Year	1st	2nd	3rd	4th	Total	Finish	Money
2018	73	76			149	CUT	0.00
TOTAL							\$0.00

Koepka, Brooks (70.36)

Year	1st	2nd	3rd	4th	Total	Finish	Money
2015	72	73			145	CUT	0.00
2016	73	72	73	73	291	T70	16,745.00
2017	72	68	73	72	285	T49	21,595.00
2018	67	65	72	69	273	T8	261,000.00
2019	70	69	69	70	278	T30	53,765.62
2021	70	64	68	74	276	T31	48,925.00
TOTAL							\$402,030.62

Kokrak, Jason (69.66)

Year	1st	2nd	3rd	4th	Total	Finish	Money
2013	70	69	70	67	276	T9	208,000.00
2014	70	71	71	73	285	T61	17,120.00
2015	74	70			144	CUT	0.00
2016	74	66	69	69	278	T7	264,916.67
2017	71	69	70	69	279	T25	69,781.25
2018	71	69	73	67	280	T40	32,400.00
2019	68	70	70	66	274	T12	175,750.00
2020	68	68	70	65	271	T13	175,275.00
2021	70	72			142	CUT	0.00
TOTAL							\$943,242.92

Kraft, Greg (72.85)

Year	1st	2nd	3rd	4th	Total	Finish	Money
1992	67	71	74	76	288	T50	2,362.50
1993	75	77			152	CUT	0.00
1994	73	74			147	CUT	0.00
1995	75	73			148	CUT	0.00
1996	71	68	72	71	282	T11	25,440.00
1997	74	71	75	70	290	T63	3,165.00
1998	69	73	68		210	T12	35,280.00
1999	76	73			149	CUT	0.00
2000	68	76	75	74	293	T68	6,060.00
2001	76	75			151	CUT	0.00
2002	74	76			150	CUT	0.00
2008	76	68			144	CUT	0.00
TOTAL							\$72,307.50

Kraft, Kelly (73.63)

Year	1st	2nd	3rd	4th	Total	Finish	Money
2017	67	74	78	76	295	T70	17,500.00
2018	73	74			147	CUT	0.00
2019	75	72			147	CUT	0.00
TOTAL							\$17,500.00

Individual Player Records

Krak, Mike (74.50)

Year	1st	2nd	3rd	4th	Total	Finish	Money
1967	73	70	76	79	298	78	0.00
1969	75	75			150	CUT	0.00
1971	73	74			147	CUT	0.00
1972	73	77			150	CUT	0.00
1973	78	71			149	CUT	0.00
TOTAL							\$0.00

Kratzert, Billy (72.08)

Year	1st	2nd	3rd	4th	Total	Finish	Money
1976	73	72			145	CUT	0.00
1977	69	68	71	72	280	T13	5,400.00
1978	71	72	67	67	277	4	14,100.00
1979	73	71	74	69	287	T35	1,930.00
1980	74	67	71	72	284	T29	2,600.00
1981	69	74	71	75	289	T40	1,365.60
1983	78	74			152	CUT	0.00
1984	74	72			146	CUT	0.00
1986	74	78			152	CUT	0.00
1987	73	69	71	74	287	T42	2,160.00
1988	73	71	66	72	282	T12	13,300.00
1994	77	75			152	CUT	0.00
1995	75	75			150	CUT	0.00
TOTAL							\$40,855.60

Krenkel, Charlie (71.50)

Year	1st	2nd	3rd	4th	Total	Finish	Money
1982	70	73			143	CUT	0.00
TOTAL							\$0.00

Kresge, Cliff (71.00)

Year	1st	2nd	3rd	4th	Total	Finish	Money
2003	69	71	72	70	282	T34	27,625.00
2004	72	71			143	CUT	0.00
2007	69	70	72	72	283	T54	15,890.00
2008	70	74			144	CUT	0.00
TOTAL							\$43,515.00

Kribel, Joel (75.25)

Year	1st	2nd	3rd	4th	Total	Finish	Money
1999	75	72			147	CUT	0.00
2003	75	79			154	CUT	0.00
TOTAL							\$0.00

Krueger, Gary (73.50)

Year	1st	2nd	3rd	4th	Total	Finish	Money
1984	73	74			147	CUT	0.00
TOTAL							\$0.00

Kuboya, Kenichi (71.25)

Year	1st	2nd	3rd	4th	Total	Finish	Money
2003	72	67	73	73	285	T49	12,340.00
TOTAL							\$12,340.00

Kuchar, Matt (70.28)

Year	1st	2nd	3rd	4th	Total	Finish	Money
2002	74	81			155	CUT	0.00
2003	69	71	70	74	284	T43	16,033.34
2004	76	68			144	CUT	0.00
2007	69	68	69	74	280	T35	33,775.00
2008	74	70			144	CUT	0.00
2009	68	73	68	75	284	T28	53,250.00
2010	68	69	69	66	272	1	1,350,000.00
2011	63	65	68		196	2	864,000.00
2012	72	68	73	72	285	T38	32,000.00
2013	66	65	70	78	279	T19	93,600.00
2014	68	70	68	67	273	T5	292,000.00
2015	71	70	66	72	279	T39	33,000.00
2016	72	72	76	69	289	T64	17,765.00
2017	71	64	68	73	276	T10	187,500.00
2018	72	69	71	71	283	T60	18,990.00
2019	70	73			143	CUT	0.00
2020	69	69	66	68	272	T18	117,189.29
2021	75	74			149	CUT	0.00
2022	71	71			142	CUT	0.00
2023	72	71	70	67	280	T61	43,400.00
TOTAL							\$3,152,502.63

Kudysch, John (78.25)

Year	1st	2nd	3rd	4th	Total	Finish	Money
1979	79	78			157	CUT	0.00
1984	78	78			156	CUT	0.00
TOTAL							\$0.00

Kuehne, Hank (72.75)

Year	1st	2nd	3rd	4th	Total	Finish	Money
2003	75	69			144	CUT	0.00
2005	74	73			147	CUT	0.00
TOTAL							\$0.00

Kulzer, Keith (76.50)

Year	1st	2nd	3rd	4th	Total	Finish	Money
1991	75	73			148	CUT	0.00
1992	79	79			158	CUT	0.00
TOTAL							\$0.00

Kunes, Joe (77.00)

Year	1st	2nd	3rd	4th	Total	Finish	Money
1977	82	76			158	CUT	0.00
1979	77	73			150	CUT	0.00
TOTAL							\$0.00

Kuramoto, Massy (73.67)

Year	1st	2nd	3rd	4th	Total	Finish	Money
1983	73	76			149	CUT	0.00
1993	70	76	70	77	293	T52	2,360.00
TOTAL							\$2,360.00

LaBelle II, Doug (70.25)

Year	1st	2nd	3rd	4th	Total	Finish	Money
2007	69	73	71	68	281	T41	24,500.00
TOTAL							\$24,500.00

Labritz, Rob (76.25)

Year	1st	2nd	3rd	4th	Total	Finish	Money
2001	75	81			156	CUT	0.00
2002	73	76			149	CUT	0.00
TOTAL							\$0.00

Ladehoff, Greg (73.92)

Year	1st	2nd	3rd	4th	Total	Finish	Money
1986	79	76			155	CUT	0.00
1987	76	69	70	72	287	T42	2,160.00
1988	72	74			146	CUT	0.00
1989	76				76	W/D	0.00
1991	69	72	77	79	297	70	2,000.00
TOTAL							\$4,160.00

Individual Player Records

Lahiri, Anirban (71.08)

Year	1st	2nd	3rd	4th	Total	Finish	Money
2017	75	74			149	CUT	0.00
2018	71	71	75	68	285	T71	17,730.00
2021	69	69	71	70	279	T56	21,470.00
2022	71	69			140	CUT	0.00
TOTAL							\$39,200.00

Laird, Martin (70.79)

Year	1st	2nd	3rd	4th	Total	Finish	Money
2008	70	69	72	67	278	T7	203,700.00
2010	69	67	65	71	272	2	810,000.00
2011	71	67	69		207	T58	17,520.00
2012	70	68	77	77	292	T71	15,760.00
2013	74	68	77	76	295	T72	15,520.00
2015	72	71			143	CUT	0.00
2016	66	72	69	75	282	T18	114,750.00
2017	69	69	69	71	278	T20	98,350.00
2018	70	72	71	73	286	T73	17,370.00
2019	71	70	75	75	291	83	16,095.00
2021	73	69			142	CUT	0.00
2022	66	71	68	73	278	T57	34,200.00
TOTAL							\$1,343,265.00

Lamely, Derek (72.50)

Year	1st	2nd	3rd	4th	Total	Finish	Money
2010	74	71			145	CUT	0.00
TOTAL							\$0.00

Lamontagne, Steve (72.50)

Year	1st	2nd	3rd	4th	Total	Finish	Money
1990	71	71	70	74	286	T59	2,140.00
1992	78	75			153	CUT	0.00
1993	74	73	71	68	286	T16	14,500.00
1994	75	70			145	CUT	0.00
TOTAL							\$16,640.00

Lamore, Tom (79.00)

Year	1st	2nd	3rd	4th	Total	Finish	Money
1984	79	79			158	CUT	0.00
TOTAL							\$0.00

Lancaster, Neal (72.30)

Year	1st	2nd	3rd	4th	Total	Finish	Money
1990	72	71	73	73	289	T76	1,850.00
1991	73	70	71	78	292	66	2,080.00
1992	72	72	72	72	288	T50	2,362.50
1993	75	76			151	CUT	0.00
1994	72	75			147	CUT	0.00
1996	68	75	73	72	288	T43	3,506.40
1997	71	72	72	73	288	T51	3,610.00
1999	70	70	71	74	285	T41	9,250.00
2001	77	76			153	CUT	0.00
2002	69	70	73	76	288	T64	7,210.00
2003	73	70			143	CUT	0.00
2004	70	71	70	71	282	T32	26,670.00
2005	72	71	70	74	287	T32	30,475.00
TOTAL							\$87,013.90

Landrum, Ralph (75.00)

Year	1st	2nd	3rd	4th	Total	Finish	Money
1984	70	76			146	CUT	0.00
1985	77	77			154	CUT	0.00
TOTAL							\$0.00

Landry, Andrew (70.75)

Year	1st	2nd	3rd	4th	Total	Finish	Money
2018	73	69	74	72	288	T76	16,830.00
2019	68	67	73	70	278	T30	53,765.63
2020	69	70	69	75	283	67	20,045.00
TOTAL							\$90,640.63

Langer, Bernhard (72.58)

Year	1st	2nd	3rd	4th	Total	Finish	Money
1988	74	69	76	72	291	T54	1,589.00
1998	75	73			148	CUT	0.00
2002	70	74			144	CUT	0.00
2006	70	73	74	71	288	T47	14,969.17
TOTAL							\$16,558.17

Langham, Franklin (72.69)

Year	1st	2nd	3rd	4th	Total	Finish	Money
1996	78	75			153	CUT	0.00
1998	71	75	73		219	T72	3,474.00
2002	71	71	74	72	288	T64	7,210.00
2005	73	71	68	73	285	T19	74,750.00
TOTAL							\$85,434.00

Langley, Jim (76.75)

Year	1st	2nd	3rd	4th	Total	Finish	Money
1968	76	78			154	CUT	0.00
1969	73	80			153	CUT	0.00
TOTAL							\$0.00

Langley, Scott (71.00)

Year	1st	2nd	3rd	4th	Total	Finish	Money
2013	72	69	76	71	288	T62	17,120.00
2014	70	68	76	66	280	T30	46,500.00
TOTAL							\$63,620.00

Lankford, Jeffrey (79.00)

Year	1st	2nd	3rd	4th	Total	Finish	Money
1988	81	77			158	CUT	0.00
TOTAL							\$0.00

Laoretti, Larry (74.25)

Year	1st	2nd	3rd	4th	Total	Finish	Money
1971	75	70	74	78	297	79	333.00
TOTAL							\$333.00

Lardon, Brad (77.00)

Year	1st	2nd	3rd	4th	Total	Finish	Money
1991	73	79			152	CUT	0.00
1994	78	81			159	CUT	0.00
2005	79	72			151	CUT	0.00
TOTAL							\$0.00

Lashley, Nate (71.75)

Year	1st	2nd	3rd	4th	Total	Finish	Money
2019	70	73			143	CUT	0.00
2020	70	74			144	CUT	0.00
TOTAL							\$0.00

Laudien, Mike (78.50)

Year	1st	2nd	3rd	4th	Total	Finish	Money
2001	80	77			157	CUT	0.00
TOTAL							\$0.00

Lauretti, Mario (78.50)

Year	1st	2nd	3rd	4th	Total	Finish	Money
1969	77	80			157	CUT	0.00
TOTAL							\$0.00

Laycock, Scott (72.00)

Year	1st	2nd	3rd	4th	Total	Finish	Money
2003	73	71			144	CUT	0.00
TOTAL							\$0.00

Leaney, Stephen (72.18)

Year	1st	2nd	3rd	4th	Total	Finish	Money
2004	73	67	73	71	284	T53	12,285.00
2005	72	73	68	74	287	T32	30,475.00
2006	73	74			147	CUT	0.00
2007	76				76	W/D	0.00
TOTAL							\$42,760.00

Lebioda, Hank (72.50)

Year	1st	2nd	3rd	4th	Total	Finish	Money
2021	76	69			145	CUT	0.00
TOTAL							\$0.00

Individual Player Records

Lee, Danny (70.58)

Year	1st	2nd	3rd	4th	Total	Finish	Money
2014	67	71	70	73	281	T38	32,000.00
2015	66	71	71	70	278	T30	46,933.33
2016	74	73			147	CUT	0.00
2017	74	71			145	CUT	0.00
2018	67	73	72	67	279	T34	45,450.00
2019	70	69	73	77	289	81	16,465.00
2020	66	64	69	73	272	T18	117,189.28
2022	72	72			144	CUT	0.00
TOTAL							\$258,037.61

Lee, David (75.00)

Year	1st	2nd	3rd	4th	Total	Finish	Money
1970	75	75			150	CUT	0.00
TOTAL							\$0.00

Lee, Dong Hwan (73.50)

Year	1st	2nd	3rd	4th	Total	Finish	Money
2013	75	72			147	CUT	0.00
TOTAL							\$0.00

Lee, K.H. (69.14)

Year	1st	2nd	3rd	4th	Total	Finish	Money
2019	73	71			144	CUT	0.00
2020	67	68	69	70	274	T29	55,860.00
2021	71	68	69	70	278	T47	24,330.56
2022	64	69	69	70	272	T20	152,812.50
TOTAL							\$233,003.06

Lee, Richard (72.00)

Year	1st	2nd	3rd	4th	Total	Finish	Money
2013	75	69			144	CUT	0.00
TOTAL							\$0.00

Lee, Stan (73.75)

Year	1st	2nd	3rd	4th	Total	Finish	Money
1978	72	75			147	CUT	0.00
1979	72	74	71	73	290	T50	950.86
1980	78	75			153	CUT	0.00
TOTAL							\$950.86

Leen, Randy (0.00)

Year	1st	2nd	3rd	4th	Total	Finish	Money
TOTAL							\$0.00

Leggatt, Ian (71.06)

Year	1st	2nd	3rd	4th	Total	Finish	Money
2001	70	69	71	73	283	T32	19,810.00
2002	69	68	67	71	275	T5	133,000.00
2005	68	73	71	75	287	T32	30,475.00
2006	73	70	73	76	292	T63	12,190.00
TOTAL							\$195,475.00

Legrange, Cobie (73.50)

Year	1st	2nd	3rd	4th	Total	Finish	Money
1967	74	74			148	CUT	0.00
1968	73	73			146	CUT	0.00
TOTAL							\$0.00

Lehman, Tom (70.60)

Year	1st	2nd	3rd	4th	Total	Finish	Money
1984	70	76			146	CUT	0.00
1985	74	71	72	72	289	T44	1,554.00
1993	74	69	70	69	282	T5	38,000.00
1995	70	72	73	68	283	T14	21,000.00
1996	71	71	67	70	279	T2	79,200.00
1998	67	72	65		204	3	122,400.00
1999	75	66	72	71	284	T35	12,062.50
2000	72	73			145	CUT	0.00
2001	72	68	72		212	DQ	0.00
2002	68	72	68	68	276	T7	112,875.00
2003	71	70	68	66	275	T8	145,000.00
2004	71	71			142	CUT	0.00
2006	68	71	75	69	283	T18	69,985.72
2007	71	74			145	CUT	0.00
2008	71	73			144	CUT	0.00
TOTAL							\$602,077.22

Lehmann, Ted (73.75)

Year	1st	2nd	3rd	4th	Total	Finish	Money
1987	72	74	72	77	295	T71	1,182.00
TOTAL							\$1,182.00

Leishman, Marc (71.64)

Year	1st	2nd	3rd	4th	Total	Finish	Money
2009	74	77			151	CUT	0.00
2010	70	70	71	71	282	T36	30,784.09
2011	69	68	67		204	T32	39,781.82
2012	77	70			147	CUT	0.00
2013	72	70	75	77	294	T71	15,840.00
2014	75	72			147	CUT	0.00
2015	74	74			148	CUT	0.00
2016	71	78			149	CUT	0.00
2017	71	72			143	CUT	0.00
2018	73	69	70	67	279	T34	45,450.00
2019	73	71			144	CUT	0.00
2020	75	72			147	CUT	0.00
2021	69	70	69	70	278	T47	24,330.55
2022	69	69	75	68	281	T64	32,250.00
TOTAL							\$188,436.46

Leonard, Jeff (74.00)

Year	1st	2nd	3rd	4th	Total	Finish	Money
1995	71	77			148	CUT	0.00
TOTAL							\$0.00

Leonard, Justin (71.18)

Year	1st	2nd	3rd	4th	Total	Finish	Money
1999	71	70	66	75	282	T22	23,208.33
2001	69	75	72	72	288	T56	7,770.00
2005	72	71	67	71	281	T7	173,218.75
2006	72	70	68	75	285	T29	35,773.21
2007	73	73			146	CUT	0.00
2008	70	70	71	67	278	T7	203,700.00
2009	68	75	72	70	285	T31	39,900.00
2010	71	71	71	69	282	T36	30,784.09
2013	74	74			148	CUT	0.00
2014	76	69			145	CUT	0.00
TOTAL							\$514,354.38

Lesher, Greg (73.50)

Year	1st	2nd	3rd	4th	Total	Finish	Money
1992	75	72			147	CUT	0.00
TOTAL							\$0.00

Leslie, Perry (74.67)

Year	1st	2nd	3rd	4th	Total	Finish	Money
1975	74	77			151	CUT	0.00
1976	72	75			147	CUT	0.00
1977	69	81			150	CUT	0.00
TOTAL							\$0.00

Leslie, Tim (78.25)

Year	1st	2nd	3rd	4th	Total	Finish	Money
1970	79	79			158	CUT	0.00
1972	77	78			155	CUT	0.00
TOTAL							\$0.00

Letellier, Ron (75.43)

Year	1st	2nd	3rd	4th	Total	Finish	Money
1968	76	73			149	CUT	0.00
1971	77	69			146	CUT	0.00
1972	80	74			154	CUT	0.00
1976	79				79	W/D	0.00
TOTAL							\$0.00

Letzig, Michael (72.60)

Year	1st	2nd	3rd	4th	Total	Finish	Money
2008	77	73			150	CUT	0.00
2009	69				69	W/D	0.00
2010	72	72			144	CUT	0.00
TOTAL							\$0.00

Levenson, Gavan (73.25)

Year	1st	2nd	3rd	4th	Total	Finish	Money
1984	73	69	76	75	293	T65	1,040.00
TOTAL							\$1,040.00

Individual Player Records

Levet, Thomas (73.00)

Year	1st	2nd	3rd	4th	Total	Finish	Money
2003	74	72			146	CUT	0.00
TOTAL							\$0.00

Levi, Wayne (71.66)

Year	1st	2nd	3rd	4th	Total	Finish	Money
1977	70	75	68	72	285	T30	1,863.00
1979	75	70	71	72	288	T41	1,440.00
1980	74	72			146	CUT	0.00
1981	71	75	74	78	298	70	800.00
1982	70	65	67	68	270	T4	17,600.00
1983	72	75	71	65	283	T10	9,975.00
1984	65	71	75	71	282	T25	3,816.66
1985	72	71	65	73	281	T7	15,583.33
1986	74	66	72	74	286	T33	3,390.00
1987	73	68	71	71	283	T17	8,700.00
1988	71	70	77	71	289	T48	1,806.00
1990	70	72	81		223	W/D	0.00
1991	71	72	67	67	277	T5	36,500.00
1992	73	71	68	73	285	T34	5,160.00
1993	71	74	78	78	301	69	2,020.00
1994	66	74	74	71	285	T50	2,922.00
1995	73	69	70	75	287	T36	5,775.00
1996	73	71	72	73	289	T53	2,714.67
1999	74	76			150	CUT	0.00
TOTAL							\$120,065.66

Levin, Don (73.67)

Year	1st	2nd	3rd	4th	Total	Finish	Money
1981	76	81			157	CUT	0.00
1982	69	72	70	74	285	T67	816.00
TOTAL							\$816.00

Levin, Spencer (71.71)

Year	1st	2nd	3rd	4th	Total	Finish	Money
2005	80	74			154	CUT	0.00
2010	72	69	73	73	287	T64	15,675.00
2011	69	72			141	CUT	0.00
2015	65	71	67	72	275	T16	127,875.00
2016	75	72			147	CUT	0.00
TOTAL							\$143,550.00

Levinson, John (75.50)

Year	1st	2nd	3rd	4th	Total	Finish	Money
1970	77	74			151	CUT	0.00
TOTAL							\$0.00

Lewis, J.L. (71.74)

Year	1st	2nd	3rd	4th	Total	Finish	Money
1995	73	71	71	77	292	T60	2,592.00
1998	73	74			147	CUT	0.00
1999	75	65	73	73	286	T46	6,587.50
2001	72	71	69	69	281	T19	39,500.00
2002	73				73	W/D	0.00
2003	68	68	70	69	275	T8	145,000.00
2004	73	72			145	CUT	0.00
2005	69	73	72	75	289	T46	15,939.00
2006	74	75			149	CUT	0.00
TOTAL							\$209,618.50

Lewis, Jack (71.50)

Year	1st	2nd	3rd	4th	Total	Finish	Money
1970	69	69	70	73	281	T23	2,110.00
1971	70	73	69	73	285	T36	1,143.00
1973	74	75			149	CUT	0.00
TOTAL							\$3,253.00

Lewis, Jeff (76.25)

Year	1st	2nd	3rd	4th	Total	Finish	Money
1986	75	75			150	CUT	0.00
1987	80	75			155	CUT	0.00
TOTAL							\$0.00

Lewis, Tom (72.00)

Year	1st	2nd	3rd	4th	Total	Finish	Money
2020	75	69			144	CUT	0.00
TOTAL							\$0.00

Lichardus, Babe (72.00)

Year	1st	2nd	3rd	4th	Total	Finish	Money
1967	72	70	74	72	288	T47	179.17
TOTAL							\$179.17

Lickliter II, Frank (72.35)

Year	1st	2nd	3rd	4th	Total	Finish	Money
1996	73	73			146	CUT	0.00
1997	76	68	72	75	291	T67	3,075.00
1998	75	70	76		221	78	3,312.00
2000	74	77			151	CUT	0.00
2006	70	67	77	73	287	T42	20,125.00
2007	71	69	70	71	281	T41	24,500.00
2008	71	71	71	74	287	64	14,840.00
TOTAL							\$65,852.00

Liebler, Steven (71.13)

Year	1st	2nd	3rd	4th	Total	Finish	Money
1984	70	73	65	77	285	T41	1,850.00
1985	71	73	69	71	284	T20	5,620.00
TOTAL							\$7,470.00

Lietzke, Bruce (70.96)

Year	1st	2nd	3rd	4th	Total	Finish	Money
1975	70	71	66	67	274	4	11,750.00
1976	65	74	73	69	281	T33	1,551.43
1977	75	69	68	70	282	T20	3,300.00
1978	72	75			147	CUT	0.00
1979	76	68	69	72	285	T23	3,371.42
1980	67	72	69	73	281	T17	6,000.00
1981	75	72			147	CUT	0.00
1991	75	73			148	CUT	0.00
TOTAL							\$25,972.85

Lindsey, Pat (74.08)

Year	1st	2nd	3rd	4th	Total	Finish	Money
1981	75	76			151	CUT	0.00
1983	75				75	W/D	0.00
1984	73	72			145	CUT	0.00
1985	72	75			147	CUT	0.00
1986	75	69	72	77	293	T69	1,206.00
1987	75	77			152	CUT	0.00
TOTAL							\$1,206.00

Lingmerth, David (72.89)

Year	1st	2nd	3rd	4th	Total	Finish	Money
2013	78				78	W/D	0.00
2015	78	72			150	CUT	0.00
2016	72	76			148	CUT	0.00
2017	71	68	68	73	280	T29	58,187.50
TOTAL							\$58,187.50

Lipsky, David (69.00)

Year	1st	2nd	3rd	4th	Total	Finish	Money
2022	67	70	69	70	276	T46	42,330.00
TOTAL							\$42,330.00

List, Luke (71.23)

Year	1st	2nd	3rd	4th	Total	Finish	Money
2016	76	74			150	CUT	0.00
2017	70	70	74	68	282	T34	44,187.50
2018	70	69	68	74	281	T48	22,162.50
2019	69	70	76	73	288	T77	16,927.50
2020	68	75			143	CUT	0.00
2021	71	70	70	72	283	70	19,475.00
2022	71	69			140	CUT	0.00
TOTAL							\$102,752.50

Lister, John (73.36)

Year	1st	2nd	3rd	4th	Total	Finish	Money
1972	75	77			152	CUT	0.00
1974	68	72	70	72	282	T26	1,701.44
1976	72	72			144	CUT	0.00
1977	75	70	75	75	295	T73	0.00
1978	74	80			154	CUT	0.00
TOTAL							\$1,701.44

Individual Player Records

Littler, Gene (70.55)

Year	1st	2nd	3rd	4th	Total	Finish	Money
1967	75	68	70	69	282	T18	3,375.00
1968	71	71	71	69	282	T23	2,034.72
1969	74	73			147	CUT	0.00
1970	68	71	69	72	280	T17	3,125.00
1973	68	69	71	66	274	T5	9,083.33
1974	74	70	68	68	280	T16	3,500.00
1975	68	68	69	66	271	1	50,000.00
1976	70	69	69	71	279	T17	3,750.00
1977	77	73			150	CUT	0.00
1979	75	71	69	71	286	T30	2,484.00
1980	77	73			150	CUT	0.00
TOTAL							\$77,352.05

Lively, John (72.63)

Year	1st	2nd	3rd	4th	Total	Finish	Money
1968	70	70	73	69	282	T23	2,034.73
1969	74	72			146	CUT	0.00
1970	78	75			153	CUT	0.00
TOTAL							\$2,034.73

Loeffler, Bill (0.00)

Year	1st	2nd	3rd	4th	Total	Finish	Money
TOTAL							\$0.00

Loesch, Rod (74.00)

Year	1st	2nd	3rd	4th	Total	Finish	Money
1982	72	76			148	CUT	0.00
TOTAL							\$0.00

Lohr, Bob (73.33)

Year	1st	2nd	3rd	4th	Total	Finish	Money
1985	77	75			152	CUT	0.00
1986	78	71			149	CUT	0.00
1987	73	70	69	76	288	T46	1,800.00
1988	75	70	69	73	287	T36	3,084.25
1989	71	74			145	CUT	0.00
1993	74	76			150	CUT	0.00
1995	75	74			149	CUT	0.00
TOTAL							\$4,884.25

Lohren, Carl (74.63)

Year	1st	2nd	3rd	4th	Total	Finish	Money
1973	70	72	77	78	297	70	375.00
1975	76	75			151	CUT	0.00
1976	76	73			149	CUT	0.00
TOTAL							\$375.00

Lonard, Peter (71.25)

Year	1st	2nd	3rd	4th	Total	Finish	Money
2002	71	68	69	70	278	T9	94,500.00
2003	72	66	71	70	279	T22	45,071.43
2004	67	74	72	70	283	T42	15,807.28
2006	73	67	71	75	286	T36	26,497.91
2007	75	76			151	CUT	0.00
2008	73	75			148	CUT	0.00
TOTAL							\$181,876.62

Long, Adam (71.20)

Year	1st	2nd	3rd	4th	Total	Finish	Money
2019	72	75			147	CUT	0.00
2020	68	67	72	70	277	T49	23,169.45
2021	72	71			143	CUT	0.00
2022	75	70			145	CUT	0.00
TOTAL							\$23,169.45

Long, Michael (71.50)

Year	1st	2nd	3rd	4th	Total	Finish	Money
2005	72	71	71	72	286	T22	48,012.50
TOTAL							\$48,012.50

Longo, Joe (78.00)

Year	1st	2nd	3rd	4th	Total	Finish	Money
1972	78				78	W/D	0.00
TOTAL							\$0.00

Lott, Lyn (72.54)

Year	1st	2nd	3rd	4th	Total	Finish	Money
1974	70	75			145	CUT	0.00
1975	71	68	68	73	280	T14	4,125.00
1976	74	70			144	CUT	0.00
1977	72	69	74	71	286	T35	1,385.62
1980	71	75			146	CUT	0.00
1981	75	73			148	CUT	0.00
1982	66	74	74	69	283	T57	880.00
1983	79	80			159	CUT	0.00
1984	77	73			150	CUT	0.00
TOTAL							\$6,390.62

Lotz, Dick (72.29)

Year	1st	2nd	3rd	4th	Total	Finish	Money
1969	71	71	69	70	281	T8	7,062.50
1970	72	72	71	73	288	T64	312.50
1971	74	76			150	CUT	0.00
1972	72	72	70	72	286	T38	1,083.33
1973	71	76			147	CUT	0.00
1974	74	78			152	CUT	0.00
1975	68	82			150	CUT	0.00
1976	69	71	72	69	281	T33	1,551.43
TOTAL							\$10,009.76

Lotz, John (74.20)

Year	1st	2nd	3rd	4th	Total	Finish	Money
1970	77				77	DQ	0.00
1971	68	76	72	78	294	T75	333.00
TOTAL							\$333.00

Loupe, Andrew (73.50)

Year	1st	2nd	3rd	4th	Total	Finish	Money
2016	73	74			147	CUT	0.00
TOTAL							\$0.00

Loustalot, Tim (73.71)

Year	1st	2nd	3rd	4th	Total	Finish	Money
1995	74	74			148	CUT	0.00
1998	73	70	73		216	T54	4,032.00
1999	79	73			152	CUT	0.00
TOTAL							\$4,032.00

Love III, Davis (71.16)

Year	1st	2nd	3rd	4th	Total	Finish	Money
1991	76	71			147	CUT	0.00
1992	70	71	71	68	280	T14	16,500.00
1994	71	71	69	72	283	T38	5,040.00
1998	73	68	70		211	T17	23,554.28
2000	66	74	74	73	287	T33	14,866.67
2002	71	69	72	74	286	T55	7,910.00
2004	68	71	70	72	281	T28	36,487.50
2007	69	69	72	71	281	T41	24,500.00
2009	70	75	72	70	287	T46	20,400.00
2010	67	74	72	68	281	T31	44,475.00
2011	71	68			139	CUT	0.00
2012	76	72			148	CUT	0.00
2015	75	74			149	CUT	0.00
TOTAL							\$193,733.45

Lovemark, Jamie (71.20)

Year	1st	2nd	3rd	4th	Total	Finish	Money
2016	74	66	69	74	283	T22	72,722.22
2017	78	72			150	CUT	0.00
2018	66	66	73	74	279	T34	45,450.00
TOTAL							\$118,172.22

Individual Player Records

Lowery, Steve (72.03)

Year	1st	2nd	3rd	4th	Total	Finish	Money
1988	71	73	77	72	293	T62	1,484.00
1993	76	72			148	CUT	0.00
1995	73	70	66	74	283	T14	21,000.00
1997	76	70			146	CUT	0.00
1998	66	72	70		208	9	52,200.00
1999	72	73	73	71	289	T66	5,100.00
2000	70	69	69	72	280	10	81,000.00
2001	73	72			145	CUT	0.00
2004	69	70	72	71	282	T32	26,670.00
2005	79	70			149	CUT	0.00
2006	77	73			150	CUT	0.00
2008	73	75			148	CUT	0.00
					TOTAL		\$187,454.00

Lowry, Shane (69.29)

Year	1st	2nd	3rd	4th	Total	Finish	Money
2019	69	67	72	73	281	T52	21,354.28
2020	72	69			141	CUT	0.00
2021	71	67	62	72	272	T11	203,775.00
2022	68	68	71	69	276	T46	42,330.00
					TOTAL		\$267,459.28

Lum, Wren (81.00)

Year	1st	2nd	3rd	4th	Total	Finish	Money
1977	82	80			162	CUT	0.00
					TOTAL		\$0.00

Lunde, Bill (71.56)

Year	1st	2nd	3rd	4th	Total	Finish	Money
2009	70	73	71	76	290	T64	15,750.00
2010	74	76			150	CUT	0.00
2011	69	69	66		204	T32	39,781.81
					TOTAL		\$55,531.81

Lundstrom, David (74.55)

Year	1st	2nd	3rd	4th	Total	Finish	Money
1976	82				82	W/D	0.00
1979	76	71			147	CUT	0.00
1981	71	75	75	69	290	T50	945.00
1985	75	76			151	CUT	0.00
1986	76	74			150	CUT	0.00
					TOTAL		\$945.00

Lunn, Bob (71.82)

Year	1st	2nd	3rd	4th	Total	Finish	Money
1967	74	71	76	71	292	T67	0.00
1968	70	71	68	70	279	T14	4,250.00
1969	68	73	74	73	288	T48	520.48
1970	73	74			147	CUT	0.00
1971	70	72	71	70	283	T22	2,041.67
1973	71	67	69	74	281	T30	1,662.50
1976	73	72			145	CUT	0.00
1977	78	71			149	CUT	0.00
1987	73	74			147	CUT	0.00
					TOTAL		\$8,474.65

Lusk, James (80.50)

Year	1st	2nd	3rd	4th	Total	Finish	Money
1999	85	76			161	CUT	0.00
					TOTAL		\$0.00

Lye, Mark (71.43)

Year	1st	2nd	3rd	4th	Total	Finish	Money
1980	72	66	72	68	278	T7	11,640.00
1981	72	70	74	69	285	T27	3,020.00
1982	68	66	71	73	278	T26	2,960.00
1983	76	73			149	CUT	0.00
1984	71	70	66	72	279	T15	8,750.00
1985	69	73	75	72	289	T44	1,554.00
1986	74	69	73	71	287	T36	2,826.00
1987	76	70	70	74	290	T52	1,392.00
1988	73	71	73	71	288	T44	2,240.00
1989	66	70	71	73	280	T9	27,000.00
1993	75	76			151	CUT	0.00
1994	77	69			146	CUT	0.00
					TOTAL		\$61,382.00

Lyford, Keith (0.00)

Year	1st	2nd	3rd	4th	Total	Finish	Money
					TOTAL		\$0.00

Lyle, Sandy (72.64)

Year	1st	2nd	3rd	4th	Total	Finish	Money
1987	65	72	71	71	279	T7	19,350.00
1988	74	74			148	CUT	0.00
1989	73	75			148	CUT	0.00
1996	76	73			149	CUT	0.00
1998	75				75	W/D	0.00
					TOTAL		\$19,350.00

Lynn, David (69.75)

Year	1st	2nd	3rd	4th	Total	Finish	Money
2013	71	65	69	74	279	T19	93,600.00
					TOTAL		\$93,600.00

Lyons, Denny (73.00)

Year	1st	2nd	3rd	4th	Total	Finish	Money
1972	73	73			146	CUT	0.00
					TOTAL		\$0.00

Lytle, Bill (75.00)

Year	1st	2nd	3rd	4th	Total	Finish	Money
1981	72	78			150	CUT	0.00
					TOTAL		\$0.00

MacKenzie, Will (73.80)

Year	1st	2nd	3rd	4th	Total	Finish	Money
2005	75	74			149	CUT	0.00
2006	72	70	76	78	296	T77	10,522.50
2007	73	73			146	CUT	0.00
2014	71	76			147	CUT	0.00
					TOTAL		\$10,522.50

Magee, Andrew (72.70)

Year	1st	2nd	3rd	4th	Total	Finish	Money
1985	69	72	76	72	289	T44	1,554.00
1986	72	67	71	70	280	T6	20,850.00
1987	70	74	73	77	294	T68	1,212.00
1988	76	71			147	CUT	0.00
1989	69	76			145	CUT	0.00
1990	70	70	71	74	285	T50	2,348.89
1991	70	70	75	74	289	T59	2,190.00
1993	81				81	W/D	0.00
1996	77	75			152	CUT	0.00
2003	71	71	71	71	284	T43	16,033.33
2005	75	78			153	CUT	0.00
					TOTAL		\$44,188.22

Individual Player Records

Maggert, Jeff (71.39)

Year	1st	2nd	3rd	4th	Total	Finish	Money
1991	75	71			146	CUT	0.00
1992	72	68	66	77	283	T26	7,550.00
1993	71	68	74	78	291	T38	4,200.00
1994	72	72	64	69	277	T8	32,400.00
1996	74	68	68	69	279	T2	79,200.00
1997	67	69	66	68	270	2	162,000.00
1998	68	71	67		206	T5	68,400.00
1999	70	66	77	68	281	T18	33,750.00
2000	77	75			152	CUT	0.00
2002	72	71	67	78	288	T64	7,210.00
2004	73	73			146	CUT	0.00
2006	71	71	70	70	282	T15	97,750.00
2007	66	73	73	76	288	T72	13,580.00
2009	71	79			150	CUT	0.00
2010	79				79	W/D	0.00
2012	69	74	74	76	293	T73	15,440.00
2013	69	75			144	CUT	0.00
TOTAL							\$521,480.00

Maginnes, John (73.06)

Year	1st	2nd	3rd	4th	Total	Finish	Money
1996	75	69	72	68	284	T20	13,980.00
1997	76	73			149	CUT	0.00
1999	75	71			146	CUT	0.00
2000	67	71	72	74	284	T19	36,360.00
2003	76	74			150	CUT	0.00
2004	77	73			150	CUT	0.00
2005	76	76			152	CUT	0.00
TOTAL							\$50,340.00

Mahaffey, John (71.53)

Year	1st	2nd	3rd	4th	Total	Finish	Money
1973	71	74			145	CUT	0.00
1975	72	69	67	74	282	T21	2,257.14
1976	71	70	69	67	277	T5	8,793.75
1977	73	72	67	71	283	T23	2,587.50
1978	68	72	72	75	287	T55	645.00
1979	72	72	75	68	287	T35	1,930.00
1980	70	66	73	70	279	T12	8,100.00
1983	73	70	75	68	286	T25	3,435.00
1989	71	72	74	75	292	T58	2,220.00
1990	71	73			144	CUT	0.00
1991	75	70			145	CUT	0.00
1993	74	75			149	CUT	0.00
1994	71	73	68	70	282	T27	7,494.55
1996	78				78	W/D	0.00
1997	72	74			146	CUT	0.00
TOTAL							\$37,462.94

Mahan, Hunter (70.49)

Year	1st	2nd	3rd	4th	Total	Finish	Money
2005	75	67	73	74	289	T46	15,939.00
2006	69	69	75	74	287	T42	20,125.00
2007	70	69	62	76	277	T17	101,500.00
2008	62	73	74	73	282	T31	39,700.00
2009	72	72	68	70	282	T20	87,375.00
2010	70	71	69	71	281	T31	44,475.00
2011	68	69	68		205	T43	23,840.00
2012	73	74			147	CUT	0.00
2013	69	68	72	71	280	T25	58,500.00
2014	66	71	68	65	270	1	1,440,000.00
2015	78	71			149	CUT	0.00
TOTAL							\$1,831,454.00

Makalena, Ted (73.17)

Year	1st	2nd	3rd	4th	Total	Finish	Money
1967	73	72	72	77	294	T70	0.00
1968	75	70			145	CUT	0.00
TOTAL							\$0.00

Mallinger, John (71.71)

Year	1st	2nd	3rd	4th	Total	Finish	Money
2007	68	72	74	74	288	T72	13,580.00
2008	70	73	69	72	284	T48	17,400.00
2009	74	72	70	71	287	T46	20,400.00
2012	72	73			145	CUT	0.00
TOTAL							\$51,380.00

Mallon, Bill (74.50)

Year	1st	2nd	3rd	4th	Total	Finish	Money
1976	76	76			152	CUT	0.00
1977	68	74	75	78	295	T73	0.00
TOTAL							\$0.00

Malnati, Peter (71.50)

Year	1st	2nd	3rd	4th	Total	Finish	Money
2016	73	72	74	75	294	T78	15,555.00
2019	68	76			144	CUT	0.00
2021	70	69	70	69	278	T47	24,330.55
2022	71	71			142	CUT	0.00
TOTAL							\$39,885.55

Maltbie, Roger (71.37)

Year	1st	2nd	3rd	4th	Total	Finish	Money
1976	75	70			145	CUT	0.00
1978	73	74			147	CUT	0.00
1980	69	68	70	71	278	T7	11,640.00
1981	71	71	76	71	289	T40	1,365.60
1983	72	66	70	72	280	7	15,075.00
1984	70	72	70	70	282	T25	3,816.67
1985	70	63	72	70	275	1	90,000.00
1986	72	72	70	68	282	T12	12,150.00
1987	71	67	68	71	277	3	40,800.00
1988	72	74			146	CUT	0.00
1989	74	72			146	CUT	0.00
1990	70	71	73	72	286	T59	2,140.00
1991	67	75	64	75	281	T17	13,533.33
1992	75	72			147	CUT	0.00
1993	75	72	77	74	298	68	2,040.00
1994	73	74			147	CUT	0.00
1995	71	77			148	CUT	0.00
TOTAL							\$192,560.60

Mandes, Ted (74.00)

Year	1st	2nd	3rd	4th	Total	Finish	Money
1974	73	75			148	CUT	0.00
TOTAL							\$0.00

Manero, Tony (80.00)

Year	1st	2nd	3rd	4th	Total	Finish	Money
1967	78				78	W/D	0.00
1968	84	78			162	CUT	0.00
TOTAL							\$0.00

Maness, Mark (76.00)

Year	1st	2nd	3rd	4th	Total	Finish	Money
1988	77	75			152	CUT	0.00
TOTAL							\$0.00

Mann, Bob (72.25)

Year	1st	2nd	3rd	4th	Total	Finish	Money
1979	74	72	72	73	291	T57	888.00
1980	72	68	72	75	287	T47	1,027.43
TOTAL							\$1,915.43

Manolios, Nick (79.25)

Year	1st	2nd	3rd	4th	Total	Finish	Money
1988	80	76			156	CUT	0.00
1989	77	84			161	CUT	0.00
TOTAL							\$0.00

Marad, Dave (72.75)

Year	1st	2nd	3rd	4th	Total	Finish	Money
1971	73	70	76	72	291	T66	333.00
TOTAL							\$333.00

Marantz, Paul (77.50)

Year	1st	2nd	3rd	4th	Total	Finish	Money
2000	78	77			155	CUT	0.00
TOTAL							\$0.00

Individual Player Records

Marino, Steve (71.13)

Year	1st	2nd	3rd	4th	Total	Finish	Money
2007	72	69	74	71	286	T69	14,070.00
2008	71	75			146	CUT	0.00
2009	65	71	68	77	281	T15	120,000.00
2010	70	73			143	CUT	0.00
2011	72	65	74		211	T71	15,840.00
TOTAL							\$149,910.00

Marr, Dave (72.79)

Year	1st	2nd	3rd	4th	Total	Finish	Money
1967	74	77			151	CUT	0.00
1968	77	74			151	CUT	0.00
1969	75	70	68	71	284	T25	1,887.50
1970	72	72	70	70	284	T41	835.72
1971	78				78	DQ	0.00
1972	76	75			151	CUT	0.00
1973	71	71	71	71	284	T44	775.00
TOTAL							\$3,498.22

Marsh, Graham (72.67)

Year	1st	2nd	3rd	4th	Total	Finish	Money
1977	77	72			149	CUT	0.00
1978	71	71	74	71	287	T55	645.00
TOTAL							\$645.00

Marshall, James (73.50)

Year	1st	2nd	3rd	4th	Total	Finish	Money
1974	75	72			147	CUT	0.00
TOTAL							\$0.00

Marti, Fred (71.74)

Year	1st	2nd	3rd	4th	Total	Finish	Money
1967	75	66	72	67	280	T12	4,937.50
1968	70	68	68	72	278	T11	5,500.00
1969	68	77	70	72	287	T43	765.00
1970	68	70	78	75	291	T77	312.50
1972	73	71	71	72	287	T44	705.00
1974	76	72			148	CUT	0.00
1975	76	70			146	CUT	0.00
1978	77				77	W/D	0.00
1979	70	69	76	70	285	T23	3,371.43
1980	71	74			145	CUT	0.00
TOTAL							\$15,591.43

Martin, Ben (71.36)

Year	1st	2nd	3rd	4th	Total	Finish	Money
2014	66	76	70	70	282	T46	21,394.29
2015	69	70	72	75	286	T68	16,830.00
2016	71	70	74	69	284	T31	45,220.00
2017	73	74			147	CUT	0.00
TOTAL							\$83,444.29

Martin, Doug (72.81)

Year	1st	2nd	3rd	4th	Total	Finish	Money
1992	83	72			155	CUT	0.00
1994	73	74			147	CUT	0.00
1995	67	70	72	69	278	T2	129,600.00
1996	73	78			151	CUT	0.00
1997	74	73			147	CUT	0.00
1999	71	70	71	75	287	T54	5,625.00
TOTAL							\$135,225.00

Martindale, Bill (73.33)

Year	1st	2nd	3rd	4th	Total	Finish	Money
1967	71	72	77		220	W/D	0.00
TOTAL							\$0.00

Martinez, Richard (73.25)

Year	1st	2nd	3rd	4th	Total	Finish	Money
1967	78	69			147	CUT	0.00
1969	74	72			146	CUT	0.00
TOTAL							\$0.00

Maruyama, Daisuke (73.25)

Year	1st	2nd	3rd	4th	Total	Finish	Money
2006	68	72	78	75	293	T66	11,787.50
TOTAL							\$11,787.50

Maruyama, Shigeki (71.80)

Year	1st	2nd	3rd	4th	Total	Finish	Money
2000	70	73	67	76	286	T29	19,950.00
2001	75				75	W/D	0.00
2003	67	69	74	71	281	T30	31,750.00
2004	74	69			143	CUT	0.00
2006	73	74			147	CUT	0.00
2007	72	73			145	CUT	0.00
TOTAL							\$51,700.00

Massengale, Don (72.81)

Year	1st	2nd	3rd	4th	Total	Finish	Money
1967	74	72			146	CUT	0.00
1969	70	75	73	70	288	T48	520.48
1970	72	72	70	68	282	T28	1,635.72
1971	78	77			155	CUT	0.00
1972	71	76			147	CUT	0.00
1973	75	72			147	CUT	0.00
TOTAL							\$2,156.20

Massengale, Rik (71.38)

Year	1st	2nd	3rd	4th	Total	Finish	Money
1971	75	75			150	CUT	0.00
1973	69	75			144	CUT	0.00
1974	71	70	72	73	286	T47	657.60
1975	65	74	72	67	278	T9	6,000.00
1976	70	71	68	68	277	T5	8,793.75
1977	71	69	71	69	280	T13	5,400.00
1978	75	74			149	CUT	0.00
1979	79	72			151	CUT	0.00
1980	67	70	75	69	281	T17	6,000.00
1981	73	71	72	72	288	T36	1,925.00
TOTAL							\$28,776.35

Masserio, Jim (72.50)

Year	1st	2nd	3rd	4th	Total	Finish	Money
1974	71	72	74	70	287	T52	562.43
1975	74	73			147	CUT	0.00
1976	74	72			146	CUT	0.00
TOTAL							\$562.43

Massey, Richard (74.00)

Year	1st	2nd	3rd	4th	Total	Finish	Money
2003	74	74			148	CUT	0.00
TOTAL							\$0.00

Mast, Dick (72.68)

Year	1st	2nd	3rd	4th	Total	Finish	Money
1977	75	79			154	CUT	0.00
1987	70	72	71	71	284	T21	5,802.85
1988	71	68	68	73	280	T6	22,662.50
1989	66	68	71	81	286	T32	5,787.50
1991	76	71			147	CUT	0.00
1992	79	73			152	CUT	0.00
1993	73	76			149	CUT	0.00
1995	71	76			147	CUT	0.00
TOTAL							\$34,252.85

Mathis, David (77.00)

Year	1st	2nd	3rd	4th	Total	Finish	Money
2009	79	75			154	CUT	0.00
TOTAL							\$0.00

Matsuyama, Hideki (69.31)

Year	1st	2nd	3rd	4th	Total	Finish	Money
2014	68	70	72	70	280	T30	46,500.00
2015	69	69	67	69	274	T13	159,500.00
2016	71	75			146	CUT	0.00
2017	74	69			143	CUT	0.00
2018	67	73	67	68	275	T15	144,000.00
2019	68	68	70	72	278	T30	53,765.62
2020	70	69	65	70	274	T29	55,860.00
2021	69	68	70	70	277	T43	32,775.00
2023	67	69	70	65	271	T16	310,000.00
TOTAL							\$802,400.62

Individual Player Records

Matteson, Troy (71.05)

Year	1st	2nd	3rd	4th	Total	Finish	Money
2006	73	71			144	CUT	0.00
2007	70	71	70	71	282	T48	17,593.33
2008	75	69			144	CUT	0.00
2009	71	71	69	71	282	T20	87,375.00
2010	71	69	70	72	282	T36	30,784.09
2011	72	67			139	CUT	0.00
2012	68	73	76	73	290	T65	16,720.00
TOTAL							\$152,472.42

Mattiace, Bob (77.00)

Year	1st	2nd	3rd	4th	Total	Finish	Money
1989	74	80			154	W/D	0.00
TOTAL							\$0.00

Mattiace, Ken (76.50)

Year	1st	2nd	3rd	4th	Total	Finish	Money
1986	75	78			153	CUT	0.00
TOTAL							\$0.00

Mattiace, Len (72.06)

Year	1st	2nd	3rd	4th	Total	Finish	Money
1993	75	72	75	73	295	T60	2,180.00
1996	75	70	71	74	290	T62	2,520.00
1997	76	71			147	CUT	0.00
1998	71	74	75		220	T76	3,366.00
1999	69	71	68	75	283	T28	16,267.85
2000	73	72			145	CUT	0.00
2001	74	72			146	CUT	0.00
2002	69	70	72	68	279	T12	66,500.00
2004	73	71			144	CUT	0.00
2005	71	65	73	74	283	T12	112,700.00
2006	72	74			146	CUT	0.00
TOTAL							\$203,533.85

Mauney, Terry (73.70)

Year	1st	2nd	3rd	4th	Total	Finish	Money
1977	73	74			147	CUT	0.00
1979	77	76			153	CUT	0.00
1980	70	68	71	73	282	T20	4,035.00
1981	78	77			155	CUT	0.00
TOTAL							\$4,035.00

Maxwell, Billy (72.32)

Year	1st	2nd	3rd	4th	Total	Finish	Money
1967	74	71	72	71	288	T47	179.17
1968	70	72	77	71	290	T64	0.00
1969	71	79			150	CUT	0.00
1970	72	69	71	71	283	T35	1,270.83
1971	71	71	74	74	290	T62	333.33
1972	73	70	74	73	290	T57	416.67
TOTAL							\$2,200.00

May, Bob (72.33)

Year	1st	2nd	3rd	4th	Total	Finish	Money
1994	72	70	77	71	290	T65	2,508.00
2002	71	73			144	CUT	0.00
TOTAL							\$2,508.00

Mayer, Dick (72.83)

Year	1st	2nd	3rd	4th	Total	Finish	Money
1968	72	70	73	70	285	T43	664.29
1971	75	77			152	CUT	0.00
TOTAL							\$664.29

Mayfair, Billy (72.18)

Year	1st	2nd	3rd	4th	Total	Finish	Money
1989	72	73			145	CUT	0.00
1991	75	75			150	CUT	0.00
1992	72	74			146	CUT	0.00
1993	76	80			156	CUT	0.00
2002	70	71	72	77	290	T73	6,615.00
2003	71	69	70	73	283	T36	22,535.72
2004	68	68	76	78	290	T75	9,975.00
2005	72	68	75	66	281	T7	173,218.75
2006	71	68	77	77	293	T66	11,787.50
2007	70	75			145	CUT	0.00
2008	70	70	73	69	282	T31	39,700.00
2011	71	69			140	CUT	0.00
2012	71	72	71	72	286	T46	21,080.00
TOTAL							\$284,911.97

Mazur, Pete (83.00)

Year	1st	2nd	3rd	4th	Total	Finish	Money
1967	83				83	W/D	0.00
TOTAL							\$0.00

Mazza, John (72.90)

Year	1st	2nd	3rd	4th	Total	Finish	Money
1979	74	72	72	72	290	T50	950.86
1980	71	71	72	74	288	T54	908.00
1981	75	76			151	CUT	0.00
TOTAL							\$1,858.86

McBee, Rives (71.09)

Year	1st	2nd	3rd	4th	Total	Finish	Money
1967	76				76	W/D	0.00
1968	69	66	70	71	276	T6	9,000.00
1969	72	72	74	67	285	T31	1,428.13
1970	75	70			145	CUT	0.00
TOTAL							\$10,428.13

McCallister, Blaine (72.04)

Year	1st	2nd	3rd	4th	Total	Finish	Money
1982	70	73			143	CUT	0.00
1986	73	76			149	CUT	0.00
1988	70	75	72	74	291	T54	1,589.00
1989	73	73			146	CUT	0.00
1990	66	67	70	71	274	T5	38,000.00
1991	75	72			147	CUT	0.00
1992	79	68			147	CUT	0.00
1993	79	74			153	CUT	0.00
1994	72	67	73	72	284	T44	3,628.00
1995	69	71	69	72	281	T8	33,600.00
1996	68	72	74	69	283	T16	18,600.00
1998	70	73	73		216	T54	4,032.00
1999	72	70	68	77	287	T54	5,625.00
2000	73	74			147	CUT	0.00
2001	75	71			146	CUT	0.00
2004	73	75			148	CUT	0.00
TOTAL							\$105,074.00

McCallister, Bob (70.88)

Year	1st	2nd	3rd	4th	Total	Finish	Money
1967	71	67	73	72	283	T22	2,337.50
1968	69	71	72	72	284	T38	1,170.00
TOTAL							\$3,507.50

McCarron, Scott (74.30)

Year	1st	2nd	3rd	4th	Total	Finish	Money
1995	77	73			150	CUT	0.00
1996	73	73			146	CUT	0.00
2000	70	80			150	CUT	0.00
2008	73	75			148	CUT	0.00
2009	76	73			149	CUT	0.00
TOTAL							\$0.00

Individual Player Records

McCarthy, Denny (70.06)

Year	1st	2nd	3rd	4th	Total	Finish	Money
2019	73	71			144	CUT	0.00
2020	69	68	69	71	277	T49	23,169.44
2021	73	68	72	71	284	T71	19,190.00
2022	66	65	71	70	272	T20	152,812.50
2023	67	73	70	74	284	T66	40,800.00
TOTAL							\$235,971.94

McComish, John (73.57)

Year	1st	2nd	3rd	4th	Total	Finish	Money
1983	76	80			156	CUT	0.00
1986	70	73	73	74	290	T56	1,326.00
1987	72	71	72	75	290	T52	1,392.00
1989	74	75			149	CUT	0.00
1990	73	72			145	CUT	0.00
TOTAL							\$2,718.00

McCord, Gary (72.13)

Year	1st	2nd	3rd	4th	Total	Finish	Money
1974	76	68	71	72	287	T52	562.43
1975	74				74	W/D	0.00
1976	70	68	70	74	282	T40	1,080.00
1979	77	69	73	72	291	T57	888.00
1980	73	75			148	CUT	0.00
1982	72	66	71	70	279	T31	2,425.00
1983	78	73			151	CUT	0.00
1984	68	72	67	69	276	T6	17,375.00
1985	76	73			149	CUT	0.00
1986	75	73			148	CUT	0.00
1987	73	78			151	CUT	0.00
TOTAL							\$22,330.43

McCullough, Mike (72.98)

Year	1st	2nd	3rd	4th	Total	Finish	Money
1973	74	74			148	CUT	0.00
1974	73	73			146	CUT	0.00
1975	77	73			150	CUT	0.00
1976	74	76			150	CUT	0.00
1977	72	73	71	73	289	T51	705.00
1978	70	72	73	74	289	T62	555.00
1979	72	73	76	73	294	T71	788.00
1980	70	67	74	71	282	T20	4,035.00
1981	76	70	77	74	297	69	808.00
1983	70	74	78	73	295	T76	837.00
1984	70	71	73	72	286	T46	1,337.14
1985	72	70	68	73	283	T12	8,937.50
1986	77	71			148	CUT	0.00
1987	78	74			152	CUT	0.00
1988	73	73			146	CUT	0.00
1995	68	71	73	82	294	71	2,376.00
TOTAL							\$20,378.64

McCumber, Mark (71.90)

Year	1st	2nd	3rd	4th	Total	Finish	Money
1979	69	72	76	77	294	T71	788.00
1980	69	71	73	71	284	T29	2,600.00
1981	74	70	73	72	289	T40	1,365.60
1982	71	71			142	CUT	0.00
1983	71	69	71	68	279	T4	18,600.00
1984	70	76			146	CUT	0.00
1986	69	73	76	72	290	T56	1,326.00
1988	73	70	73	70	286	T30	4,252.67
1991	71	71	73	74	289	T59	2,190.00
1992	74	74			148	CUT	0.00
1993	73	73	71	74	291	T38	4,200.00
1994	69	72	70	71	282	T27	7,494.55
TOTAL							\$42,816.82

McCumber, Tyler (71.00)

Year	1st	2nd	3rd	4th	Total	Finish	Money
2021	72	70			142	CUT	0.00
TOTAL							\$0.00

McDougal, Ron (78.33)

Year	1st	2nd	3rd	4th	Total	Finish	Money
1992	82	83			165	CUT	0.00
1993	75	76			151	CUT	0.00
1996	77	77			154	CUT	0.00
TOTAL							\$0.00

McDowell, Graeme (71.28)

Year	1st	2nd	3rd	4th	Total	Finish	Money
2005	73	71	67	76	287	T32	30,475.00
2006	70	68	71	71	280	12	132,250.00
2011	72	65	68		205	T43	23,840.00
2012	75	71			146	CUT	0.00
2013	71	72			143	CUT	0.00
2014	70	68	71	72	281	T38	32,000.00
2016	72	76			148	CUT	0.00
2019	71	72			143	CUT	0.00
2020	77	72			149	CUT	0.00
TOTAL							\$218,565.00

McGee, Jerry (71.60)

Year	1st	2nd	3rd	4th	Total	Finish	Money
1968	73	78			151	CUT	0.00
1969	74	75			149	CUT	0.00
1970	68	71	72	74	285	T48	414.28
1972	75	69	71	69	284	T24	1,893.75
1973	74				74	W/D	0.00
1974	68	68	70	68	274	4	11,750.00
1975	73	72			145	CUT	0.00
1976	71	70	66	73	280	T23	2,286.00
1977	70	73	70	78	291	T60	562.50
1978	70	68	75	73	286	T49	730.00
1979	71	67	74	72	284	T17	5,413.33
1980	72				72	W/D	0.00
1981	71	72	71	75	289	T40	1,365.60
TOTAL							\$24,415.46

McGee, Mike (75.00)

Year	1st	2nd	3rd	4th	Total	Finish	Money
1987	76	74			150	CUT	0.00
TOTAL							\$0.00

McGinnis, Tom (72.50)

Year	1st	2nd	3rd	4th	Total	Finish	Money
1976	74	71			145	CUT	0.00
1977	73	71	74	72	290	T56	637.50
TOTAL							\$637.50

McGirt, William (71.00)

Year	1st	2nd	3rd	4th	Total	Finish	Money
2011	64	69	70		203	T24	61,900.00
2012	68	74	67	72	281	T10	160,888.89
2013	72	71			143	CUT	0.00
2014	68	71	68	66	273	T5	292,000.00
2015	78	75			153	CUT	0.00
2016	73	70	75	67	285	T41	29,750.00
2017	69	71	74	72	286	T54	19,687.50
2018	76	75			151	CUT	0.00
TOTAL							\$564,226.39

McGovern, Jim (72.28)

Year	1st	2nd	3rd	4th	Total	Finish	Money
1991	74	73			147	CUT	0.00
1992	72	71	69	72	284	T30	6,350.00
1993	76	71	73	73	293	T52	2,360.00
1994	73	71	70	67	281	T22	11,520.00
1995	74	70	65	74	283	T14	21,000.00
1996	76	75			151	CUT	0.00
1997	72	76			148	CUT	0.00
1998	76				76	W/D	0.00
1999	75	72			147	CUT	0.00
2001	70	72	74	70	286	T50	8,715.00
TOTAL							\$49,945.00

Individual Player Records

McGowan, Jack (73.80)

Year	1st	2nd	3rd	4th	Total	Finish	Money
1968	77				77	W/D	0.00
1970	71	73	77	71	292	79	312.50
TOTAL							\$312.50

McGowan, Pat (72.66)

Year	1st	2nd	3rd	4th	Total	Finish	Money
1979	72	70	80	74	296	73	776.00
1981	72	73	75	69	289	T40	1,365.60
1982	75	75			150	CUT	0.00
1983	72	66	75	71	284	T16	6,750.00
1984	75	72			147	CUT	0.00
1985	70	71	78	73	292	T57	1,115.00
1986	71	71	72	71	285	T25	4,387.50
1988	72	71	76	76	295	T68	1,421.00
1989	72	75			147	CUT	0.00
1990	67	71	75	74	287	T68	2,000.00
1991	69	74	72	74	289	T59	2,190.00
TOTAL							\$20,005.10

McGowan, Jack (77.50)

Year	1st	2nd	3rd	4th	Total	Finish	Money
1980	78	77			155	CUT	0.00
TOTAL							\$0.00

McGreevy, Max (70.50)

Year	1st	2nd	3rd	4th	Total	Finish	Money
2022	69	72			141	CUT	0.00
TOTAL							\$0.00

McIlroy, Rory (69.71)

Year	1st	2nd	3rd	4th	Total	Finish	Money
2010	68	74	71	72	285	T56	16,875.00
2012	69	73	69	72	283	T24	56,700.00
2013	71	65	71	72	279	T19	93,600.00
2014	74	65	70	70	279	T22	70,200.00
2016	71	69	71	73	284	T31	45,220.00
2017	73	68	69	72	282	T34	44,187.50
2019	65	68	70	69	272	T6	299,468.75
2020	69	70	74	69	282	T65	20,330.00
2021	71	70	66	70	277	T43	32,775.00
2022	70	69			139	CUT	0.00
2023	67	66	68	65	266	T3	1,160,000.00
TOTAL							\$1,839,356.25

McIntire, Paul (75.00)

Year	1st	2nd	3rd	4th	Total	Finish	Money
1992	77	73			150	CUT	0.00
TOTAL							\$0.00

McLachlin, Parker (74.00)

Year	1st	2nd	3rd	4th	Total	Finish	Money
2008	74	74			148	CUT	0.00
TOTAL							\$0.00

McLardy, Andrew (73.00)

Year	1st	2nd	3rd	4th	Total	Finish	Money
2001	73	73			146	CUT	0.00
TOTAL							\$0.00

McLean, Jim (76.00)

Year	1st	2nd	3rd	4th	Total	Finish	Money
1978	81	75			156	CUT	0.00
1982	71	77			148	CUT	0.00
TOTAL							\$0.00

McLendon, Mac (71.85)

Year	1st	2nd	3rd	4th	Total	Finish	Money
1968	79	71			150	CUT	0.00
1969	69	85			154	CUT	0.00
1970	73	74			147	CUT	0.00
1971	72	73	67	69	281	T11	4,468.75
1972	69	71	72	69	281	T15	3,875.00
1973	71	73			144	CUT	0.00
1975	73	75			148	CUT	0.00
1976	68	71	71	70	280	T23	2,286.00
1977	71	66	70	72	279	T8	7,530.00
1978	72	67	76	74	289	T62	555.00
1979	68	77	71	74	290	T50	950.86
TOTAL							\$19,665.61

McMasters, Gene (75.50)

Year	1st	2nd	3rd	4th	Total	Finish	Money
1967	74	77			151	CUT	0.00
TOTAL							\$0.00

McNealy, Maverick (69.00)

Year	1st	2nd	3rd	4th	Total	Finish	Money
2020	67	71	70	71	279	T61	20,995.00
2021	69	70	69	67	275	T27	69,350.00
2022	67	67	75	65	274	T31	78,886.37
TOTAL							\$169,231.37

McNeill, George (71.42)

Year	1st	2nd	3rd	4th	Total	Finish	Money
2007	75	72			147	CUT	0.00
2008	68	70	73	71	282	T31	39,700.00
2009	72	76			148	CUT	0.00
2011	71	69			140	CUT	0.00
2012	67	76	71	77	291	T67	16,240.00
2013	71	68	76	69	284	T43	24,960.00
2014	71	73			144	CUT	0.00
2015	71	70	68	69	278	T30	46,933.33
TOTAL							\$127,833.33

McNickle, Artie (71.72)

Year	1st	2nd	3rd	4th	Total	Finish	Money
1975	76	69			145	CUT	0.00
1977	75	68	72	74	289	T51	705.00
1978	72	70	72	70	284	T39	1,230.00
1979	70	70	77	71	288	T41	1,440.00
1980	69	69	73	74	285	T34	2,064.00
TOTAL							\$5,439.00

McNulty, Mark (72.71)

Year	1st	2nd	3rd	4th	Total	Finish	Money
1982	69	69	69	76	283	T57	880.00
1983	72	75	73	69	289	T41	1,492.00
1984	76	68	79	71	294	T68	1,010.00
1985	77	75			152	CUT	0.00
TOTAL							\$3,382.00

McRoy, Spike (74.00)

Year	1st	2nd	3rd	4th	Total	Finish	Money
1997	75	73			148	CUT	0.00
1998	76	82			158	CUT	0.00
2001	72	75			147	CUT	0.00
2003	74	71			145	CUT	0.00
2004	72	70			142	CUT	0.00
TOTAL							\$0.00

McWilliams, Jay (76.50)

Year	1st	2nd	3rd	4th	Total	Finish	Money
2000	74	79			153	CUT	0.00
TOTAL							\$0.00

Individual Player Records

Mediate, Rocco (72.10)

Year	1st	2nd	3rd	4th	Total	Finish	Money
1986	75	71			146	CUT	0.00
1987	71	74	70	67	282	T14	10,800.00
1988	78	74			152	CUT	0.00
1989	65	74	75	75	289	T47	2,568.57
1990	71	69	71	74	285	T50	2,348.89
1991	75	71			146	CUT	0.00
1992	75	68	69	70	282	T22	10,000.00
1993	77	69	73	69	288	T26	7,400.00
1994	74	67	71	71	283	T38	5,040.00
1995	73	71	77	70	291	T55	2,712.00
1996	72	71	75	73	291	T69	2,388.00
1997	73	66	73	75	287	T43	4,567.50
1998	76	71			147	CUT	0.00
1999	75	69	73	69	286	T46	6,587.50
2000	75				75	W/D	0.00
2001	75				75	W/D	0.00
2003	74	70			144	CUT	0.00
2004	71	67	71	74	283	T42	15,807.27
2005	77	67	77	73	294	T66	11,845.00
2006	68				68	W/D	0.00
2007	69	73	74	74	290	75	13,300.00
2008	70	77			147	CUT	0.00
TOTAL							\$95,364.73

Medlin, Scott (74.50)

Year	1st	2nd	3rd	4th	Total	Finish	Money
1996	73	76			149	CUT	0.00
TOTAL							\$0.00

Mednick, Adam (77.50)

Year	1st	2nd	3rd	4th	Total	Finish	Money
1997	77	78			155	CUT	0.00
TOTAL							\$0.00

Meehan, Mike (76.00)

Year	1st	2nd	3rd	4th	Total	Finish	Money
2001	74	78			152	CUT	0.00
TOTAL							\$0.00

Melnyk, Steve (72.44)

Year	1st	2nd	3rd	4th	Total	Finish	Money
1971	69	74	71	73	287	T49	410.00
1972	65	71	79	71	286	T38	1,083.34
1973	70	73	73	73	289	T64	431.25
1974	72	68	72	69	281	T21	2,375.00
1975	72	73			145	CUT	0.00
1976	76	69			145	CUT	0.00
1977	74	74			148	CUT	0.00
1978	74	72			146	CUT	0.00
1981	77	75			152	CUT	0.00
1982	74	68			142	CUT	0.00
1983	74	76			150	CUT	0.00
1984	79	68			147	CUT	0.00
TOTAL							\$4,299.59

Mengert, Al (71.63)

Year	1st	2nd	3rd	4th	Total	Finish	Money
1969	70	71	68	73	282	T10	5,500.00
1970	69	74	76	72	291	T77	312.50
TOTAL							\$5,812.50

Menne, Bob (72.58)

Year	1st	2nd	3rd	4th	Total	Finish	Money
1970	73	72			145	CUT	0.00
1972	71	71	73	68	283	T22	2,425.00
1973	76	72			148	CUT	0.00
1974	74	74			148	CUT	0.00
1975	72	75			147	CUT	0.00
TOTAL							\$2,425.00

Merrick, John (71.43)

Year	1st	2nd	3rd	4th	Total	Finish	Money
2007	74	70			144	CUT	0.00
2008	69	71	70	73	283	T38	26,600.00
2009	68	80			148	CUT	0.00
2010	73	69	73	73	288	T68	15,150.00
2011	68	68	69		205	T43	23,840.00
2012	73	74			147	CUT	0.00
2013	69	73	70	73	285	T50	19,480.00
TOTAL							\$85,070.00

Merritt, Troy (70.35)

Year	1st	2nd	3rd	4th	Total	Finish	Money
2014	69	71	72	70	282	T46	21,394.29
2015	71	71	69	71	282	T53	19,008.00
2016	75	74			149	CUT	0.00
2018	75	75			150	CUT	0.00
2019	62	70	72	70	274	T12	175,750.00
2020	72	67	70	65	274	T29	55,860.00
2021	72	73			145	CUT	0.00
2022	65	65	70	73	273	T28	107,250.00
TOTAL							\$379,262.29

Meshiai, Hajime (73.50)

Year	1st	2nd	3rd	4th	Total	Finish	Money
1994	72	75			147	CUT	0.00
TOTAL							\$0.00

Meskeel, Rick (75.55)

Year	1st	2nd	3rd	4th	Total	Finish	Money
1988	72	73	71	80	296	T70	1,386.00
1989	73	70	73	81	297	T64	2,100.00
1991	76	78			154	CUT	0.00
1995	84				84	W/D	0.00
TOTAL							\$3,486.00

Metz, Craig (76.00)

Year	1st	2nd	3rd	4th	Total	Finish	Money
1970	78	74			152	CUT	0.00
TOTAL							\$0.00

Meyer, Dennis (71.67)

Year	1st	2nd	3rd	4th	Total	Finish	Money
1975	77	67	74	70	288	T54	562.67
1977	71	71			152	CUT	0.00
TOTAL							\$562.67

Micheel, Shaun (72.10)

Year	1st	2nd	3rd	4th	Total	Finish	Money
1997	75	73			148	CUT	0.00
2000	68	73	73	75	289	T51	7,220.00
2001	77	74			151	CUT	0.00
2002	69	68	73	73	283	T39	13,650.00
2003	69	68	73	67	277	T13	91,000.00
2007	71	74			145	CUT	0.00
2010	77	72			149	CUT	0.00
TOTAL							\$111,870.00

Individual Player Records

Mickelson, Phil (70.60)

Year	1st	2nd	3rd	4th	Total	Finish	Money
1993	77	75			152	CUT	0.00
2000	69	70	68	75	282	T13	58,000.00
2002	69	70	71	71	281	T25	25,593.75
2004	69	68	69	73	279	T16	73,650.00
2006	70	70	71	72	283	T18	69,985.71
2007	67	70	69	67	273	T7	225,750.00
2008	70	70	72	68	280	T19	84,840.00
2009	70	75	74	69	288	T52	17,400.00
2010	72	74			146	CUT	0.00
2011	67	70	68		205	T43	23,840.00
2012	68	74	67	76	285	T38	32,000.00
2013	71	69	70	65	275	T6	268,000.00
2014	71	72	75		218	T8	14,720.00
2015	68	71	69	73	281	T50	20,295.00
2016	70	73	70	68	281	T13	154,700.00
2017	72	68	71	75	286	T54	19,687.50
2018	68	68	68	71	275	T15	144,000.00
2019	72	66	75	72	285	T71	17,945.00
2020	74	68			142	CUT	0.00
2021	73	72			145	CUT	0.00
TOTAL							\$1,250,406.96

Middlecoff, Cary (74.00)

Year	1st	2nd	3rd	4th	Total	Finish	Money
1967	75	73			148	CUT	0.00
TOTAL							\$0.00

Mielke, Mark (74.90)

Year	1st	2nd	3rd	4th	Total	Finish	Money
1989	80	74			154	CUT	0.00
1993	73	73	73	78	297	T63	2,100.00
1998	74	79			153	CUT	0.00
2002	74	71			145	CUT	0.00
TOTAL							\$2,100.00

Mikles, Lee (72.50)

Year	1st	2nd	3rd	4th	Total	Finish	Money
1978	71	74			145	CUT	0.00
TOTAL							\$0.00

Milanovich, Ron (73.50)

Year	1st	2nd	3rd	4th	Total	Finish	Money
1980	72	70	77	75	294	T73	772.00
TOTAL							\$772.00

Miles, Eldridge (73.50)

Year	1st	2nd	3rd	4th	Total	Finish	Money
1968	74	73			147	CUT	0.00
TOTAL							\$0.00

Miles, Michael (75.25)

Year	1st	2nd	3rd	4th	Total	Finish	Money
1986	82	71			153	CUT	0.00
1989	74	74			148	CUT	0.00
TOTAL							\$0.00

Miller, Allen (72.35)

Year	1st	2nd	3rd	4th	Total	Finish	Money
1973	76	72			148	CUT	0.00
1974	75				75	W/D	0.00
1976	68	73	75	73	289	T8	0.00
1978	68	74	71	72	285	T44	930.00
1979	72	76			148	CUT	0.00
1980	74				74	W/D	0.00
1982	70	70	71	73	284	T64	840.00
1983	75	78			153	CUT	0.00
1984	70	70	68	70	278	T10	11,500.00
1985	76	71			147	CUT	0.00
TOTAL							\$13,270.00

Miller, Andy (75.00)

Year	1st	2nd	3rd	4th	Total	Finish	Money
2003	70	80			150	CUT	0.00
TOTAL							\$0.00

Miller, Brady (75.50)

Year	1st	2nd	3rd	4th	Total	Finish	Money
1977	74	77			151	CUT	0.00
TOTAL							\$0.00

Miller, Doug (78.00)

Year	1st	2nd	3rd	4th	Total	Finish	Money
1989	79	77			156	CUT	0.00
TOTAL							\$0.00

Miller, Johnny (71.00)

Year	1st	2nd	3rd	4th	Total	Finish	Money
1969	77	78			155	CUT	0.00
1970	69	67	74	72	282	T28	1,635.71
1971	69	76	73	68	286	T44	705.00
1972	70	71	71	72	284	T24	1,893.75
1973	70	71	72	68	281	T30	1,662.50
1974	69	68	65	67	269	1	50,000.00
1975	69	74	71	73	287	T49	615.00
1976	71	67	69	72	279	T17	3,750.00
1977	73	66	69	74	282	T20	3,300.00
1979	73	76			149	CUT	0.00
1980	69	67	74	72	282	T20	4,035.00
1981	73	72	66	70	281	11	10,000.00
1982	72	71			143	CUT	0.00
1983	74				74	W/D	0.00
1988	75	69	70	73	287	T36	3,084.25
1989	71				71	W/D	0.00
TOTAL							\$80,681.21

Miller, Lindy (72.20)

Year	1st	2nd	3rd	4th	Total	Finish	Money
1981	76	73			149	CUT	0.00
1982	68	71	71	72	282	T47	995.20
1983	74	70	73	74	291	T56	990.00
TOTAL							\$1,985.20

Mills, Jon (72.00)

Year	1st	2nd	3rd	4th	Total	Finish	Money
2008	70	74			144	CUT	0.00
TOTAL							\$0.00

Milne, Chuck (74.00)

Year	1st	2nd	3rd	4th	Total	Finish	Money
1977	75	70	76	75	296	77	0.00
TOTAL							\$0.00

Mitchell, Bobby (72.86)

Year	1st	2nd	3rd	4th	Total	Finish	Money
1968	71	71	74	77	293	T73	0.00
1969	73	72	70	78	293	T66	476.19
1970	77	72			149	CUT	0.00
1971	71	72	86	70	299	80	333.33
1972	76	71			147	CUT	0.00
1973	72	67	69	74	282	T32	1,353.57
1974	71	71	72	69	283	T35	1,206.17
1986	69	73	80	72	294	T71	1,182.00
TOTAL							\$4,551.26

Mitchell, Jeff (73.58)

Year	1st	2nd	3rd	4th	Total	Finish	Money
1978	69	75			144	CUT	0.00
1980	77	72			149	CUT	0.00
1981	76	74			150	CUT	0.00
1982	70	74			144	CUT	0.00
1983	75	73			148	CUT	0.00
1984	76	72			148	CUT	0.00
TOTAL							\$0.00

Mitchell, Keith (69.73)

Year	1st	2nd	3rd	4th	Total	Finish	Money
2018	75	76			151	CUT	0.00
2019	70	70	71	72	283	T64	19,425.00
2020	69	68	72	70	279	T61	20,995.00
2021	68	64	70	69	271	T8	277,875.00
2022	68	69	67	70	274	T31	78,886.36
2023	70	68	72	66	276	T43	64,133.34
TOTAL							\$461,314.70

Individual Player Records

Mitchell, Mike (72.17)

Year	1st	2nd	3rd	4th	Total	Finish	Money
1974	72	71	75	70	288	T59	493.75
1976	69	76			145	CUT	0.00
TOTAL							\$493.75

Mitchell, Stiles (76.00)

Year	1st	2nd	3rd	4th	Total	Finish	Money
2006	75	77			152	CUT	0.00
TOTAL							\$0.00

Miyamoto, Katsumasa (75.50)

Year	1st	2nd	3rd	4th	Total	Finish	Money
1999	76	75			151	CUT	0.00
TOTAL							\$0.00

Miyase, Hirofumi (76.50)

Year	1st	2nd	3rd	4th	Total	Finish	Money
2004	75	78			153	CUT	0.00
TOTAL							\$0.00

Mize, Larry (71.96)

Year	1st	2nd	3rd	4th	Total	Finish	Money
1982	68	74			142	CUT	0.00
1984	70	71	75	72	288	T55	1,135.00
1989	68	71	69	75	283	T18	13,040.00
1994	73	73			146	CUT	0.00
2000	69	70	72	75	286	T29	19,950.00
2001	72	72	72	76	292	75	6,650.00
2002	76	69			145	CUT	0.00
2003	72	71			143	CUT	0.00
2005	70	73	70	77	290	T51	13,531.66
TOTAL							\$54,306.66

Moe, Kris (74.25)

Year	1st	2nd	3rd	4th	Total	Finish	Money
1986	73	70	75	79	297	76	1,128.00
TOTAL							\$1,128.00

Mogg, Brian (74.67)

Year	1st	2nd	3rd	4th	Total	Finish	Money
1986	77	73			150	CUT	0.00
1987	77	74			151	CUT	0.00
1988	73	74			147	CUT	0.00
TOTAL							\$0.00

Molder, Bryce (70.55)

Year	1st	2nd	3rd	4th	Total	Finish	Money
2002	71	66	71	71	279	T12	66,500.00
2009	75	74			149	CUT	0.00
2010	72	67	74	69	282	T36	30,784.10
2011	70	68	70		208	T64	16,800.00
2012	70	73	71	72	286	T46	21,080.00
2013	69	69	72	70	280	T25	58,500.00
2014	74	68	68	72	282	T46	21,394.28
2015	66	71	67	69	273	T11	198,000.00
2016	75	73			148	CUT	0.00
TOTAL							\$413,058.38

Molina, Florentino (74.25)

Year	1st	2nd	3rd	4th	Total	Finish	Money
1975	76	73			149	CUT	0.00
1976	76	76			152	CUT	0.00
1977	74	72			146	CUT	0.00
1978	72	75			147	CUT	0.00
TOTAL							\$0.00

Molinari, Francesco (72.70)

Year	1st	2nd	3rd	4th	Total	Finish	Money
2016	76	73			149	CUT	0.00
2017	71	73			144	CUT	0.00
2018	72	72			144	CUT	0.00
2019	69	72	75	74	290	82	16,280.00
TOTAL							\$16,280.00

Mollica, Tony (74.50)

Year	1st	2nd	3rd	4th	Total	Finish	Money
1997	72	77			149	CUT	0.00
TOTAL							\$0.00

Monroe, Lloyd (72.75)

Year	1st	2nd	3rd	4th	Total	Finish	Money
1973	72	75			147	CUT	0.00
1982	73	71			144	CUT	0.00
TOTAL							\$0.00

Montgomerie, Colin (73.00)

Year	1st	2nd	3rd	4th	Total	Finish	Money
1993	76	71	72	73	292	T44	2,890.00
TOTAL							\$2,890.00

Montgomery, Jack (71.50)

Year	1st	2nd	3rd	4th	Total	Finish	Money
1967	73	67	71	74	285	T30	1,625.00
1968	73	69	73	71	286	T50	100.00
1969	71	74	70	70	285	T31	1,428.12
1973	73	72			145	CUT	0.00
TOTAL							\$3,153.12

Montgomery, Ray (77.50)

Year	1st	2nd	3rd	4th	Total	Finish	Money
1969	80	75			155	CUT	0.00
TOTAL							\$0.00

Montgomery, Taylor (68.75)

Year	1st	2nd	3rd	4th	Total	Finish	Money
2023	74	66	68	67	275	T37	88,000.00
TOTAL							\$88,000.00

Moody, Chris (75.00)

Year	1st	2nd	3rd	4th	Total	Finish	Money
1989	73	77			150	CUT	0.00
TOTAL							\$0.00

Moody, Griff (73.00)

Year	1st	2nd	3rd	4th	Total	Finish	Money
1984	71	75			146	CUT	0.00
TOTAL							\$0.00

Moody, Orville (72.00)

Year	1st	2nd	3rd	4th	Total	Finish	Money
1968	69	67	71	76	283	T32	1,531.25
1969	72	75			147	CUT	0.00
1970	75				75	W/D	0.00
1971	72	75			147	CUT	0.00
1973	70	71	71	70	282	T32	1,353.57
1977	71	74	69	75	289	T51	705.00
1978	73	70	67	72	282	T29	1,907.50
1979	78	72			150	CUT	0.00
1980	72	68	74	70	284	T29	2,600.00
1983	74	75			149	CUT	0.00
TOTAL							\$8,097.32

Moore, Patrick (72.00)

Year	1st	2nd	3rd	4th	Total	Finish	Money
2004	73	71			144	CUT	0.00
TOTAL							\$0.00

Moore, Ryan (71.55)

Year	1st	2nd	3rd	4th	Total	Finish	Money
2005	71	74	73	72	290	T51	13,531.67
2007	73	70			143	CUT	0.00
2008	76	78			154	CUT	0.00
2009	68	78	77	69	292	T70	14,850.00
2010	74	71			145	CUT	0.00
2011	67	72			139	CUT	0.00
2012	69	69	70	75	283	T24	56,700.00
2013	67	72	69	72	280	T25	58,500.00
2014	71	76			147	CUT	0.00
2015	75	75			150	CUT	0.00
2016	69	68	72	69	278	T7	264,916.67
2017	72	69	72	72	285	T49	21,595.00
2018	69	75			144	CUT	0.00
2019	68	72	67	68	275	T18	129,500.00
TOTAL							\$559,593.34

Individual Player Records

Moore, Taylor (67.75)

Year	1st	2nd	3rd	4th	Total	Finish	Money
2022	67	70	69	68	274	T31	78,886.37
2023	66	66	65	71	268	5	800,000.00
TOTAL							\$878,886.37

Moore, Tommy (72.33)

Year	1st	2nd	3rd	4th	Total	Finish	Money
1990	69	73	75	68	285	T50	2,348.89
1994	78	71			149	CUT	0.00
TOTAL							\$2,348.89

Moore, Will (73.50)

Year	1st	2nd	3rd	4th	Total	Finish	Money
2006	75	72			147	CUT	0.00
TOTAL							\$0.00

Moran, Paul (73.00)

Year	1st	2nd	3rd	4th	Total	Finish	Money
1972	72	70	78	78	298	73	416.66
1973	69	70	76	71	286	T54	543.84
TOTAL							\$960.50

Moresco, Joe (75.50)

Year	1st	2nd	3rd	4th	Total	Finish	Money
1967	71	73	73	80	297	77	0.00
1970	73	77			150	CUT	0.00
1971	76	81			157	CUT	0.00
TOTAL							\$0.00

Morgan, Gil (71.14)

Year	1st	2nd	3rd	4th	Total	Finish	Money
1974	74	71			145	CUT	0.00
1976	77	75			152	CUT	0.00
1977	72	75			147	CUT	0.00
1978	71	67	71	72	281	T23	2,480.00
1979	71	68	76	67	282	T10	10,000.00
1980	68	68	74	77	287	T47	1,027.42
1981	68	71	73	74	286	T29	2,660.00
1982	69	70	72	69	280	T35	1,888.57
1983	71	76	68	72	287	T31	2,610.00
1984	71	66	71	70	278	T10	11,500.00
1986	69	69	70	67	275	T3	34,800.00
1987	74	72	65	73	284	T21	5,802.86
1988	73	73			146	CUT	0.00
TOTAL							\$72,768.85

Morgan, John (69.75)

Year	1st	2nd	3rd	4th	Total	Finish	Money
2003	72	68	70	69	279	T22	45,071.43
TOTAL							\$45,071.43

Morikawa, Collin (69.19)

Year	1st	2nd	3rd	4th	Total	Finish	Money
2019	71	70	72	68	281	T52	21,354.29
2020	71	72			143	CUT	0.00
2021	74	70			144	CUT	0.00
2022	67	69	66	67	269	T5	480,000.00
2023	65	70	67	68	270	T13	386,666.67
TOTAL							\$888,020.96

Morland IV, David (72.60)

Year	1st	2nd	3rd	4th	Total	Finish	Money
2000	79	74			153	CUT	0.00
2001	71	73	70	76	290	T65	7,245.00
2004	69	70	70	74	283	T42	15,807.27
TOTAL							\$23,052.27

Morley, Mike (73.00)

Year	1st	2nd	3rd	4th	Total	Finish	Money
1976	74				74	W/D	0.00
1980	70	72	74	75	291	T69	800.00
TOTAL							\$800.00

Morris, Kevin (76.50)

Year	1st	2nd	3rd	4th	Total	Finish	Money
1985	77	76			153	CUT	0.00
TOTAL							\$0.00

Morse, John (73.25)

Year	1st	2nd	3rd	4th	Total	Finish	Money
1994	71	75			146	CUT	0.00
1998	73	74			147	CUT	0.00
TOTAL							\$0.00

Moser, Kelley (73.00)

Year	1st	2nd	3rd	4th	Total	Finish	Money
1974	74	69	79	71	293	T69	254.00
1980	77	68			145	CUT	0.00
TOTAL							\$254.00

Moss, Perry (79.00)

Year	1st	2nd	3rd	4th	Total	Finish	Money
1993	79	79			158	CUT	0.00
TOTAL							\$0.00

Mouland, Mark (78.50)

Year	1st	2nd	3rd	4th	Total	Finish	Money
1988	76	81			157	DQ	0.00
TOTAL							\$0.00

Mowlds, Jerry (73.50)

Year	1st	2nd	3rd	4th	Total	Finish	Money
1967	73	74			147	CUT	0.00
TOTAL							\$0.00

Mowry, Larry (72.92)

Year	1st	2nd	3rd	4th	Total	Finish	Money
1967	73	72	74	75	294	T70	0.00
1968	77	71			148	CUT	0.00
1970	75	73			148	CUT	0.00
1971	70	69	76	70	285	T36	1,143.00
TOTAL							\$1,143.00

Mudd, Jodie (73.60)

Year	1st	2nd	3rd	4th	Total	Finish	Money
1982	69	72	71	70	282	T47	995.20
1983	79	75			154	CUT	0.00
1984	74	75			149	CUT	0.00
1985	75	76			151	CUT	0.00
TOTAL							\$995.20

Muehr, Michael (73.13)

Year	1st	2nd	3rd	4th	Total	Finish	Money
2001	75	72			147	CUT	0.00
2002	65	76	68	72	281	T25	25,593.75
2003	78	79			157	CUT	0.00
TOTAL							\$25,593.75

Mullinax, Trey (68.88)

Year	1st	2nd	3rd	4th	Total	Finish	Money
2018	68	74	73	67	282	T56	20,250.00
2022	66	67	66	70	269	T5	480,000.00
TOTAL							\$500,250.00

Muñoz, Sebastián (68.88)

Year	1st	2nd	3rd	4th	Total	Finish	Money
2019	70	69	68	73	280	T43	27,565.00
2020	65	71	69	67	272	T18	117,189.29
2021	68	69	68	69	274	T21	95,791.67
2022	68	68	71	69	276	T46	42,330.00
TOTAL							\$282,875.96

Murchison, Bill (73.63)

Year	1st	2nd	3rd	4th	Total	Finish	Money
1980	75	72			147	CUT	0.00
1983	71	77			148	CUT	0.00
1993	74	73	77	70	294	T55	2,260.00
TOTAL							\$2,260.00

Individual Player Records

Murphy, Bob (71.84)

Year	1st	2nd	3rd	4th	Total	Finish	Money
1968	64	69	68	72	273	T2	20,416.66
1969	73	72	70	71	286	T39	1,087.50
1970	70	70	72	74	286	T55	312.50
1971	73	74			147	CUT	0.00
1972	67	71	76	77	291	T59	416.67
1973	67	70	68	67	272	2	28,500.00
1974	68	74	74	71	287	T52	562.43
1975	71	73	72	69	285	T36	1,076.34
1978	71	72	66	69	278	T5	9,930.00
1979	73	68	69	71	281	T7	12,466.66
1980	67	67	70	75	279	T12	8,100.00
1981	71	73	70	75	289	T40	1,365.60
1982	72	67	71	72	282	T47	995.20
1983	79	73			152	CUT	0.00
1984	68	75	72	71	286	T46	1,337.15
1985	70	73	74	80	297	T70	990.00
1986	81	78			159	CUT	0.00
1987	77	73			150	CUT	0.00
1988	73	74			147	CUT	0.00
1989	73	85			158	CUT	0.00
TOTAL							\$87,556.71

Murphy, Dennis (75.50)

Year	1st	2nd	3rd	4th	Total	Finish	Money
1970	76	75			151	CUT	0.00
TOTAL							\$0.00

Murphy, Sean (73.14)

Year	1st	2nd	3rd	4th	Total	Finish	Money
1991	71	69	72	73	285	T41	3,315.55
1994	75	75			150	CUT	0.00
1999	69	74	75	73	291	T72	4,850.00
2000	70	77			147	CUT	0.00
2001	73	78			151	CUT	0.00
TOTAL							\$8,165.55

Murray, Grayson (73.00)

Year	1st	2nd	3rd	4th	Total	Finish	Money
2017	72	68	71	76	287	T62	18,637.50
2018	78				78	W/D	0.00
TOTAL							\$18,637.50

Na, Kevin (70.35)

Year	1st	2nd	3rd	4th	Total	Finish	Money
2004	72	73			145	CUT	0.00
2005	77	75			152	CUT	0.00
2007	73	71			144	CUT	0.00
2008	72	70	68	72	282	T31	39,700.00
2009	73	72	71	67	283	T24	63,937.50
2010	72	69	69	72	282	T36	30,784.09
2011	70	69			139	CUT	0.00
2012	73	71			144	CUT	0.00
2014	70	66	70	69	275	T9	208,000.00
2015	69	69	67	71	276	T20	96,112.50
2016	72	75			147	CUT	0.00
2017	71	71	69	69	280	T29	58,187.50
2018	67	75	66	67	275	T15	144,000.00
2019	69	67	72	80	288	T77	16,927.50
2020	71	65	73	66	275	T39	39,425.00
2021	67	66	70	68	271	T8	277,875.00
TOTAL							\$974,949.09

Nagle, Kel (73.17)

Year	1st	2nd	3rd	4th	Total	Finish	Money
1967	76	70			146	CUT	0.00
1968	72	74			146	CUT	0.00
1969	74	73			147	CUT	0.00
TOTAL							\$0.00

Nakajima, Tommy (72.40)

Year	1st	2nd	3rd	4th	Total	Finish	Money
1984	73	70	77	74	294	T68	1,010.00
1987	74	74			148	CUT	0.00
1988	73	71	71	67	282	T12	13,300.00
TOTAL							\$14,310.00

Nakamura, Tohru (73.50)

Year	1st	2nd	3rd	4th	Total	Finish	Money
1980	76	71			147	CUT	0.00
TOTAL							\$0.00

Nelford, Jim (73.43)

Year	1st	2nd	3rd	4th	Total	Finish	Money
1979	76	74			150	CUT	0.00
1981	74	73			147	CUT	0.00
1983	71	72	73	77	293	T68	895.50
1984	73	70	72	71	286	T46	1,337.14
1987	76	76			152	CUT	0.00
TOTAL							\$2,232.64

Nelson, Larry (72.68)

Year	1st	2nd	3rd	4th	Total	Finish	Money
1974	71	71	74	70	286	T47	657.60
1976	85				85	W/D	0.00
1977	72	73	76	74	295	T73	0.00
1978	69	69	73	68	279	T10	6,150.00
1979	79				79	W/D	0.00
1980	71	70	76	72	289	T60	860.00
1989	69	69	73	75	286	T32	5,787.50
TOTAL							\$13,455.10

NeSmith, Matthew (70.30)

Year	1st	2nd	3rd	4th	Total	Finish	Money
2020	70	71			141	CUT	0.00
2021	74	70			144	CUT	0.00
2022	69	70			139	CUT	0.00
2023	69	71	68	71	279	T58	44,400.00
TOTAL							\$44,400.00

Nevil, Dwight (72.13)

Year	1st	2nd	3rd	4th	Total	Finish	Money
1972	66	65	73	71	275	3	17,750.00
1973	70	68	71	71	280	T27	1,850.00
1974	76	77			153	CUT	0.00
1975	78	74			152	CUT	0.00
1976	73	72			145	CUT	0.00
1977	75	74			149	CUT	0.00
TOTAL							\$19,600.00

Newquist, Dave (75.33)

Year	1st	2nd	3rd	4th	Total	Finish	Money
1975	78	73			151	CUT	0.00
1976	72	79			151	CUT	0.00
1977	76	74			150	CUT	0.00
TOTAL							\$0.00

Newton, Jack (73.60)

Year	1st	2nd	3rd	4th	Total	Finish	Money
1977	76	71			147	CUT	0.00
1978	69	73	71	71	284	T39	1,230.00
1979	75	77			152	CUT	0.00
1980	77	76			153	CUT	0.00
TOTAL							\$1,230.00

Individual Player Records

Nichols, Bobby (71.36)

Year	1st	2nd	3rd	4th	Total	Finish	Money
1968	68	68	73	74	283	T32	1,531.25
1969	69	72	75	69	285	T31	1,428.13
1970	71	72	72	68	283	T35	1,270.84
1971	70	69	70	70	279	T6	8,125.00
1972	70	71	74	71	286	T38	1,083.33
1973	70	67	70	65	272	1	50,000.00
1974	69	73			142	W/D	0.00
1975	74	71			145	CUT	0.00
1976	73	70	69	70	282	T40	1,080.00
1977	71	71	70	76	288	T49	765.00
1978	72	72			144	CUT	0.00
1979	71	74	70	75	290	T50	950.85
1980	70	71	72	68	281	T17	6,000.00
1981	73	72	72	72	289	T40	1,365.60
1983	77	76			153	CUT	0.00
1985	72	70	75	77	294	T64	1,055.00
TOTAL							\$74,655.00

Nicklaus, Gary (73.20)

Year	1st	2nd	3rd	4th	Total	Finish	Money
2000	76	73			149	CUT	0.00
2001	73	71	74	73	291	T69	6,895.00
2002	71	70	77	74	292	T79	6,265.00
TOTAL							\$13,160.00

Nicklaus, Jack (69.43)

Year	1st	2nd	3rd	4th	Total	Finish	Money
1967	67	69	65	71	272	1	50,000.00
1968	67	68	72	66	273	T2	20,416.67
1969	71	73	69	70	283	T14	3,277.27
1970	72	67	67	68	274	T2	23,125.00
1971	72	69	72	67	280	T9	6,500.00
1972	65	67	70	68	270	1	50,000.00
1973	70	68	69	69	276	T9	6,250.00
1974	68	69	68	70	275	T5	9,625.00
1976	70	73	69	68	280	T23	2,286.00
1977	71	74	68	66	279	T8	7,530.00
1978	67	69	71	72	279	T10	6,150.00
1987	77	76			153	CUT	0.00
TOTAL							\$185,159.94

Nicklaus II, Jack (78.00)

Year	1st	2nd	3rd	4th	Total	Finish	Money
1987	79	77			156	CUT	0.00
TOTAL							\$0.00

Nicolette, Mike (73.36)

Year	1st	2nd	3rd	4th	Total	Finish	Money
1980	71	72	82	70	295	T75	756.00
1982	72	70			142	CUT	0.00
1984	73	73			146	CUT	0.00
1985	78				78	W/D	0.00
1986	72	74			146	CUT	0.00
1987	71	73	76		220	W/D	0.00
TOTAL							\$756.00

Nielsen, Lonnie (72.29)

Year	1st	2nd	3rd	4th	Total	Finish	Money
1978	73	69	67	71	280	T16	3,900.00
1979	74	71	72	71	288	T41	1,440.00
1981	76	77			153	CUT	0.00
1982	70	71	74	76	291	71	792.00
TOTAL							\$6,132.00

Niemann, Joaquin (69.21)

Year	1st	2nd	3rd	4th	Total	Finish	Money
2019	70	71	71	66	278	T30	53,765.63
2020	68	74			142	CUT	0.00
2021	71	70	65	72	278	T47	24,330.56
2022	71	66	65	69	271	T13	260,892.85
TOTAL							\$338,989.04

Nieporte, Tom (74.25)

Year	1st	2nd	3rd	4th	Total	Finish	Money
1967	69	74	73	70	286	T37	1,281.25
1968	69	77			146	CUT	0.00
1969	77	75			152	CUT	0.00
1970	75	71			146	CUT	0.00
1971	74	74			148	CUT	0.00
1972	74	74			148	CUT	0.00
1973	75	73			148	CUT	0.00
1974	76	76			152	CUT	0.00
1978	82	77			159	CUT	0.00
TOTAL							\$1,281.25

Nitties, James (72.25)

Year	1st	2nd	3rd	4th	Total	Finish	Money
2009	71	75	73	70	289	T58	16,425.00
TOTAL							\$16,425.00

Nobilo, Frank (70.89)

Year	1st	2nd	3rd	4th	Total	Finish	Money
1997	70	69	77	65	281	T12	29,400.00
1998	74	69	71		214	T41	6,480.00
1999	66	72	74	76	288	T62	5,325.00
2001	73	69	69	71	282	T26	25,375.00
2002	69	70	74	69	282	T33	18,491.67
TOTAL							\$85,071.67

Noh, S.Y. (72.00)

Year	1st	2nd	3rd	4th	Total	Finish	Money
2012	71	71	78	71	291	T67	16,240.00
2014	68	72	70	73	283	T53	18,520.00
2016	77	70			147	CUT	0.00
2017	74	69			143	CUT	0.00
TOTAL							\$34,760.00

Nolan, Keith (76.00)

Year	1st	2nd	3rd	4th	Total	Finish	Money
2000	77	75			152	CUT	0.00
TOTAL							\$0.00

Nolletti, Marti (78.25)

Year	1st	2nd	3rd	4th	Total	Finish	Money
1972	79	77			156	CUT	0.00
1980	81	76			157	CUT	0.00
TOTAL							\$0.00

Noren, Alex (68.64)

Year	1st	2nd	3rd	4th	Total	Finish	Money
2018	72	72			144	CUT	0.00
2020	69	68	64	68	269	T8	277,875.00
2021	69	64	70	66	269	T4	399,791.67
2022	73				73	W/D	0.00
TOTAL							\$677,666.67

Norlander, Henrik (71.75)

Year	1st	2nd	3rd	4th	Total	Finish	Money
2020	71	71			142	CUT	0.00
2021	70	75			145	CUT	0.00
TOTAL							\$0.00

Norman, Greg (70.30)

Year	1st	2nd	3rd	4th	Total	Finish	Money
1981	76	75			151	CUT	0.00
1988	73	69	70	64	276	T2	52,266.67
1989	69	71	69	75	284	T23	8,428.57
1991	70	68	70	71	279	T10	24,000.00
1992	71	73	65	69	278	T6	33,500.00
1994	73	67	69	71	280	T16	17,400.00
1996	67	70	74	72	283	T16	18,600.00
2000	71	72	68	67	278	4	144,000.00
TOTAL							\$298,195.24

Individual Player Records

Norris, Tim (73.09)

Year	1st	2nd	3rd	4th	Total	Finish	Money
1981	75	76			151	CUT	0.00
1984	71	71	75	71	288	T55	1,135.00
1985	71	70	80	76	297	T70	990.00
1986	75	72			147	CUT	0.00
1987	69	77	71	74	291	T58	1,314.00
1988	70	73	74	69	286	T30	4,252.66
1989	72	76			148	CUT	0.00
TOTAL							\$7,691.66

Norrman, Vincent (69.25)

Year	1st	2nd	3rd	4th	Total	Finish	Money
2023	67	69	69	72	277	T49	50,533.33
TOTAL							\$50,533.33

North, Andy (71.88)

Year	1st	2nd	3rd	4th	Total	Finish	Money
1974	75	72			147	CUT	0.00
1975	70	74	71	70	285	T36	1,076.33
1976	69	67	73	71	280	T23	2,286.00
1977	66	70	65	71	272	1	60,000.00
1978	72	71	69	71	283	T35	1,511.25
1979	73	71	73	67	284	T17	5,413.34
1980	70	73	74	69	286	T39	1,520.00
1981	75	71	71	70	287	T33	2,260.00
1982	70	72			142	CUT	0.00
1983	74	67	73	73	287	T31	2,610.00
1984	69	73	71	72	285	T41	1,850.00
1985	72	75			147	CUT	0.00
1986	69	71	72	73	285	T25	4,387.50
1987	76	72			148	CUT	0.00
1988	78	77			155	CUT	0.00
1989	74	74			148	CUT	0.00
1990	67	76	71	68	282	T33	5,525.00
1991	72	72			144	CUT	0.00
1992	72	75			147	CUT	0.00
1993	74	70	72	70	286	T16	14,500.00
1994	80				80	W/D	0.00
1995	76	80			156	CUT	0.00
TOTAL							\$102,939.42

Norton, Bryan (73.50)

Year	1st	2nd	3rd	4th	Total	Finish	Money
1991	76	71			147	CUT	0.00
TOTAL							\$0.00

Nuckolls, Rod (73.00)

Year	1st	2nd	3rd	4th	Total	Finish	Money
1982	69	75			144	CUT	0.00
1983	75				75	DQ	0.00
TOTAL							\$0.00

Nusbaum, Andy (78.25)

Year	1st	2nd	3rd	4th	Total	Finish	Money
1973	75	80			155	CUT	0.00
1974	78	80			158	CUT	0.00
TOTAL							\$0.00

O'Connor, Christy (73.25)

Year	1st	2nd	3rd	4th	Total	Finish	Money
1988	74	71	73	75	293	T62	1,484.00
TOTAL							\$1,484.00

O'Grady, Mac (72.83)

Year	1st	2nd	3rd	4th	Total	Finish	Money
1983	74	73	76	72	295	T76	837.00
1984	71	71	71	70	283	T31	2,965.20
1986	75	71			146	CUT	0.00
1997	75	75			150	CUT	0.00
TOTAL							\$3,802.20

O'Hair, Sean (71.24)

Year	1st	2nd	3rd	4th	Total	Finish	Money
2005	72	69	72	76	289	T46	15,939.00
2006	70	69	74	73	286	T36	26,497.92
2007	73	69	69	68	279	T25	49,035.00
2008	73	71			144	CUT	0.00
2009	77	77			154	CUT	0.00
2010	69	70	72	70	281	T31	44,475.00
2011	76	70			146	CUT	0.00
2012	71	72	73	71	287	T54	18,000.00
2015	68	68	70	74	280	T45	24,156.00
2016	69	69	72	66	276	T2	748,000.00
2017	72	70	76	74	292	69	17,675.00
2018	66	69	72	71	278	T28	59,850.00
TOTAL							\$1,003,627.92

O'Hearn, Jim (75.00)

Year	1st	2nd	3rd	4th	Total	Finish	Money
1972	75	75			150	CUT	0.00
TOTAL							\$0.00

O'Hern, Nick (72.67)

Year	1st	2nd	3rd	4th	Total	Finish	Money
2005	73	75			148	CUT	0.00
2007	71	66	70	73	280	T35	33,775.00
2008	72	77			149	CUT	0.00
2009	76	77			153	CUT	0.00
2011	72	70			142	CUT	0.00
TOTAL							\$33,775.00

O'Keefe, Jack (72.25)

Year	1st	2nd	3rd	4th	Total	Finish	Money
1997	71	73	72	73	289	T54	3,360.00
TOTAL							\$3,360.00

O'Kelly, David (73.50)

Year	1st	2nd	3rd	4th	Total	Finish	Money
1984	72	75			147	CUT	0.00
TOTAL							\$0.00

O'Meara, Mark (72.05)

Year	1st	2nd	3rd	4th	Total	Finish	Money
1981	76	73			149	CUT	0.00
1982	71	74			145	CUT	0.00
1983	78				78	W/D	0.00
1984	69	68	70	67	274	T2	37,333.33
1985	73	73			146	CUT	0.00
1986	77	68	73	73	291	T64	1,254.00
1988	70	77			147	CUT	0.00
1989	69	72	72	70	283	T18	13,040.00
TOTAL							\$51,627.33

O'Rourke, Ted (78.17)

Year	1st	2nd	3rd	4th	Total	Finish	Money
1985	78	75			153	CUT	0.00
1986	81	75			156	CUT	0.00
1987	81	79			160	CUT	0.00
TOTAL							\$0.00

Oberholser, Arron (70.90)

Year	1st	2nd	3rd	4th	Total	Finish	Money
2004	73	70			143	CUT	0.00
2006	68	69	74	77	288	T47	14,969.16
2007	67	70	68	73	278	T21	75,600.00
TOTAL							\$90,569.16

Odom, Mike (77.50)

Year	1st	2nd	3rd	4th	Total	Finish	Money
1976	79	76			155	CUT	0.00
TOTAL							\$0.00

Individual Player Records

Ogilvie, Joe (72.61)

Year	1st	2nd	3rd	4th	Total	Finish	Money
1999	75	72			147	CUT	0.00
2000	73	73			146	CUT	0.00
2001	74	71			145	CUT	0.00
2004	72	66	70	71	279	T16	73,650.00
2005	69	71	75	73	288	T40	21,850.00
2006	71	72	71	75	289	T53	13,248.00
2007	71	79			150	CUT	0.00
2008	74	73			147	CUT	0.00
2009	73	72	78	76	299	76	14,100.00
2010	79	73			152	CUT	0.00
2011	68	70	71		209	T67	16,320.00
TOTAL							\$139,168.00

Ogilvy, Geoff (71.81)

Year	1st	2nd	3rd	4th	Total	Finish	Money
2001	73	74			147	CUT	0.00
2002	76	72			148	CUT	0.00
2003	77	76			153	CUT	0.00
2006	69	68	74	72	283	T18	69,985.72
2007	68	66	69	69	272	T4	289,333.33
2008	72	73			145	CUT	0.00
2009	73	77			150	CUT	0.00
2010	70	74			144	CUT	0.00
2011	69	71			140	CUT	0.00
2012	70	72	69	71	282	T19	96,960.00
2013	68	73	77	71	289	65	16,800.00
2014	73	76			149	CUT	0.00
2017	72	70	69	72	283	T40	35,875.00
TOTAL							\$508,954.05

Ogle, Brett (71.50)

Year	1st	2nd	3rd	4th	Total	Finish	Money
1994	69	70	75	68	282	T27	7,494.54
1996	75	72			147	CUT	0.00
TOTAL							\$7,494.54

Ogrin, David (73.17)

Year	1st	2nd	3rd	4th	Total	Finish	Money
1983	73	74	76	74	297	80	810.00
1984	75	71			146	CUT	0.00
1985	74	75			149	CUT	0.00
1987	71	72	74	74	291	T58	1,314.00
1988	72	73	78	73	296	T70	1,386.00
1989	74	76			150	CUT	0.00
1990	75	73			148	CUT	0.00
1992	74	75			149	CUT	0.00
1993	75	69	72	73	289	T31	6,200.00
1994	73	69	71	73	286	T54	2,760.00
1995	73	68	68	75	284	T18	14,100.00
1996	73	76			149	CUT	0.00
TOTAL							\$26,570.00

Ohmachi, Aki (71.00)

Year	1st	2nd	3rd	4th	Total	Finish	Money
1987	72	72	68	68	280	T9	16,800.00
1988	72	74			146	CUT	0.00
TOTAL							\$16,800.00

Olazábal, José María (72.35)

Year	1st	2nd	3rd	4th	Total	Finish	Money
1991	71	70	74	70	285	T41	3,315.56
1994	76	75			151	CUT	0.00
1998	73	72	67		212	T24	13,927.50
2000	70	75			145	CUT	0.00
2002	72	75			147	CUT	0.00
2006	72	68	75	75	290	T58	12,707.50
TOTAL							\$29,950.56

Olsen, Dan (71.00)

Year	1st	2nd	3rd	4th	Total	Finish	Money
2004	69	73			142	CUT	0.00
TOTAL							\$0.00

Olson, Doug (72.33)

Year	1st	2nd	3rd	4th	Total	Finish	Money
1970	75	74			149	CUT	0.00
1972	72	73	71	69	285	T32	1,425.00
TOTAL							\$1,425.00

Oosterhuis, Peter (72.23)

Year	1st	2nd	3rd	4th	Total	Finish	Money
1978	68	74	71	74	287	T55	645.00
1979	70	75	71	63	279	T4	17,600.00
1980	68	72	75	70	285	T34	2,064.00
1983	73	72	72	71	288	T37	2,070.00
1984	69	75	80	71	295	T71	985.00
1985	74	75			149	CUT	0.00
1986	75	71			146	CUT	0.00
1987	79	70			149	CUT	0.00
TOTAL							\$23,364.00

Oosthuizen, Louis (69.35)

Year	1st	2nd	3rd	4th	Total	Finish	Money
2012	70	71	68	70	279	T5	281,000.00
2014	73	72			145	CUT	0.00
2016	72	73	70	67	282	T18	114,750.00
2017	67	72	68	69	276	T10	187,500.00
2018	71	66	68	73	278	T28	59,850.00
2019	68	65	70	69	272	T6	299,468.75
2020	65	65	68	73	271	T13	175,275.00
TOTAL							\$1,117,843.75

Oppermann, Steve (71.89)

Year	1st	2nd	3rd	4th	Total	Finish	Money
1967	70	74	73	68	285	T30	1,625.00
1968	73	70	73	74	290	T64	0.00
1969	71	74	72	69	286	T39	1,087.50
1970	71	73	70	69	283	T35	1,270.84
1972	71	79			150	CUT	0.00
TOTAL							\$3,983.34

Ortiz, Carlos (70.07)

Year	1st	2nd	3rd	4th	Total	Finish	Money
2015	73	68	62	74	277	T24	66,825.00
2019	67	74	73	70	284	T67	18,777.50
2020	69	73			142	CUT	0.00
2021	69	70	68	71	278	T47	24,330.56
TOTAL							\$109,933.06

Overton, Jeff (71.74)

Year	1st	2nd	3rd	4th	Total	Finish	Money
2006	75	65	73	72	285	T29	35,773.21
2007	74	70			144	CUT	0.00
2008	74	67	68	74	283	T38	26,600.00
2009	72	71	77	73	293	T73	14,400.00
2010	68	73	73	71	285	T56	16,875.00
2011	74	70			144	CUT	0.00
2012	72	73			145	CUT	0.00
2013	68	74	74	74	290	T66	16,560.00
2014	72	71	70	70	283	T53	18,520.00
2015	69	72	71	75	287	T69	16,582.50
TOTAL							\$145,310.71

Owen, Greg (71.21)

Year	1st	2nd	3rd	4th	Total	Finish	Money
2005	72	73	71	70	286	T22	48,012.50
2009	71	74	65	71	281	T15	120,000.00
2012	68	73	72	72	285	T38	32,000.00
2015	69	76			145	CUT	0.00
TOTAL							\$200,012.50

Ozaki, Masashi Jumbo (72.50)

Year	1st	2nd	3rd	4th	Total	Finish	Money
1989	67	78			145	CUT	0.00
TOTAL							\$0.00

Individual Player Records

Ozaki, Naomichi (71.75)

Year	1st	2nd	3rd	4th	Total	Finish	Money
1993	80	71			151	CUT	0.00
1994	69	67	69	72	277	T8	32,400.00
1995	72	71	68	77	288	T40	4,320.00
1996	76				76	W/D	0.00
1998	70	70	70		210	T12	35,280.00
2000	77	69			146	CUT	0.00
TOTAL							\$72,000.00

Pace, Roy (72.94)

Year	1st	2nd	3rd	4th	Total	Finish	Money
1967	77	76			153	CUT	0.00
1971	70	70	71	73	284	T31	1,505.00
1972	71	70	69	74	284	T24	1,893.75
1973	72	75			147	CUT	0.00
1974	74	73			147	CUT	0.00
1975	74	76			150	CUT	0.00
1978	73	75			148	CUT	0.00
TOTAL							\$3,398.75

Painter, Anthony (75.50)

Year	1st	2nd	3rd	4th	Total	Finish	Money
2003	73	78			151	CUT	0.00
TOTAL							\$0.00

Palmer, Arnold (70.38)

Year	1st	2nd	3rd	4th	Total	Finish	Money
1967	69	69	67	71	276	5	10,750.00
1968	71	71	66	70	278	T11	5,500.00
1969	71	74	70	74	289	T53	476.19
1970	72	69	69	68	278	T6	6,910.72
1971	64	70	68	68	270	1	50,000.00
1972	73	73			146	CUT	0.00
1973	71	70	69	69	279	T19	2,515.63
1974	68	73	71	80	292	T67	406.50
1976	69	67	72	77	285	T53	600.00
TOTAL							\$77,159.04

Palmer, Ryan (70.07)

Year	1st	2nd	3rd	4th	Total	Finish	Money
2004	73	72			145	CUT	0.00
2006	71	70	78	70	289	T53	13,248.00
2008	69	69	72	76	286	T62	15,050.00
2010	66	74	66	69	275	T5	263,437.50
2011	66	72	67		205	T43	23,840.00
2012	75	68	68	72	283	T24	56,700.00
2013	65	73	75	77	290	T66	16,560.00
2014	69	71	76		216	T74	15,120.00
2015	69	67	65	70	271	T6	276,375.00
2016	71	68	70	72	281	T13	154,700.00
2018	68	67	72	65	272	T5	328,500.00
2019	70	67	78	73	288	T77	16,927.50
2020	67	67	68	67	269	T8	277,875.00
2021	73	69			142	CUT	0.00
2022	65	67	69	71	272	T20	152,812.50
TOTAL							\$1,611,145.50

Pampling, Rod (71.25)

Year	1st	2nd	3rd	4th	Total	Finish	Money
2003	70	70	71	72	283	T36	22,535.72
2006	72	70	72	72	286	T36	26,497.92
2007	69	72	69	70	280	T35	33,775.00
2008	71	76			147	CUT	0.00
2009	68	73	69	76	286	T41	27,750.00
2011	71	70			141	CUT	0.00
2012	70	73	74	69	286	T46	21,080.00
2017	71	71	75	69	286	T54	19,687.50
TOTAL							\$151,326.14

Pan, C.T. (70.88)

Year	1st	2nd	3rd	4th	Total	Finish	Money
2017	70	69	69	77	285	T49	21,595.00
2018	70	72	74	67	283	T60	18,990.00
2019	68	67	72	70	277	T24	74,925.00
2021	74	71			145	CUT	0.00
2022	73	71			144	CUT	0.00
TOTAL							\$115,510.00

Pancratz, Bobby (81.00)

Year	1st	2nd	3rd	4th	Total	Finish	Money
1986	83	79			162	CUT	0.00
TOTAL							\$0.00

Pappas, Brenden (70.50)

Year	1st	2nd	3rd	4th	Total	Finish	Money
2003	74	67	68	68	277	T13	91,000.00
2004	73	73			146	CUT	0.00
TOTAL							\$91,000.00

Pappas, Deane (71.38)

Year	1st	2nd	3rd	4th	Total	Finish	Money
2002	72	72			144	CUT	0.00
2003	68	74	73	70	285	T49	12,340.00
2004	74	68			142	CUT	0.00
TOTAL							\$12,340.00

Parker, Greg (82.00)

Year	1st	2nd	3rd	4th	Total	Finish	Money
1988	82	82			164	CUT	0.00
TOTAL							\$0.00

Parnevik, Jesper (71.12)

Year	1st	2nd	3rd	4th	Total	Finish	Money
1994	72	73			145	CUT	0.00
1998	69	67	73		209	T10	46,800.00
2000	71	70	70	68	279	T5	101,700.00
2002	72	76			148	CUT	0.00
2003	69	72	71	73	285	T49	12,340.00
2004	74	68			142	CUT	0.00
2006	71	74			145	CUT	0.00
2007	71	73			144	CUT	0.00
2008	68	72	72	69	281	T24	55,400.00
TOTAL							\$216,240.00

Parry, Craig (71.42)

Year	1st	2nd	3rd	4th	Total	Finish	Money
1990	69	75			144	CUT	0.00
1992	68	72	72	66	278	T6	33,500.00
1993	74	80			154	CUT	0.00
1994	76	77			153	CUT	0.00
1996	70	66	72	71	279	T2	79,200.00
1997	70	73	73	69	285	T33	8,100.00
1998	74	72	68		214	T41	6,480.00
1999	73	71	66	73	283	T28	16,267.85
2000	71	74			145	CUT	0.00
2001	71	69	67	72	279	T13	67,666.67
2002	67	75	69	69	280	T18	42,600.00
2004	73	66	69	71	279	T16	73,650.00
2005	75	76			151	CUT	0.00
2006	75	72			147	CUT	0.00
TOTAL							\$327,464.52

Parsons, Lucas (75.00)

Year	1st	2nd	3rd	4th	Total	Finish	Money
1996	76	74			150	CUT	0.00
TOTAL							\$0.00

Paschal, Jim (75.00)

Year	1st	2nd	3rd	4th	Total	Finish	Money
1979	79	78			157	CUT	0.00
1981	72	73	71	77	293	T62	860.00
TOTAL							\$860.00

Individual Player Records

Pate, Alan (74.63)

Year	1st	2nd	3rd	4th	Total	Finish	Money
1977	75	71			146	CUT	0.00
1978	67	71	82	73	293	69	465.00
1985	82	76			158	CUT	0.00
TOTAL							\$465.00

Pate, Jerry (70.82)

Year	1st	2nd	3rd	4th	Total	Finish	Money
1975	67	69	74	71	281	T18	3,250.00
1976	73	71			144	CUT	0.00
1978	69	68	72	73	282	T29	1,907.50
1979	78	68	76	66	288	T41	1,440.00
1980	73	68	73	65	279	T12	8,100.00
1981	70	70	71	71	282	T12	8,100.00
1982	72	68	68	64	272	6	14,400.00
1983	73	69	70	70	282	T8	13,500.00
1985	75	70	79	74	298	T73	965.00
TOTAL							\$51,662.50

Pate, Steve (71.88)

Year	1st	2nd	3rd	4th	Total	Finish	Money
1985	71	73	79	75	298	T73	965.00
1988	75	73			148	CUT	0.00
1989	72	70	75	69	286	T32	5,787.50
1991	68	72	70	72	282	T23	8,225.00
1994	66	72	69	69	276	T5	43,800.00
1997	74	72			146	CUT	0.00
1999	68	71	72	75	286	T46	6,587.50
2000	71	72	69	69	281	T11	72,000.00
2003	75	76			151	CUT	0.00
2004	74	72			146	CUT	0.00
TOTAL							\$137,365.00

Paulson, Carl (74.13)

Year	1st	2nd	3rd	4th	Total	Finish	Money
1995	74	78			152	CUT	0.00
1996	70	72	72	76	290	T62	2,520.00
2005	80	71			151	CUT	0.00
TOTAL							\$2,520.00

Paulson, Dennis (71.71)

Year	1st	2nd	3rd	4th	Total	Finish	Money
1994	76	72			148	CUT	0.00
1995	70	74	78	79	301	77	2,232.00
1999	71	70	68	67	276	2	270,000.00
2000	65	68	75	68	276	1	540,000.00
2001	71	73	74	69	287	T52	8,207.50
2002	70	74			144	CUT	0.00
2003	75	72			147	CUT	0.00
2004	70	68	68	74	280	T23	46,725.00
2005	75	74			149	CUT	0.00
TOTAL							\$867,164.50

Pavin, Corey (71.39)

Year	1st	2nd	3rd	4th	Total	Finish	Money
1985	72	71	70	71	284	T20	5,620.00
1989	74	77			151	CUT	0.00
1990	73	70	70	70	283	T37	4,400.00
1992	73	72	67	70	282	T22	10,000.00
1993	73	74	72	69	288	T26	7,400.00
1994	72	69	68	75	284	T44	3,628.00
1996	72	71	68	70	281	T9	33,600.00
1997	72	74			146	CUT	0.00
1999	72	73	65	71	281	T18	33,750.00
2001	69	72	71	75	287	T52	8,207.50
2002	70	72	73	72	287	T60	7,595.00
2004	70	73			143	CUT	0.00
2005	77	64	74	73	288	T40	21,850.00
2006	73	69	72	71	285	T29	35,773.22
2007	68	73	72	70	283	T54	15,890.00
2008	69	76			145	CUT	0.00
TOTAL							\$187,713.72

Payne, Bob (74.50)

Year	1st	2nd	3rd	4th	Total	Finish	Money
1970	74	79			153	CUT	0.00
1971	71	73	77	75	296	78	333.33
1972	74	75			149	CUT	0.00
1974	69	76			145	CUT	0.00
1977	80	71			151	CUT	0.00
TOTAL							\$333.33

Pearce, Eddie (71.92)

Year	1st	2nd	3rd	4th	Total	Finish	Money
1976	70	67	71	72	280	T23	2,286.00
1977	68	74	71	71	284	T27	2,220.00
1979	73	74			147	CUT	0.00
1993	78	74			152	CUT	0.00
TOTAL							\$4,506.00

Pearson, Rick (73.50)

Year	1st	2nd	3rd	4th	Total	Finish	Money
1988	74	76			150	CUT	0.00
1989	71	73			144	CUT	0.00
TOTAL							\$0.00

Peck, Mike (72.25)

Year	1st	2nd	3rd	4th	Total	Finish	Money
1983	73	69	71	76	289	T41	1,492.00
TOTAL							\$1,492.00

Pedersen, Carl (76.50)

Year	1st	2nd	3rd	4th	Total	Finish	Money
1973	76	74			150	CUT	0.00
1975	75	81			156	CUT	0.00
TOTAL							\$0.00

Peege, Dave (77.25)

Year	1st	2nd	3rd	4th	Total	Finish	Money
1992	79	75			154	CUT	0.00
1993	75	80			155	CUT	0.00
TOTAL							\$0.00

Peete, Calvin (72.29)

Year	1st	2nd	3rd	4th	Total	Finish	Money
1981	72	69	70	75	286	T29	2,660.00
1984	71	68	69	70	278	T10	11,500.00
1985	68	74	75	75	292	T57	1,115.00
1988	84				84	W/D	0.00
1990	72	72			144	CUT	0.00
1991	74	71			145	CUT	0.00
TOTAL							\$15,275.00

Pelham, Bill (74.50)

Year	1st	2nd	3rd	4th	Total	Finish	Money
1978	76	73			149	CUT	0.00
TOTAL							\$0.00

Pendrith, Taylor (70.75)

Year	1st	2nd	3rd	4th	Total	Finish	Money
2022	66	70	74	73	283	68	31,350.00
TOTAL							\$31,350.00

Peoples, David (73.09)

Year	1st	2nd	3rd	4th	Total	Finish	Money
1983	68	76	70	76	290	T50	1,077.00
1984	76	77			153	CUT	0.00
1986	74	71	77	67	289	T48	1,477.50
1988	78				78	DQ	0.00
1990	68	67	71	73	279	T14	16,500.00
1991	72	75			147	CUT	0.00
1992	73	77			150	CUT	0.00
1994	71	76			147	CUT	0.00
1995	76	72			148	CUT	0.00
1996	73	77			150	CUT	0.00
1997	81	76			157	CUT	0.00
2000	73	72			145	CUT	0.00
2003	72	68	69	70	279	T22	45,071.43
TOTAL							\$64,125.93

Individual Player Records

Pereira, Mito (68.75)

Year	1st	2nd	3rd	4th	Total	Finish	Money
2022	67	71	68	69	275	T42	54,750.00
TOTAL							\$54,750.00

Perez, Pat (71.23)

Year	1st	2nd	3rd	4th	Total	Finish	Money
2002	67	70	67	70	274	T2	261,333.33
2003	76	71			147	CUT	0.00
2004	73	66	70	74	283	T42	15,807.27
2005	70	71	68	77	286	T22	48,012.50
2007	72	75			147	CUT	0.00
2008	78	71			149	CUT	0.00
2009	71	80			151	CUT	0.00
2010	67	73	70	76	286	T60	16,275.00
2011	79				79	W/D	0.00
2012	66	70	77	72	285	T38	32,000.00
2013	71	74			145	CUT	0.00
2014	75	73			148	CUT	0.00
2015	68	69	70	69	276	T20	96,112.50
2017	70	68	71	73	282	T34	44,187.50
2018	73	68	69	70	280	T40	32,400.00
2019	70	72			142	CUT	0.00
2020	71				71	W/D	0.00
2021	71	66	66	70	273	T16	144,875.00
TOTAL							\$691,003.10

Perks, Craig (73.29)

Year	1st	2nd	3rd	4th	Total	Finish	Money
2000	71	74			145	CUT	0.00
2001	72	73			145	CUT	0.00
2002	69	75			144	CUT	0.00
2003	74	68	75	75	292	T71	9,850.00
2004	71	74			145	CUT	0.00
2005	77	78			155	CUT	0.00
TOTAL							\$9,850.00

Pernice Jr., Tom (72.14)

Year	1st	2nd	3rd	4th	Total	Finish	Money
1986	70	67	72	75	284	T18	7,302.86
1987	74	68	69	74	285	T28	3,904.28
1988	80	74			154	CUT	0.00
1990	79	75			154	CUT	0.00
1997	73	73			146	CUT	0.00
1998	75	75			150	CUT	0.00
1999	73	72	73	76	294	T79	4,550.00
2000	74	71			145	CUT	0.00
2001	71	69	71	75	286	T50	8,715.00
2004	71	70	72	70	283	T42	15,807.28
2005	70	69	72	71	282	T11	143,750.00
2006	70	71	70	67	278	T5	201,968.75
2007	70	75			145	CUT	0.00
2008	73	71			144	CUT	0.00
TOTAL							\$385,998.17

Perry, Chris (70.78)

Year	1st	2nd	3rd	4th	Total	Finish	Money
1985	72	73	73	71	289	T44	1,554.00
1986	73	68	75	71	287	T36	2,826.00
1987	69	69	67	75	280	T9	16,800.00
1988	72	69	72	73	286	T30	4,252.67
1989	70	74			144	CUT	0.00
1990	72	70	69	69	280	T20	11,650.00
1991	66	68	74	77	285	T41	3,315.55
1992	76	71			147	CUT	0.00
1995	69	67	74	72	282	T12	26,400.00
1996	69	76	69	71	285	T24	9,497.14
1997	71	72	67	72	282	T17	21,750.00
1998	72	69	68		209	T10	46,800.00
1999	70	66	71	70	277	T3	170,000.00
2000	69	70	68	72	279	T5	101,700.00
2001	70	73	69	69	281	T19	39,500.00
TOTAL							\$456,045.36

Perry, Doug (0.00)

Year	1st	2nd	3rd	4th	Total	Finish	Money
TOTAL							\$0.00

Perry, Kenny (71.26)

Year	1st	2nd	3rd	4th	Total	Finish	Money
1987	73	72	71	68	284	T21	5,802.86
1988	73	73			146	CUT	0.00
1989	69	68	72	75	284	T23	8,428.57
1993	73	75			148	CUT	0.00
1994	73	75			148	CUT	0.00
2004	69	71	71	66	277	T9	131,250.00
2005	68	68	72	71	279	T3	299,000.00
2006	71	67	77	73	288	T47	14,969.17
2007	69	67	68	75	279	T25	49,035.00
2008	69	67	72	76	284	T48	17,400.00
2009	71	75	71	71	288	T52	17,400.00
2010	72	70	75	71	288	T68	15,150.00
TOTAL							\$558,435.60

Persons, Peter (71.31)

Year	1st	2nd	3rd	4th	Total	Finish	Money
1990	69	70	71	71	281	T24	7,566.67
1991	68	68	74	74	284	T38	4,500.00
1992	70	73	72	69	284	T30	6,350.00
1993	74	70	75	73	292	T44	2,890.00
TOTAL							\$21,306.67

Peterson, John (71.50)

Year	1st	2nd	3rd	4th	Total	Finish	Money
2015	70	73			143	CUT	0.00
TOTAL							\$0.00

Peterson, Les (74.50)

Year	1st	2nd	3rd	4th	Total	Finish	Money
1970	71	78			149	CUT	0.00
TOTAL							\$0.00

Peterson, Matt (73.50)

Year	1st	2nd	3rd	4th	Total	Finish	Money
2002	72	75			147	CUT	0.00
TOTAL							\$0.00

Petri, Randy (73.50)

Year	1st	2nd	3rd	4th	Total	Finish	Money
1967	77	70			147	CUT	0.00
TOTAL							\$0.00

Petrovic, Tim (71.63)

Year	1st	2nd	3rd	4th	Total	Finish	Money
1996	72	70	81	77	300	T83	2,088.00
2002	72	73			145	CUT	0.00
2003	74	71			145	CUT	0.00
2004	69	69	71	72	281	T28	36,487.50
2005	71	75			146	CUT	0.00
2006	73	75			148	CUT	0.00
2007	69	69	68	72	278	T21	75,600.00
2008	71	72	69	71	283	T38	26,600.00
2009	69	76	74	68	287	T46	20,400.00
2010	68	69	75	67	279	T21	75,000.00
TOTAL							\$236,175.50

Pettersson, Carl (71.55)

Year	1st	2nd	3rd	4th	Total	Finish	Money
2003	71	67	71	72	281	T30	31,750.00
2004	73	74			147	CUT	0.00
2006	74	71			145	CUT	0.00
2007	65	72	74	77	288	T72	13,580.00
2008	72	70	71	71	284	T48	17,400.00
2010	71	75			146	CUT	0.00
2011	69	66	69		204	T32	39,781.82
2012	73	66	73	71	283	T24	56,700.00
2013	68	73	73	72	286	T54	18,320.00
2014	73	74			147	CUT	0.00
2015	76	74			150	CUT	0.00
TOTAL							\$177,531.82

Individual Player Records

Pfeil, Mark (72.62)

Year	1st	2nd	3rd	4th	Total	Finish	Money
1977	73	74			147	CUT	0.00
1980	74	68	75	73	290	T66	824.00
1981	77	76			153	CUT	0.00
1982	70	70	66	71	277	T19	4,514.28
1983	71	74	74	74	293	T68	895.50
1984	72	69	68	75	284	T36	2,354.80
1986	70	73	70	70	283	T16	9,900.00
1987	79	72			151	CUT	0.00
1988	79				79	W/D	0.00
1990	73	76			149	CUT	0.00
TOTAL							\$18,488.58

Pfister, E.J. (75.50)

Year	1st	2nd	3rd	4th	Total	Finish	Money
1992	78	73			151	CUT	0.00
TOTAL							\$0.00

Philo, Jr., Ron (75.00)

Year	1st	2nd	3rd	4th	Total	Finish	Money
2006	78	72			150	CUT	0.00
TOTAL							\$0.00

Picard, Jimmy (74.25)

Year	1st	2nd	3rd	4th	Total	Finish	Money
1969	71	74	77	77	299	70	476.19
1970	76	73			149	CUT	0.00
1971	72	74			146	CUT	0.00
TOTAL							\$476.19

Piercy, Scott (70.74)

Year	1st	2nd	3rd	4th	Total	Finish	Money
2009	76	78			154	CUT	0.00
2010	67	76			143	CUT	0.00
2011	72	65	64		201	T13	145,600.00
2012	74	72			146	CUT	0.00
2013	72	70	69	73	284	T43	24,960.00
2015	73	69	68	74	284	T62	17,572.50
2016	69	72	72	70	283	T22	72,722.22
2018	67	72	71	71	281	T48	22,162.50
2019	71	70	71	72	284	T67	18,777.50
2020	65	70	70	69	274	T29	55,860.00
2021	71	70	73	66	280	T64	20,140.00
2022	74				74	W/D	0.00
TOTAL							\$377,794.72

Pierot, Billy (73.75)

Year	1st	2nd	3rd	4th	Total	Finish	Money
1986	70	74	74	69	287	T36	2,826.00
1987	77	78			155	CUT	0.00
1989	74	74			148	CUT	0.00
TOTAL							\$2,826.00

Pinckney, Scott (70.25)

Year	1st	2nd	3rd	4th	Total	Finish	Money
2015	70	71	69	71	281	T50	20,295.00
TOTAL							\$20,295.00

Pinns, Gary (75.50)

Year	1st	2nd	3rd	4th	Total	Finish	Money
1985	77	74			151	CUT	0.00
TOTAL							\$0.00

Pipkin, Bob (76.00)

Year	1st	2nd	3rd	4th	Total	Finish	Money
1971	76	76			152	CUT	0.00
TOTAL							\$0.00

Pittman, Jerry (71.81)

Year	1st	2nd	3rd	4th	Total	Finish	Money
1967	70	71	75	71	287	T41	850.00
1968	72	71	69	73	285	T43	664.28
1969	71	71	69	70	281	T8	7,062.50
1970	77	69			146	CUT	0.00
1971	75	75			150	CUT	0.00
TOTAL							\$8,576.78

Pitzer, Greg (74.50)

Year	1st	2nd	3rd	4th	Total	Finish	Money
1978	77	72			149	CUT	0.00
TOTAL							\$0.00

Player, Gary (71.40)

Year	1st	2nd	3rd	4th	Total	Finish	Money
1967	66	70	68	71	275	4	12,500.00
1969	70	74	68	71	283	T14	3,277.27
1970	72	71	74	72	289	T70	312.50
1972	72	72	69	72	285	T32	1,425.00
1973	71	69	69	73	282	T32	1,353.58
1974	71	73	66	73	283	T35	1,206.16
1975	75	72			147	CUT	0.00
1976	72	72			144	CUT	0.00
1977	73	69	75	74	291	T60	562.50
1981	70	71	71	71	283	T16	5,800.00
1983	79	76			155	CUT	0.00
1984	67	68	73	74	282	T25	3,816.67
TOTAL							\$30,253.68

Player, Wayne (78.00)

Year	1st	2nd	3rd	4th	Total	Finish	Money
1983	81	77			158	CUT	0.00
1984	74	80			154	CUT	0.00
TOTAL							\$0.00

Pohl, Dan (72.00)

Year	1st	2nd	3rd	4th	Total	Finish	Money
1983	73	74	71	71	289	T41	1,492.00
1989	67	71	75	74	287	T36	4,710.00
TOTAL							\$6,202.00

Points, D.A. (71.21)

Year	1st	2nd	3rd	4th	Total	Finish	Money
2005	74	77			151	CUT	0.00
2006	73	72			145	CUT	0.00
2009	70	71	74	70	285	T31	39,900.00
2010	70	70	72	71	283	T47	19,830.00
2011	68	71			139	CUT	0.00
2012	73	72			145	CUT	0.00
2013	70	72	66	67	275	T6	268,000.00
2017	72	66	74	74	286	T54	19,687.50
TOTAL							\$347,417.50

Pooley, Don (71.46)

Year	1st	2nd	3rd	4th	Total	Finish	Money
1976	70	78			148	CUT	0.00
1977	74	66	72	67	279	T8	7,530.00
1978	77	74			151	CUT	0.00
1980	71	72	71	76	290	T66	824.00
1981	75	72			147	CUT	0.00
1982	69	66	68	67	270	T4	17,600.00
1983	79	71			150	CUT	0.00
1984	72	66	73	69	280	T17	7,250.00
1985	68	74	70	70	282	T10	13,000.00
1986	73	72	73	67	285	T25	4,387.50
1987	73	69	73	71	286	T35	2,832.85
1988	68	76	69	72	285	T25	5,460.00
1989	72	71	69	69	281	T12	21,000.00
1990	69	73	67	73	282	T33	5,525.00
1992	73	72	69	72	286	T39	4,000.00
1993	75	75			150	CUT	0.00
1995	70	74	71	73	288	T40	4,320.00
1996	71	70	74	74	289	T53	2,714.66
1997	75	69	71	71	286	T38	6,450.00
1998	73				73	W/D	0.00
TOTAL							\$102,894.01

Porter, Bill (72.50)

Year	1st	2nd	3rd	4th	Total	Finish	Money
1995	71	72	68	79	290	T50	2,894.40
TOTAL							\$2,894.40

Individual Player Records

Porter, Joe (74.30)

Year	1st	2nd	3rd	4th	Total	Finish	Money
1968	84	74			158	CUT	0.00
1974	72	75			147	CUT	0.00
1975	73	73			146	CUT	0.00
1976	72	73			145	CUT	0.00
1977	74	73			147	CUT	0.00
TOTAL							\$0.00

Porter, Lee (73.45)

Year	1st	2nd	3rd	4th	Total	Finish	Money
1993	75	75			150	CUT	0.00
1997	75	74			149	CUT	0.00
1998	68	72	73		213	T32	9,340.00
1999	78	71			149	CUT	0.00
2002	70	77			147	CUT	0.00
TOTAL							\$9,340.00

Poston, J.T. (70.25)

Year	1st	2nd	3rd	4th	Total	Finish	Money
2018	75	75			150	CUT	0.00
2019	67	70	70	75	282	T59	20,165.00
2020	71	67	66	71	275	T39	39,425.00
2021	76	77			153	CUT	0.00
2022	64	72	68	68	272	T20	152,812.50
2023	66	67	70	70	273	T24	158,285.71
TOTAL							\$370,688.21

Pott, Johnny (71.93)

Year	1st	2nd	3rd	4th	Total	Finish	Money
1967	71	71	67	73	282	T18	3,375.00
1968	71	72	72	73	288	T60	0.00
1969	73	71	72	68	284	T25	1,887.50
1970	79	74			153	CUT	0.00
TOTAL							\$5,262.50

Potter, Jr., Ted (72.00)

Year	1st	2nd	3rd	4th	Total	Finish	Money
2012	74	77			151	CUT	0.00
2013	73	72			145	CUT	0.00
2018	71	69	69	71	280	T40	32,400.00
TOTAL							\$32,400.00

Poulter, Ian (70.10)

Year	1st	2nd	3rd	4th	Total	Finish	Money
2006	72	71	65	71	279	T9	155,250.00
2007	70	67	70	67	274	T9	189,000.00
2008	73	72			145	CUT	0.00
2009	67	72	70	70	279	T9	202,500.00
2010	70	72	66	70	278	T15	116,250.00
2011	71	67	64		202	T18	100,800.00
2012	68	71	76	69	284	T36	40,200.00
2013	77	68			145	CUT	0.00
2014	72	72			144	CUT	0.00
2015	78	74			152	CUT	0.00
2017	71	70	74	73	288	66	18,200.00
2018	69	73	70	69	281	T48	22,162.50
2019	68	66	71	68	273	T10	240,500.00
2020	66	67	73	69	275	T39	39,425.00
2021	72	66	71	67	276	T31	48,925.00
TOTAL							\$1,173,212.50

Powell, Jimmy (82.00)

Year	1st	2nd	3rd	4th	Total	Finish	Money
1981	82				82	W/D	0.00
TOTAL							\$0.00

Power, Seamus (70.21)

Year	1st	2nd	3rd	4th	Total	Finish	Money
2018	71	71	70	67	279	T34	45,450.00
2021	70	67	70	69	276	T31	48,925.00
2022	71	73			144	CUT	0.00
2023	71	73	71	69	284	T66	40,800.00
TOTAL							\$135,175.00

Powers, Greg (72.83)

Year	1st	2nd	3rd	4th	Total	Finish	Money
1978	80	66			146	CUT	0.00
1979	73	71	71	69	284	T17	5,413.34
1980	77	73			150	CUT	0.00
1981	73	73	73	69	288	T36	1,925.00
1982	70	72			142	CUT	0.00
1983	71				71	W/D	0.00
1984	75	79			154	CUT	0.00
1985	78	71			149	CUT	0.00
1995	72	73	72	74	291	T55	2,712.00
TOTAL							\$10,050.34

Price, Nick (71.77)

Year	1st	2nd	3rd	4th	Total	Finish	Money
1983	71	77			148	CUT	0.00
1987	71	77			148	CUT	0.00
1989	74	67	69	70	280	T9	27,000.00
1990	72	70	69	73	284	T43	3,120.00
1996	73				73	W/D	0.00
TOTAL							\$30,120.00

Price, Phillip (76.00)

Year	1st	2nd	3rd	4th	Total	Finish	Money
2005	78	74			152	CUT	0.00
TOTAL							\$0.00

Pride, Dicky (73.09)

Year	1st	2nd	3rd	4th	Total	Finish	Money
1994	76	76			152	CUT	0.00
1996	72	71	74	69	286	T31	6,520.00
1997	71	77			148	CUT	0.00
1998	76	75			151	CUT	0.00
1999	73	69	74	69	285	T41	9,250.00
2000	74	75			149	CUT	0.00
2001	71	72	71	73	287	T52	8,207.50
2012	74	76			150	CUT	0.00
TOTAL							\$23,977.50

Proben, Robert (75.75)

Year	1st	2nd	3rd	4th	Total	Finish	Money
1979	79	73			152	CUT	0.00
1988	78	73			151	CUT	0.00
TOTAL							\$0.00

Pruchnik, Rick (77.00)

Year	1st	2nd	3rd	4th	Total	Finish	Money
1990	75	79			154	CUT	0.00
TOTAL							\$0.00

Prugh, Alex (72.50)

Year	1st	2nd	3rd	4th	Total	Finish	Money
2010	71	74			145	CUT	0.00
TOTAL							\$0.00

Pruitt, Dillard (71.94)

Year	1st	2nd	3rd	4th	Total	Finish	Money
1988	74	78			152	CUT	0.00
1990	73	73			146	CUT	0.00
1991	72	73			145	CUT	0.00
1994	66	71	68	73	278	T13	24,000.00
1995	72	69	70	69	280	T4	47,250.00
1996	76	74			150	CUT	0.00
TOTAL							\$71,250.00

Puett, Roane (73.50)

Year	1st	2nd	3rd	4th	Total	Finish	Money
1967	74	73			147	CUT	0.00
TOTAL							\$0.00

Purdy, Ted (73.36)

Year	1st	2nd	3rd	4th	Total	Finish	Money
1999	79				79	DQ	0.00
2004	69	70	69	74	282	T32	26,670.00
2006	71	75			146	CUT	0.00
2007	69	78			147	CUT	0.00
2009	75	78			153	CUT	0.00
TOTAL							\$26,670.00

Individual Player Records

Purtzer, Tom (73.00)

Year	1st	2nd	3rd	4th	Total	Finish	Money
1976	72	76			148	CUT	0.00
1977	74	75			149	CUT	0.00
1978	75	73			148	CUT	0.00
1979	75	71	71	76	293	T64	824.00
1980	70	72	72	72	286	T39	1,520.00
1981	75	77			152	CUT	0.00
1983	74	76			150	CUT	0.00
1991	71	69	70	71	281	T17	13,533.33
1996	75	70	75	70	290	T62	2,520.00
1997	74	72			146	CUT	0.00
2000	74	73			147	CUT	0.00
TOTAL							\$18,397.33

Putnam, Andrew (69.25)

Year	1st	2nd	3rd	4th	Total	Finish	Money
2018	67	72	76	75	290	T78	16,380.00
2019	69	64	74	67	274	T12	175,750.00
2021	69	70	72	68	279	T56	21,470.00
2022	66	68	67	68	269	T5	480,000.00
2023	68	67	70	68	273	T24	158,285.72
TOTAL							\$851,885.72

Putnam, Michael (73.50)

Year	1st	2nd	3rd	4th	Total	Finish	Money
2007	75	74			149	CUT	0.00
2014	71	74			145	CUT	0.00
TOTAL							\$0.00

Putnam, Mike (73.50)

Year	1st	2nd	3rd	4th	Total	Finish	Money
1984	70	77			147	CUT	0.00
TOTAL							\$0.00

Quigley, Brett (71.33)

Year	1st	2nd	3rd	4th	Total	Finish	Money
1997	71	70	73	74	288	T51	3,610.00
1998	72	73	73		218	T68	3,618.00
1999	74	70	72	71	287	T54	5,625.00
2000	70	70	72	71	283	T16	48,000.00
2001	70	73	72	76	291	T69	6,895.00
2002	75	68	74	71	288	T64	7,210.00
2003	74	67	74	75	290	T69	10,050.00
2004	69	68	72	70	279	T16	73,650.00
2005	73	68	68	75	284	T17	89,125.00
2006	71	66	70	70	277	T3	333,500.00
2007	67	73	72	67	279	T25	49,035.00
2008	71	69	71	72	283	T38	26,600.00
2009	70	77	72	72	291	T67	15,300.00
TOTAL							\$672,218.00

Quigley, Dana (75.00)

Year	1st	2nd	3rd	4th	Total	Finish	Money
1979	79	75			154	CUT	0.00
1980	76	71			147	CUT	0.00
1981	74	75			149	CUT	0.00
TOTAL							\$0.00

Quinn, Fran (74.50)

Year	1st	2nd	3rd	4th	Total	Finish	Money
1992	76	73			149	CUT	0.00
1993	73	76			149	CUT	0.00
TOTAL							\$0.00

Quinney, Jeff (75.00)

Year	1st	2nd	3rd	4th	Total	Finish	Money
2007	75	75			150	CUT	0.00
2008	74	70			144	CUT	0.00
2009	78	78			156	CUT	0.00
TOTAL							\$0.00

Rachels, Sammy (71.75)

Year	1st	2nd	3rd	4th	Total	Finish	Money
1975	73	68	69	72	282	T21	2,257.14
1976	70	71	76	75	292	T81	0.00
TOTAL							\$2,257.14

Ragan, Dave (75.00)

Year	1st	2nd	3rd	4th	Total	Finish	Money
1967	75	73			148	CUT	0.00
1970	77	75			152	CUT	0.00
TOTAL							\$0.00

Rahm, Jon (67.96)

Year	1st	2nd	3rd	4th	Total	Finish	Money
2017	68	68	67	68	271	T3	507,500.00
2018	75	73			148	CUT	0.00
2019	64	68	69	69	270	T3	536,500.00
2020	69	67	67	65	268	T6	332,500.00
2021	63	67	67	69	266	T3	655,500.00
2022	67	69	67	66	269	T5	480,000.00
2023	73	67	67	68	275	T37	88,000.00
TOTAL							\$2,600,000.00

Rai, Aaron (69.25)

Year	1st	2nd	3rd	4th	Total	Finish	Money
2022	69	68	69	71	277	T51	36,050.00
2023	66	68	70	73	277	T49	50,533.33
TOTAL							\$86,583.33

Ramey, Chad (71.50)

Year	1st	2nd	3rd	4th	Total	Finish	Money
2022	74	69			143	CUT	0.00
TOTAL							\$0.00

Randall, Ross (73.25)

Year	1st	2nd	3rd	4th	Total	Finish	Money
1971	73	76			149	CUT	0.00
1973	72	75			147	CUT	0.00
1975	74	70	76	70	290	T60	468.67
TOTAL							\$468.67

Randolph, Sam (74.33)

Year	1st	2nd	3rd	4th	Total	Finish	Money
1988	75	75			150	CUT	0.00
1989	74	78			152	CUT	0.00
1991	69	75			144	CUT	0.00
TOTAL							\$0.00

Rarick, Rick (73.00)

Year	1st	2nd	3rd	4th	Total	Finish	Money
1973	72	74			146	CUT	0.00
TOTAL							\$0.00

Rashell, Rob (74.00)

Year	1st	2nd	3rd	4th	Total	Finish	Money
2005	75	73			148	CUT	0.00
TOTAL							\$0.00

Rassett, Joey (74.09)

Year	1st	2nd	3rd	4th	Total	Finish	Money
1983	73	73	74	75	295	T76	837.00
1988	76	78			154	CUT	0.00
1994	75	69	71	73	288	T58	2,652.00
1995	78				78	W/D	0.00
TOTAL							\$3,489.00

Raulerson, Charles (74.38)

Year	1st	2nd	3rd	4th	Total	Finish	Money
1994	80	72			152	CUT	0.00
1999	71	73	71	78	293	T76	4,650.00
2000	75	75			150	CUT	0.00
TOTAL							\$4,650.00

Rautmann, Dick (72.50)

Year	1st	2nd	3rd	4th	Total	Finish	Money
1970	73	72			145	CUT	0.00
TOTAL							\$0.00

Reasor, Mike (72.75)

Year	1st	2nd	3rd	4th	Total	Finish	Money
1969	75	76			151	CUT	0.00
1971	73	72	69	74	288	T54	333.34
1972	72	75			147	CUT	0.00
1976	70	73	72	72	287	T69	152.50
TOTAL							\$485.84

Individual Player Records

Reavie, Chez (69.94)

Year	1st	2nd	3rd	4th	Total	Finish	Money
2008	75	72			147	CUT	0.00
2011	69	70			139	CUT	0.00
2013	69	78			147	CUT	0.00
2016	70	71	70	73	284	T31	45,220.00
2017	69	68	69	70	276	T10	187,500.00
2018	71	66	67	72	276	T20	101,160.00
2019	66	74	69	70	279	T38	39,775.00
2020	68	70	67	72	277	T49	23,169.44
2021	71	66	71	68	276	T31	48,925.00
2022	67	71	67	72	277	T51	36,050.00
TOTAL							\$481,799.44

Redman, Doc (72.75)

Year	1st	2nd	3rd	4th	Total	Finish	Money
2020	73	73			146	CUT	0.00
2021	73	72			145	CUT	0.00
TOTAL							\$0.00

Reed, Patrick (69.40)

Year	1st	2nd	3rd	4th	Total	Finish	Money
2013	73	75			148	CUT	0.00
2014	71	66	73	65	275	T9	208,000.00
2015	68	69	75	72	284	T62	17,572.50
2016	66	68	71	70	275	1	1,530,000.00
2017	70	67	66	75	278	T20	98,350.00
2018	69	71	67	70	277	T25	73,500.00
2019	66	66	67	69	268	1	1,665,000.00
2020	68	71	68	70	277	T49	23,169.45
TOTAL							\$3,615,591.95

Reese, Don (75.29)

Year	1st	2nd	3rd	4th	Total	Finish	Money
1982	78	75			153	CUT	0.00
1986	85	76			161	CUT	0.00
1987	73	74			147	CUT	0.00
1989	69	74	75	79	297	T64	2,100.00
1990	71	73			144	CUT	0.00
1995	75	77			152	CUT	0.00
TOTAL							\$2,100.00

Reeves, John (74.50)

Year	1st	2nd	3rd	4th	Total	Finish	Money
1992	74	75			149	CUT	0.00
TOTAL							\$0.00

Refram, Dean (72.36)

Year	1st	2nd	3rd	4th	Total	Finish	Money
1967	73	73			146	CUT	0.00
1968	70	74	67	74	285	T43	664.28
1969	74	73			147	CUT	0.00
1970	75	73			148	CUT	0.00
1976	72	71	72	72	287	T69	152.50
TOTAL							\$816.78

Regalado, Victor (73.38)

Year	1st	2nd	3rd	4th	Total	Finish	Money
1975	73				73	DQ	0.00
1977	71	74	75	75	295	T73	0.00
1979	76	74			150	CUT	0.00
1980	69	74	73	72	288	T54	908.00
1982	72	68	70	72	282	T47	995.20
1983	74	67	69	80	290	T50	1,077.00
1984	77	76			153	CUT	0.00
1985	83				83	W/D	0.00
1986	73	74			147	CUT	0.00
1987	76	71			147	CUT	0.00
TOTAL							\$2,980.20

Rego, Clyde (76.00)

Year	1st	2nd	3rd	4th	Total	Finish	Money
1984	77	75			152	CUT	0.00
TOTAL							\$0.00

Reid, Mike (71.18)

Year	1st	2nd	3rd	4th	Total	Finish	Money
1977	70	74	75	75	294	72	0.00
1980	66	70	72	69	277	T4	16,533.34
1981	71	75	72	66	284	T22	3,840.00
1983	71	71	67	70	279	T4	18,600.00
1984	73	68	75	68	284	T36	2,354.80
1985	73	71	67	75	286	T30	3,037.66
1986	68	69	68	72	277	5	24,000.00
1987	68	66	69	75	278	T4	24,800.00
1988	69	71	71	72	283	T18	9,128.00
1989	69	72	68	71	280	T9	27,000.00
1992	75	73			148	CUT	0.00
1994	65	70	73	75	283	T38	5,040.00
1995	70	73	75	74	292	T60	2,592.00
1996	66	71	73	72	282	T11	25,440.00
1997	70	69	68	74	281	T12	29,400.00
1998	76	74			150	CUT	0.00
1999	71	72	68	73	284	T35	12,062.50
2000	71	72	70	77	290	T54	6,900.00
2001	76	68	74	75	293	76	6,580.00
TOTAL							\$217,308.30

Reid, Steve (72.91)

Year	1st	2nd	3rd	4th	Total	Finish	Money
1968	75				75	W/D	0.00
1969	73	72	74	70	289	T53	476.19
1970	74	72			146	CUT	0.00
1972	72	70	74	76	292	T63	416.67
TOTAL							\$892.86

Reif, Ron (74.33)

Year	1st	2nd	3rd	4th	Total	Finish	Money
1969	76	72			148	CUT	0.00
1970	75	77			151	CUT	0.00
1971	74	72			146	CUT	0.00
TOTAL							\$0.00

Reifers, Kyle (72.33)

Year	1st	2nd	3rd	4th	Total	Finish	Money
2015	68	76			144	CUT	0.00
2016	72	73	75	70	290	T68	17,255.00
TOTAL							\$17,255.00

Reilly, Mike (79.00)

Year	1st	2nd	3rd	4th	Total	Finish	Money
2003	76	82			158	CUT	0.00
TOTAL							\$0.00

Renner, Jack (72.15)

Year	1st	2nd	3rd	4th	Total	Finish	Money
1979	69	71	70	67	277	1	72,000.00
1980	75	70			145	CUT	0.00
1981	74	76			150	CUT	0.00
1982	69	69	68	69	275	T11	8,200.00
1983	70	72	76	68	286	T25	3,435.00
1984	76	73			149	CUT	0.00
1985	75	68	72	73	288	T42	1,900.00
1986	80	70			150	CUT	0.00
1987	75	71			146	W/D	0.00
1988	74	68	74	70	286	T30	4,252.67
1989	74	79			153	CUT	0.00
1995	70	78			148	CUT	0.00
TOTAL							\$89,787.67

Rentz, Larry (74.10)

Year	1st	2nd	3rd	4th	Total	Finish	Money
1986	75	69	73	73	290	T56	1,326.00
1991	75	71			146	CUT	0.00
1992	78	75			153	CUT	0.00
1993	78	74			152	CUT	0.00
TOTAL							\$1,326.00

Restino, John (75.00)

Year	1st	2nd	3rd	4th	Total	Finish	Money
2000	80	70			150	CUT	0.00
TOTAL							\$0.00

Individual Player Records

Rhoads, Rick (72.33)

Year	1st	2nd	3rd	4th	Total	Finish	Money
1971	69	72	74	74	289	T58	333.00
1974	71	74			145	CUT	0.00
TOTAL							\$333.00

Rhyan, Dick (73.80)

Year	1st	2nd	3rd	4th	Total	Finish	Money
1968	71	74			145	CUT	0.00
1969	79	73			152	CUT	0.00
1970	74	72			146	CUT	0.00
1972	73	75			148	CUT	0.00
1975	72	75			147	CUT	0.00
TOTAL							\$0.00

Rhyan, Tad (80.50)

Year	1st	2nd	3rd	4th	Total	Finish	Money
1993	79	82			161	CUT	0.00
TOTAL							\$0.00

Ridings, Tag (73.33)

Year	1st	2nd	3rd	4th	Total	Finish	Money
2005	78	72			150	CUT	0.00
2006	71	71	70	78	290	T58	12,707.50
TOTAL							\$12,707.50

Riegger, John (73.57)

Year	1st	2nd	3rd	4th	Total	Finish	Money
1987	73	76			149	CUT	0.00
1992	76	77			153	CUT	0.00
1998	72	73	70		215	T47	4,623.43
2002	80				80	W/D	0.00
2003	71	68	75	72	286	T54	11,450.00
2004	72	75			147	CUT	0.00
TOTAL							\$16,073.43

Riley, Chris (73.20)

Year	1st	2nd	3rd	4th	Total	Finish	Money
1999	79	70			149	CUT	0.00
2000	70	71	76	78	295	T71	5,940.00
2001	73	71	74	73	291	T69	6,895.00
2004	73	69			142	CUT	0.00
2005	75	80			155	CUT	0.00
2009	72	75	70	70	287	T46	20,400.00
2010	70	75			145	CUT	0.00
TOTAL							\$33,235.00

Riley, Davis (68.75)

Year	1st	2nd	3rd	4th	Total	Finish	Money
2022	69	67	68	70	274	T31	78,886.36
2023	75	68	66	67	276	T43	64,133.33
TOTAL							\$143,019.69

Rinker, Larry (72.60)

Year	1st	2nd	3rd	4th	Total	Finish	Money
1982	75	65	71	71	282	T47	995.20
1983	74	71	74	74	293	T68	895.50
1984	72	77			149	CUT	0.00
1985	77	75			152	CUT	0.00
1986	70	69	74	75	288	T41	2,100.00
1988	71	71	72	74	288	T44	2,240.00
1989	71	75			146	CUT	0.00
1990	67	70	72	73	282	T33	5,525.00
1991	68	73	65	71	277	T5	36,500.00
1992	72	75			147	CUT	0.00
1993	72	74	70	72	288	T26	7,400.00
1994	77	74			151	CUT	0.00
1995	69	74	73	71	287	T36	5,775.00
1996	72	80			152	CUT	0.00
1997	75	74			149	CUT	0.00
1998	76	74			150	CUT	0.00
1999	75	74			149	CUT	0.00
TOTAL							\$61,430.70

Rinker, Lee (71.94)

Year	1st	2nd	3rd	4th	Total	Finish	Money
1995	74	73			147	CUT	0.00
1996	71	73	70	71	285	T24	9,497.14
1997	69	73	70	73	285	T33	8,100.00
1998	73	69	69		211	T17	23,554.29
1999	73	72	74	76	295	T80	4,450.00
TOTAL							\$45,601.43

Rintoul, Steve (73.13)

Year	1st	2nd	3rd	4th	Total	Finish	Money
1994	72	71	75	68	286	T54	2,760.00
1995	76	70			146	CUT	0.00
1996	76	77			153	CUT	0.00
TOTAL							\$2,760.00

Roberts, Loren (70.94)

Year	1st	2nd	3rd	4th	Total	Finish	Money
1981	71	74	73	78	296	T66	824.00
1983	73	74	71	73	291	T56	990.00
1984	68	69	70	71	278	T10	11,500.00
1985	70	74	74	72	290	T49	1,247.50
1986	74	72			146	CUT	0.00
1987	66	71	71	75	283	T17	8,700.00
1988	66	71	73	70	280	T6	22,662.50
1989	73	70	72	73	288	T41	3,600.00
1990	71	67	69	69	276	T7	30,125.00
1991	68	73	67	71	279	T10	24,000.00
1992	72	68	75	71	286	T39	4,000.00
1993	72	69	71	74	286	T16	14,500.00
1994	73	73			146	CUT	0.00
1996	69	72	73	71	285	T24	9,497.14
1999	71	71	68	69	279	T5	84,750.00
2001	72	72	71	70	285	T47	9,613.33
2002	64	68	71	71	274	T2	261,333.33
2003	71	71	71	66	279	T22	45,071.42
2004	67	70	64	78	279	T16	73,650.00
2005	74	69	72	69	284	T17	89,125.00
2006	71	70	73	71	285	T29	35,773.22
TOTAL							\$730,962.44

Rocca, Costantino (72.25)

Year	1st	2nd	3rd	4th	Total	Finish	Money
1996	67	76	69	77	289	T53	2,714.66
TOTAL							\$2,714.66

Rodgers, Patrick (71.69)

Year	1st	2nd	3rd	4th	Total	Finish	Money
2016	74	73			147	CUT	0.00
2017	71	75			146	CUT	0.00
2019	76	68			144	CUT	0.00
2020	71	67	76	77	291	T70	19,475.00
2022	70	71			141	CUT	0.00
2023	70	72	66	70	278	T52	46,400.00
TOTAL							\$65,875.00

Rodgers, Phil (71.71)

Year	1st	2nd	3rd	4th	Total	Finish	Money
1967	71	71	70	74	286	T37	1,281.25
1968	75	71			146	CUT	0.00
1969	70	73	70	74	287	T43	765.00
1970	69	70	72	67	278	T6	6,910.72
1971	71	72	72	70	285	T36	1,143.75
1972	74	73			147	CUT	0.00
1973	70	70	76	73	289	T64	431.25
1974	74	75			149	CUT	0.00
1975	74	70	71	74	289	T57	525.00
1976	69	70	72	71	282	T40	1,080.00
TOTAL							\$12,136.97

Rodriguez, Anthony (76.00)

Year	1st	2nd	3rd	4th	Total	Finish	Money
1997	77	75			152	CUT	0.00
TOTAL							\$0.00

Individual Player Records

Rodriguez, Chi Chi (71.77)

Year	1st	2nd	3rd	4th	Total	Finish	Money
1967	70	69	69	70	278	T7	8,125.00
1968	70	73	74	70	287	T55	0.00
1969	75	75			150	CUT	0.00
1970	71	69	74	68	282	T28	1,635.72
1971	72	76			148	CUT	0.00
1972	71	68	71	69	279	T9	6,250.00
1973	71	69	68	71	279	T19	2,515.63
1974	77	73			150	CUT	0.00
1975	73	74			147	CUT	0.00
1976	68	73	74	71	286	T63	517.50
1977	73	75			148	CUT	0.00
1978	69	73	71	73	286	T49	730.00
1979	73	71	71	69	284	T17	5,413.33
1980	72	73			145	CUT	0.00
1982	70	69	73	68	280	T35	1,888.57
1983	79	72			151	CUT	0.00
1984	71	71	70	75	287	T53	1,170.00
1985	80	72			152	CUT	0.00
TOTAL							\$28,245.75

Roesink, Martin (80.00)

Year	1st	2nd	3rd	4th	Total	Finish	Money
1973	80				80	W/D	0.00
TOTAL							\$0.00

Rogers, Bill (71.87)

Year	1st	2nd	3rd	4th	Total	Finish	Money
1975	73	72			145	CUT	0.00
1976	71	72	77	68	288	T75	0.00
1978	76	69			145	CUT	0.00
1979	73	73	69	71	286	T30	2,484.00
1981	70	72	69	73	284	T22	3,840.00
1982	69	69	67	69	274	T9	11,200.00
1985	77	74			151	CUT	0.00
1986	74	69	75	70	288	T41	2,100.00
1987	75	70	73	77	295	T71	1,182.00
TOTAL							\$20,806.00

Rollins, John (71.83)

Year	1st	2nd	3rd	4th	Total	Finish	Money
2000	79	74			153	CUT	0.00
2002	67	75	72	71	285	T50	8,442.00
2003	70	67	67	67	271	2	540,000.00
2004	72	66	74	73	285	T55	11,865.00
2005	68	74	72	79	293	T63	12,190.00
2006	75	68	69	75	287	T42	20,125.00
2007	71	71	70	71	283	T54	15,890.00
2008	72	72			144	CUT	0.00
2009	71	73	73	76	293	T73	14,400.00
2010	76	70			146	CUT	0.00
2011	67	72			139	CUT	0.00
2012	72	69	74	72	287	T54	18,000.00
2013	73	78			151	CUT	0.00
TOTAL							\$640,912.00

Romero, Andres (71.26)

Year	1st	2nd	3rd	4th	Total	Finish	Money
2008	72	68	77	68	285	T55	15,680.00
2010	73	69	70	72	284	T52	17,587.50
2011	72	66	70		208	T64	16,800.00
2012	79	69			148	CUT	0.00
2013	73	75			148	CUT	0.00
2014	72	70	68	71	281	T38	32,000.00
TOTAL							\$82,067.50

Romero, Eduardo (75.50)

Year	1st	2nd	3rd	4th	Total	Finish	Money
1986	76	75			151	CUT	0.00
TOTAL							\$0.00

Rosburg, Bob (72.07)

Year	1st	2nd	3rd	4th	Total	Finish	Money
1967	76	73			149	CUT	0.00
1968	73	73			146	CUT	0.00
1971	71	69	71	71	282	T19	3,000.00
1972	69	71	71	68	279	T9	6,250.00
1973	73				73	W/D	0.00
1974	74	78			152	CUT	0.00
TOTAL							\$9,250.00

Rose, Clarence (71.25)

Year	1st	2nd	3rd	4th	Total	Finish	Money
1982	68	71	70	71	280	T35	1,888.57
1983	76	74			150	CUT	0.00
1984	73	72			145	CUT	0.00
1985	70	66	70	77	283	T12	8,937.50
1986	78	71			149	CUT	0.00
1988	72	71	71	69	283	T18	9,128.00
1989	72	69	67	70	278	T3	58,000.00
1990	68	72	73	69	282	T33	5,525.00
1996	74	69	76	72	291	T69	2,388.00
1997	69	69	70	69	277	T6	50,250.00
1998	72	75			147	CUT	0.00
TOTAL							\$136,117.07

Rose, Justin (69.84)

Year	1st	2nd	3rd	4th	Total	Finish	Money
2005	74	68	76	74	292	T61	12,477.50
2006	71	73			144	CUT	0.00
2007	70	68	70	68	276	T14	126,000.00
2009	73	72	69	72	286	T41	27,750.00
2010	72	69	65	72	278	T15	116,250.00
2011	67	65	67		199	T6	259,000.00
2012	67	72	79	68	286	T46	21,080.00
2013	68	68	70	68	274	T2	528,000.00
2014	68	70	70	72	280	T30	46,500.00
2015	77	65	63	70	275	T16	127,875.00
2016	73	70	70	71	284	T31	45,220.00
2017	68	68	69	71	276	T10	187,500.00
2018	72	74			146	CUT	0.00
2019	65	68	69	71	273	T10	240,500.00
2020	69	70	67	67	273	T25	76,237.50
2022	71	75			146	CUT	0.00
2023	76	67	61	68	272	T20	233,000.00
TOTAL							\$2,047,390.00

Ross, John (73.50)

Year	1st	2nd	3rd	4th	Total	Finish	Money
1992	72	75			147	CUT	0.00
TOTAL							\$0.00

Rouse, Dennis (74.50)

Year	1st	2nd	3rd	4th	Total	Finish	Money
1971	74	75			149	CUT	0.00
TOTAL							\$0.00

Rousseau, Bobby (78.00)

Year	1st	2nd	3rd	4th	Total	Finish	Money
1972	78	78			156	CUT	0.00
TOTAL							\$0.00

Roy, Jim (77.00)

Year	1st	2nd	3rd	4th	Total	Finish	Money
1983	77	77			154	CUT	0.00
TOTAL							\$0.00

Royer, Hugh (70.63)

Year	1st	2nd	3rd	4th	Total	Finish	Money
1970	67	71	72	70	280	T17	3,125.00
1971	70	70	73	72	285	T36	1,143.00
TOTAL							\$4,268.00

Royer III, Hugh (71.89)

Year	1st	2nd	3rd	4th	Total	Finish	Money
1996	74	74			148	CUT	0.00
1997	73	70	73	73	289	T54	3,360.00
1998	68	72	70		210	T12	35,280.00
TOTAL							\$38,640.00

Individual Player Records

Rudolph, Craig (75.00)

Year	1st	2nd	3rd	4th	Total	Finish	Money
1991	73	77			150	CUT	0.00
TOTAL							\$0.00

Rudolph, Mason (71.34)

Year	1st	2nd	3rd	4th	Total	Finish	Money
1967	66	68	75	71	280	T12	4,937.50
1968	72	76			148	CUT	0.00
1969	72	75			147	CUT	0.00
1970	71	69	69	74	283	T35	1,270.83
1971	71	73	70	65	279	T6	8,125.00
1972	69	73	71	75	288	T49	460.00
1973	69	69	72	69	279	T19	2,515.62
1974	68	71	71	71	281	T21	2,375.00
1975	72	71	72	72	287	T49	615.00
1976	74	71			145	CUT	0.00
1977	72	78			150	CUT	0.00
1978	71	73			144	CUT	0.00
TOTAL							\$20,298.95

Rummells, Dave (74.00)

Year	1st	2nd	3rd	4th	Total	Finish	Money
1986	76	69	74	77	296	T74	1,146.00
TOTAL							\$1,146.00

Rusnak, Gary (73.00)

Year	1st	2nd	3rd	4th	Total	Finish	Money
1996	71	75			146	CUT	0.00
TOTAL							\$0.00

Ryder, Sam (69.94)

Year	1st	2nd	3rd	4th	Total	Finish	Money
2018	69	69	68	72	278	T28	59,850.00
2019	71	74			145	CUT	0.00
2020	74	69			143	CUT	0.00
2021	72	70			142	CUT	0.00
2022	68	66	71	72	277	T51	36,050.00
2023	68	70	68	68	274	T31	116,000.00
TOTAL							\$211,900.00

Rymer, Charlie (72.80)

Year	1st	2nd	3rd	4th	Total	Finish	Money
1995	71	69	74	75	289	T48	3,204.00
1996	77	76			153	CUT	0.00
1997	70	75	71	70	286	T38	6,450.00
TOTAL							\$9,654.00

Sabbatini, Rory (70.81)

Year	1st	2nd	3rd	4th	Total	Finish	Money
1999	75	78			153	CUT	0.00
2001	71	74			145	CUT	0.00
2003	71	71	73	69	284	T43	16,033.33
2004	69	68	65	70	272	T2	462,000.00
2005	79				79	W/D	0.00
2006	71	74			145	CUT	0.00
2007	63	71	69	68	271	3	476,000.00
2008	70	70	72	69	281	T24	55,400.00
2009	76	73			149	CUT	0.00
2010	68	74	69	64	275	T5	263,437.50
2011	68	66	68		202	T18	100,800.00
2012	75	74			149	CUT	0.00
2013	71	67	71	68	277	T13	160,000.00
2014	76	75			151	CUT	0.00
2015	71	70	67	69	277	T24	66,825.00
2017	73	72			145	CUT	0.00
2018	71	75			146	CUT	0.00
2019	68	73	71	68	280	T43	27,565.00
2020	73	70			143	CUT	0.00
TOTAL							\$1,628,060.83

Sabo, Ed (72.38)

Year	1st	2nd	3rd	4th	Total	Finish	Money
1977	80	71			151	CUT	0.00
1978	67	68	74	72	281	T23	2,480.00
1979	72	74	71	70	287	T35	1,930.00
1981	75	73			148	CUT	0.00
1983	74				74	W/D	0.00
TOTAL							\$4,410.00

Sadakata, Akio (72.50)

Year	1st	2nd	3rd	4th	Total	Finish	Money
2003	75	70			145	CUT	0.00
TOTAL							\$0.00

San Filippo, Mike (75.25)

Year	1st	2nd	3rd	4th	Total	Finish	Money
1986	74	73			147	CUT	0.00
1987	76	78			154	CUT	0.00
TOTAL							\$0.00

Sandelin, Jarmo (75.50)

Year	1st	2nd	3rd	4th	Total	Finish	Money
1996	78	73			151	CUT	0.00
TOTAL							\$0.00

Sander, Bill (74.63)

Year	1st	2nd	3rd	4th	Total	Finish	Money
1978	77	75			152	CUT	0.00
1979	71	76			147	CUT	0.00
1982	74				74	DQ	0.00
1984	73	74			147	CUT	0.00
1985	74	77			151	CUT	0.00
1986	71	77			148	CUT	0.00
1987	72	79			151	CUT	0.00
1988	72	74			146	CUT	0.00
1989	72	72			144	CUT	0.00
1992	78	80			158	CUT	0.00
TOTAL							\$0.00

Sanders, Doug (71.83)

Year	1st	2nd	3rd	4th	Total	Finish	Money
1967	69	68	69	71	277	6	9,500.00
1968	69	70	74	70	283	T32	1,531.25
1969	73	71	68	72	284	T25	1,887.50
1970	74	69	68	72	283	T35	1,270.83
1971	68	73	72	71	284	T31	1,505.00
1972	69	71	74	66	280	T12	4,833.34
1975	73	73			146	CUT	0.00
1979	77	75			152	CUT	0.00
1980	77	72			149	CUT	0.00
1981	75	73			148	CUT	0.00
1982	74	72			146	CUT	0.00
1983	77	77			154	CUT	0.00
TOTAL							\$20,527.92

Sanders, Jeff (74.00)

Year	1st	2nd	3rd	4th	Total	Finish	Money
1982	73	71			144	CUT	0.00
1983	76	73			149	CUT	0.00
1985	75	76			151	CUT	0.00
TOTAL							\$0.00

Sanders, Monte (75.75)

Year	1st	2nd	3rd	4th	Total	Finish	Money
1968	78	76			154	CUT	0.00
1976	72	77			149	CUT	0.00
TOTAL							\$0.00

Sanges, John (76.00)

Year	1st	2nd	3rd	4th	Total	Finish	Money
1997	76	76			152	CUT	0.00
TOTAL							\$0.00

Individual Player Records

Sanudo, Cesar (73.29)

Year	1st	2nd	3rd	4th	Total	Finish	Money
1971	72	77			149	CUT	0.00
1972	73	72	70	76	291	T59	416.67
1978	75	72			147	CUT	0.00
1979	72	74	79	66	291	T57	888.00
1981	76	72			148	CUT	0.00
TOTAL							\$1,304.67

Saraceno, Tony (79.50)

Year	1st	2nd	3rd	4th	Total	Finish	Money
1987	78	81			159	CUT	0.00
TOTAL							\$0.00

Sarazen, Gene (77.67)

Year	1st	2nd	3rd	4th	Total	Finish	Money
1967	76				76	W/D	0.00
1970	78	79			157	CUT	0.00
TOTAL							\$0.00

Sasaki, Hisayuki (71.25)

Year	1st	2nd	3rd	4th	Total	Finish	Money
1996	71	74	70	70	285	T24	9,497.15
TOTAL							\$9,497.15

Sauers, Gene (72.38)

Year	1st	2nd	3rd	4th	Total	Finish	Money
1985	72	71	69	75	287	T36	2,304.00
1986	75	72			147	CUT	0.00
1988	77	71			148	CUT	0.00
1990	69	71	70	67	277	T11	24,000.00
1992	72	73	65	70	280	T14	16,500.00
1993	79				79	W/D	0.00
1994	74	75			149	CUT	0.00
1997	74	69	73	82	298	T80	2,685.00
1998	72				72	W/D	0.00
TOTAL							\$45,489.00

Saunders, Sam (70.75)

Year	1st	2nd	3rd	4th	Total	Finish	Money
2018	68	70	74	71	283	T60	18,990.00
TOTAL							\$18,990.00

Scally, Chuck (73.50)

Year	1st	2nd	3rd	4th	Total	Finish	Money
1972	69	75	77	73	294	T67	416.66
TOTAL							\$416.66

Schaare, Mark (74.50)

Year	1st	2nd	3rd	4th	Total	Finish	Money
1998	76	73			149	CUT	0.00
TOTAL							\$0.00

Schall, Ken (74.00)

Year	1st	2nd	3rd	4th	Total	Finish	Money
1991	77	71			148	CUT	0.00
TOTAL							\$0.00

Schauffele, Xander (69.13)

Year	1st	2nd	3rd	4th	Total	Finish	Money
2017	71	66	72	68	277	T17	131,250.00
2018	73	70			143	CUT	0.00
2019	70	72			142	CUT	0.00
2020	68	71	67	67	273	T25	76,237.50
2021	70	62	70	71	273	T16	144,875.00
2022	68	68	73	69	278	T57	34,200.00
2023	66	68	70	69	273	T24	158,285.71
TOTAL							\$544,848.21

Scheffler, Scottie (68.36)

Year	1st	2nd	3rd	4th	Total	Finish	Money
2020	70	59	67	71	267	T4	427,500.00
2021	70	68	69	70	277	T43	32,775.00
2022	71	68			139	CUT	0.00
2023	67	66	71	70	274	T31	116,000.00
TOTAL							\$576,275.00

Schenk, Adam (68.55)

Year	1st	2nd	3rd	4th	Total	Finish	Money
2019	67	72	71	67	277	T24	74,925.00
2020	70	66	71	68	275	T39	39,425.00
2021	73	64	69	70	276	T31	48,925.00
2022	71	66	66	71	274	T31	78,886.36
2023	69	66	68	66	269	T6	584,285.72
TOTAL							\$826,447.08

Scherrer, Tom (71.92)

Year	1st	2nd	3rd	4th	Total	Finish	Money
1996	72	74			146	CUT	0.00
1999	74	71	68	71	284	T35	12,062.50
2000	74	70	72	72	288	T42	9,420.00
2002	72	73			145	CUT	0.00
TOTAL							\$21,482.50

Schiene, Marty (74.50)

Year	1st	2nd	3rd	4th	Total	Finish	Money
1993	75	74			149	CUT	0.00
TOTAL							\$0.00

Schiller, Evan (78.50)

Year	1st	2nd	3rd	4th	Total	Finish	Money
1986	83	75			158	CUT	0.00
1987	77	79			156	CUT	0.00
TOTAL							\$0.00

Schlee, John (72.90)

Year	1st	2nd	3rd	4th	Total	Finish	Money
1967	67	73	78		218	W/D	0.00
1968	75	71			146	CUT	0.00
1969	74	73			147	CUT	0.00
1970	73	70	73	74	290	T73	312.50
1972	69	71	77	75	292	T63	416.67
1973	70	74			144	CUT	0.00
1975	77				77	W/D	0.00
1976	75	69			144	CUT	0.00
TOTAL							\$729.17

Schlicht, Ralph (74.50)

Year	1st	2nd	3rd	4th	Total	Finish	Money
1973	77	72			149	CUT	0.00
TOTAL							\$0.00

Schniederjans, Ollie (73.00)

Year	1st	2nd	3rd	4th	Total	Finish	Money
2017	71	77			148	CUT	0.00
2018	71	73			144	CUT	0.00
TOTAL							\$0.00

Schoener, Bob (74.00)

Year	1st	2nd	3rd	4th	Total	Finish	Money
1970	77	71			148	CUT	0.00
TOTAL							\$0.00

Schreyer, Dave (74.50)

Year	1st	2nd	3rd	4th	Total	Finish	Money
1992	74	71	75	78	298	T72	1,960.00
TOTAL							\$1,960.00

Schroeder, John (72.15)

Year	1st	2nd	3rd	4th	Total	Finish	Money
1970	69	68	71	70	278	T6	6,910.71
1971	77	74			151	CUT	0.00
1972	74	73			147	CUT	0.00
1973	70	74			144	CUT	0.00
1974	71	72	72	67	282	T26	1,701.45
1977	75	70	73	75	293	T66	400.00
1978	71	72	73	74	290	T65	510.00
1979	75	72			147	CUT	0.00
1980	68	76			144	CUT	0.00
1981	74	69	69	72	284	T22	3,840.00
1982	71	75			146	CUT	0.00
1995	75	72			147	CUT	0.00
TOTAL							\$13,362.16

Individual Player Records

Schuchart, Mike (77.00)

Year	1st	2nd	3rd	4th	Total	Finish	Money
1990	71	73			144	CUT	0.00
1993	79	85			164	CUT	0.00
TOTAL							\$0.00

Schulz, Ted (72.54)

Year	1st	2nd	3rd	4th	Total	Finish	Money
1987	77	68	74	72	291	T58	1,314.00
1989	70	69	70	75	284	T23	8,428.57
1990	71	68	70	76	285	T50	2,348.88
1991	74	72			146	CUT	0.00
1992	67	73	72	74	286	T39	4,000.00
1993	76	71	73	71	291	T38	4,200.00
1994	75	76			151	CUT	0.00
1995	76	76			152	CUT	0.00
TOTAL							\$20,291.45

Schwab, Matthias (70.50)

Year	1st	2nd	3rd	4th	Total	Finish	Money
2022	68	73			141	CUT	0.00
TOTAL							\$0.00

Schwab, Pat (71.75)

Year	1st	2nd	3rd	4th	Total	Finish	Money
1967	70	72	69	72	283	T22	2,337.50
1968	70	69	70	73	282	T23	2,034.72
1969	75	75			150	CUT	0.00
1972	75	71			146	CUT	0.00
TOTAL							\$4,372.22

Schwartz, Dick (73.50)

Year	1st	2nd	3rd	4th	Total	Finish	Money
1968	77	70			147	CUT	0.00
TOTAL							\$0.00

Schwartzel, Charl (70.77)

Year	1st	2nd	3rd	4th	Total	Finish	Money
2012	71	69	69	74	283	T24	56,700.00
2013	68	67	74	71	280	T25	58,500.00
2014	69	70	71	70	280	T30	46,500.00
2015	72	72			144	CUT	0.00
2016	73	71	67	76	287	T53	19,404.28
2017	70	70	71	69	280	T29	58,187.50
2018	74	69			143	CUT	0.00
2021	72	71			143	CUT	0.00
TOTAL							\$239,291.78

Schwarzrock, Brent (73.75)

Year	1st	2nd	3rd	4th	Total	Finish	Money
2001	71	73	78	73	295	T77	6,475.00
TOTAL							\$6,475.00

Scott, Adam (69.86)

Year	1st	2nd	3rd	4th	Total	Finish	Money
2002	72	71	77	72	292	T79	6,265.00
2004	71	70	72	69	282	T32	26,670.00
2006	65	72	69	70	276	2	621,000.00
2007	67	69	72	68	276	T14	126,000.00
2008	68	82			150	CUT	0.00
2009	75	72	72	70	289	T58	16,425.00
2010	66	71	68	71	276	T9	202,500.00
2011	66	67	76		209	T67	16,320.00
2012	70	69	74	75	288	62	17,280.00
2013	69	66	72	66	273	1	1,440,000.00
2014	69	65	75	68	277	T15	132,000.00
2015	71	73			144	CUT	0.00
2016	69	72	65	71	277	T4	351,333.33
2018	69	64	70	69	272	T5	328,500.00
2019	68	69	69	65	271	5	370,000.00
2020	66	70	75	67	278	T58	21,565.00
2021	67	75			142	CUT	0.00
2022	66	67	70	66	269	T5	480,000.00
TOTAL							\$4,155,858.33

Seligman, Robert (75.25)

Year	1st	2nd	3rd	4th	Total	Finish	Money
1981	74	71	78	78	301	T71	788.00
TOTAL							\$788.00

Senden, John (70.83)

Year	1st	2nd	3rd	4th	Total	Finish	Money
2002	74	72			146	CUT	0.00
2003	73	68	73	70	284	T43	16,033.34
2004	70	68	71	74	283	T42	15,807.27
2005	69	67	72	73	281	T7	173,218.75
2006	73	68	69	73	283	T18	69,985.71
2007	75	71			146	CUT	0.00
2008	71	70	72	69	282	T31	39,700.00
2009	72	73	71	74	290	T64	15,750.00
2010	67	69	70	72	278	T15	116,250.00
2011	72	67			139	CUT	0.00
2012	68	68	72	74	282	T19	96,960.00
2013	71	71	71	75	288	T62	17,120.00
2014	68	71	74	66	279	T22	70,200.00
2015	69	70	74	67	280	T45	24,156.00
2016	70	71	75	68	284	T31	45,220.00
TOTAL							\$700,401.07

Senior, Peter (71.75)

Year	1st	2nd	3rd	4th	Total	Finish	Money
1988	69	75	72	71	287	T36	3,084.25
TOTAL							\$3,084.25

Shankland, Craig (76.33)

Year	1st	2nd	3rd	4th	Total	Finish	Money
1970	74	76			150	CUT	0.00
1975	78	74			152	CUT	0.00
1978	76	80			156	CUT	0.00
TOTAL							\$0.00

Shave, Jr., Bob (74.50)

Year	1st	2nd	3rd	4th	Total	Finish	Money
1967	73	76			149	CUT	0.00
TOTAL							\$0.00

Shaw, Bob (76.50)

Year	1st	2nd	3rd	4th	Total	Finish	Money
1969	75	78			153	CUT	0.00
TOTAL							\$0.00

Shaw, Tom (72.79)

Year	1st	2nd	3rd	4th	Total	Finish	Money
1968	75	76			151	CUT	0.00
1969	70	71	71	73	285	T31	1,428.12
1970	71	78			149	CUT	0.00
1971	76	77			153	CUT	0.00
1972	71	71	78	74	294	T67	416.66
1973	74	74			148	CUT	0.00
1974	74	76			150	CUT	0.00
1975	72	71	67	67	277	T6	8,125.00
1976	70	74			144	CUT	0.00
1977	70	74	71	78	293	T66	400.00
1980	77	73			150	CUT	0.00
1982	70	69	69	73	281	T42	1,400.00
TOTAL							\$11,769.78

Shea, Mike (72.50)

Year	1st	2nd	3rd	4th	Total	Finish	Money
1978	70	75			145	CUT	0.00
TOTAL							\$0.00

Shearer, Bob (72.00)

Year	1st	2nd	3rd	4th	Total	Finish	Money
1977	72	73	69	72	286	T35	1,385.62
1978	69	72	70	75	286	T49	730.00
1979	72	72	72	74	290	T50	950.86
1981	75	71	75	75	296	T66	824.00
1982	71	70	70	72	283	T57	880.00
1983	73	72	76	70	291	T56	990.00
1984	71	69	69	75	284	T36	2,354.80
TOTAL							\$8,115.28

Individual Player Records

Sheehan, Patrick (72.19)

Year	1st	2nd	3rd	4th	Total	Finish	Money
2003	71	72			143	CUT	0.00
2004	71	69	76	78	294	82	9,240.00
2005	69	75	75	74	293	T63	12,190.00
2006	72	72			144	CUT	0.00
2008	69	70	70	72	281	T24	55,400.00
TOTAL							\$76,830.00

Sheff, David (71.75)

Year	1st	2nd	3rd	4th	Total	Finish	Money
1976	71	72	72	72	287	T69	152.50
TOTAL							\$152.50

Shelton, Robby (67.75)

Year	1st	2nd	3rd	4th	Total	Finish	Money
2020	66	71	71	63	271	T13	175,275.00
TOTAL							\$175,275.00

Shields, Robert (74.50)

Year	1st	2nd	3rd	4th	Total	Finish	Money
1967	77	72			149	CUT	0.00
TOTAL							\$0.00

Shifflett, Tim (78.00)

Year	1st	2nd	3rd	4th	Total	Finish	Money
1994	76	80			156	CUT	0.00
TOTAL							\$0.00

Shirey, Jr., Don (73.13)

Year	1st	2nd	3rd	4th	Total	Finish	Money
1987	76	72			148	CUT	0.00
1989	71	71	76	74	292	T58	2,220.00
1990	74	71			145	CUT	0.00
TOTAL							\$2,220.00

Short, Jr., Wes (75.00)

Year	1st	2nd	3rd	4th	Total	Finish	Money
2005	80				80	W/D	0.00
2006	72	68	77	78	295	T75	10,867.50
TOTAL							\$10,867.50

Sieckmann, Tom (74.20)

Year	1st	2nd	3rd	4th	Total	Finish	Money
1985	76	75			151	CUT	0.00
1986	65	69	75	77	286	T33	3,390.00
1987	74	76			150	CUT	0.00
1988	78	75			153	CUT	0.00
1989	64	70	79	80	293	61	2,180.00
1991	73	72			145	CUT	0.00
1993	77	77			154	CUT	0.00
1994	73	79			152	CUT	0.00
TOTAL							\$5,570.00

Sifford, Charles (71.43)

Year	1st	2nd	3rd	4th	Total	Finish	Money
1967	71	67	72	75	285	T30	1,625.00
1968	69	69	72	74	284	T38	1,170.00
1969	72	74			146	CUT	0.00
1970	73	68	71	72	284	T41	835.71
1971	72	73	73	73	291	T66	333.33
1972	68	70	70	70	278	T7	7,687.50
1973	73	71			144	CUT	0.00
1974	72	72	74	70	288	T59	493.75
TOTAL							\$12,145.29

Sifford, Curtis (73.19)

Year	1st	2nd	3rd	4th	Total	Finish	Money
1969	77	77			154	CUT	0.00
1970	73	72			145	CUT	0.00
1973	71	71	70	78	290	T68	393.50
1974	72	72	72	73	289	T63	450.00
1975	71	74			145	CUT	0.00
1977	73	75			148	CUT	0.00
TOTAL							\$843.50

Sigg, Greyson (69.75)

Year	1st	2nd	3rd	4th	Total	Finish	Money
2022	70	68	72	69	279	T61	33,150.00
TOTAL							\$33,150.00

Sikes, Dan (70.22)

Year	1st	2nd	3rd	4th	Total	Finish	Money
1967	72	62	70	69	273	2	30,000.00
1968	65	70	70	68	273	T2	20,416.67
1969	71	67	70	69	277	3	17,750.00
1970	70	70	69	71	280	T17	3,125.00
1971	77	71			148	CUT	0.00
1972	71	69	72	73	285	T32	1,425.00
1973	70	65	67	71	273	T3	14,750.00
1974	68	71	72	70	281	T21	2,375.00
1975	72	71	69	66	278	T9	6,000.00
1976	70	69	70	68	277	T5	8,793.75
1977	73	67	69	72	281	T16	4,350.00
1978	70	71	70	71	282	T29	1,907.50
1979	77	77			154	CUT	0.00
1980	73	76			149	CUT	0.00
TOTAL							\$110,892.92

Sikes, R.H. (71.77)

Year	1st	2nd	3rd	4th	Total	Finish	Money
1967	72	68	76	66	282	T18	3,375.00
1968	71	68	74	66	279	T14	4,250.00
1969	69	74	71	69	283	T14	3,277.28
1970	73	73			146	CUT	0.00
1971	68	73	69	74	284	T31	1,505.00
1972	78	79			157	CUT	0.00
1981	73	75			148	CUT	0.00
TOTAL							\$12,407.28

Sills, Tony (73.29)

Year	1st	2nd	3rd	4th	Total	Finish	Money
1983	75	73			148	CUT	0.00
1984	72	73			145	CUT	0.00
1985	70	71	71	70	282	T10	13,000.00
1988	79	73			152	CUT	0.00
1989	74	74			148	CUT	0.00
1995	74	77			151	CUT	0.00
TOTAL							\$13,000.00

Silva, Tom (73.50)

Year	1st	2nd	3rd	4th	Total	Finish	Money
1990	72	75			147	CUT	0.00
TOTAL							\$0.00

Silveira, Larry (73.71)

Year	1st	2nd	3rd	4th	Total	Finish	Money
1989	68	72	75	79	294	62	2,160.00
1990	74	71			145	CUT	0.00
1992	72	71	70	75	288	T50	2,362.50
1994	76	79			155	CUT	0.00
1997	80	70			150	CUT	0.00
TOTAL							\$4,522.50

Silvestrone, Art, Jr (77.50)

Year	1st	2nd	3rd	4th	Total	Finish	Money
1981	77	78			155	CUT	0.00
TOTAL							\$0.00

Silvestrone, Sal (85.50)

Year	1st	2nd	3rd	4th	Total	Finish	Money
1995	86	85			171	CUT	0.00
TOTAL							\$0.00

Sim, Michael (70.50)

Year	1st	2nd	3rd	4th	Total	Finish	Money
2010	69	70	71	72	282	T36	30,784.09
TOTAL							\$30,784.09

Individual Player Records

Simons, Jim (71.76)

Year	1st	2nd	3rd	4th	Total	Finish	Money
1972	69	66	79	72	286	T38	1,083.33
1973	72	72			144	CUT	0.00
1975	73	70	73	70	286	T45	750.00
1976	69	70	71	72	282	T40	1,080.00
1977	72	74			146	CUT	0.00
1978	69	73	77	69	288	T60	592.50
1979	74	70	70	71	285	T23	3,371.43
1980	74	72			146	CUT	0.00
1981	72	73	70	68	283	T16	5,800.00
1982	69	69	69	73	280	T35	1,888.57
1983	77	75			152	CUT	0.00
1984	69	76			145	CUT	0.00
1986	68	75	77	71	291	T64	1,254.00
TOTAL							\$15,819.83

Simpson, Scott (71.75)

Year	1st	2nd	3rd	4th	Total	Finish	Money
1979	70	68	70	71	279	T4	17,600.00
1980	73	74			147	CUT	0.00
1981	76	69	71	76	292	T59	880.00
1982	70	70	73	67	280	T35	1,888.58
1983	74	73	71	73	291	T56	990.00
1984	66	68	70	65	269	1	90,000.00
1985	74	71	71	75	291	T53	1,157.50
1986	71	67	70	67	275	T3	34,800.00
1987	71	74	68	73	286	T35	2,832.86
1988	71	69	71	71	282	T12	13,300.00
1989	71	68	71	74	284	T23	8,428.57
1992	78				78	W/D	0.00
1993	74	73	76	71	294	T55	2,260.00
1996	77	71			148	CUT	0.00
1998	73	70	73		216	T54	4,032.00
1999	79	80			159	CUT	0.00
2002	74	73			147	CUT	0.00
TOTAL							\$178,169.51

Simpson, Tim (71.93)

Year	1st	2nd	3rd	4th	Total	Finish	Money
1977	72	72	73	76	293	T66	400.00
1978	73	66	73	71	283	T35	1,511.25
1979	74	76			150	CUT	0.00
1981	69	69	72	72	282	T12	8,100.00
1982	71	69	68	73	281	T42	1,400.00
1983	73	73	75	70	291	T56	990.00
1984	67	73	74	70	284	T36	2,354.80
1985	70	73	69	74	286	T30	3,037.67
1986	75	72			147	CUT	0.00
1988	70	74	70	69	283	T18	9,128.00
1997	71	71	77	78	297	T79	2,730.00
TOTAL							\$29,651.72

Simpson, Webb (69.57)

Year	1st	2nd	3rd	4th	Total	Finish	Money
2009	66	68	72	72	278	8	232,500.00
2010	72	65	72	73	282	T36	30,784.09
2011	71	66	63		200	T10	200,000.00
2012	71	73			144	CUT	0.00
2013	67	66	74	71	278	T15	132,000.00
2014	74	72			146	CUT	0.00
2015	71	68	73	66	278	T30	46,933.34
2016	72	73	71	70	286	T48	21,624.00
2017	73	66	71	65	275	T6	283,281.25
2018	71	66	69	72	278	T28	59,850.00
2019	65	73	67	70	275	T18	129,500.00
2020	70	64	68	66	268	T6	332,500.00
2021	72	66	72	68	278	T47	24,330.55
2022	71	72			143	CUT	0.00
TOTAL							\$1,493,303.23

Sindelar, Joey (71.46)

Year	1st	2nd	3rd	4th	Total	Finish	Money
1984	70	71	71	69	281	T21	5,400.00
1985	71	70	66	76	283	T12	8,937.50
1986	78	67	74	72	291	T64	1,254.00
1988	67	73	76	70	286	T30	4,252.67
1989	70	70	73	70	283	T18	13,040.00
1990	72	73			145	CUT	0.00
1991	72	69	78	68	287	T53	2,315.00
1992	70	74	70	75	289	T58	2,220.00
1993	78	73			151	CUT	0.00
1994	72	73			145	CUT	0.00
1995	75	73			148	CUT	0.00
1996	76	68	67	75	286	T31	6,520.00
1997	73	72	71	74	290	T63	3,165.00
1998	74	71	66		211	T17	23,554.29
1999	71	72	72	75	290	T71	4,950.00
2000	68	68	71	72	279	T5	101,700.00
2001	74				74	W/D	0.00
2002	72	71	68	72	283	T39	13,650.00
2003	66	69	70	68	273	3	340,000.00
2004	68	72	70	72	282	T32	26,670.00
2005	76	71			147	CUT	0.00
2006	68	68	73	75	284	T25	45,856.25
TOTAL							\$603,484.71

Singh, Vijay (70.37)

Year	1st	2nd	3rd	4th	Total	Finish	Money
1993	72	68	74	66	280	1	180,000.00
1994	74				74	W/D	0.00
1995	70	69	67	72	278	1	216,000.00
1996	77	67	69	71	284	T20	13,980.00
1997	67	73	69	72	281	T12	29,400.00
1998	71	70	71		212	T24	13,927.50
1999	75	69	67	68	279	T5	84,750.00
2000	70	71	74	70	285	T24	24,900.00
2001	67	70	70	67	274	T6	121,625.00
2002	75	70			145	CUT	0.00
2003	70	68	71	69	278	T18	67,500.00
2004	63	70	71	70	274	T4	217,000.00
2005	68	71	69	73	281	T7	173,218.75
2006	70	64	72	68	274	1	1,035,000.00
2007	75	71			146	CUT	0.00
2008	70	70	66	70	276	1	1,260,000.00
2009	75	75			150	CUT	0.00
2010	69	75			144	CUT	0.00
2011	65	64	68		197	T3	464,000.00
2012	68	67	76	75	286	T46	21,080.00
2014	69	73	71	76	289	T68	16,240.00
2015	70	70	72	73	285	T66	17,077.50
2016	72	70	74	71	287	T53	19,404.29
TOTAL							\$3,975,103.04

Sisk, Geoffrey (75.50)

Year	1st	2nd	3rd	4th	Total	Finish	Money
1999	77	74			151	CUT	0.00
TOTAL							\$0.00

Skinner, Sonny (73.82)

Year	1st	2nd	3rd	4th	Total	Finish	Money
1990	70	73	77	71	291	T82	1,740.00
1992	77	75			152	CUT	0.00
1997	70	75	75	74	294	T76	2,805.00
1998	75				75	W/D	0.00
TOTAL							\$4,545.00

Sloan, Roger (72.33)

Year	1st	2nd	3rd	4th	Total	Finish	Money
2019	68	70	71	74	283	T64	19,425.00
2021	79	72			151	CUT	0.00
TOTAL							\$19,425.00

Individual Player Records

Slocum, Heath (70.79)

Year	1st	2nd	3rd	4th	Total	Finish	Money
2002	75	75			150	CUT	0.00
2003	73	68	76	70	287	T58	11,050.00
2005	74	71	72	73	290	T51	13,531.67
2007	66	73	67	70	276	T14	126,000.00
2008	73	71			144	CUT	0.00
2009	66	72	70	67	275	1	1,350,000.00
2010	67	71	70	68	276	T9	202,500.00
2011	70	69			139	CUT	0.00
2012	74	71			145	CUT	0.00
TOTAL							\$1,703,081.67

Sluman, Jeff (71.67)

Year	1st	2nd	3rd	4th	Total	Finish	Money
1983	72	72	71	71	286	T25	3,435.00
1985	72	73	75	69	289	T44	1,554.00
1986	75	67	76	70	288	T41	2,100.00
1987	71	76			147	CUT	0.00
1988	74	70	68	69	281	T10	18,200.00
1989	72	69	70	75	286	T32	5,787.50
1990	71	72	68	68	279	T14	16,500.00
1991	74	68	74	69	285	T41	3,315.56
1992	68	80			148	CUT	0.00
1993	73	72	71	79	295	T60	2,180.00
1994	74	74			148	CUT	0.00
1996	70	72	70	73	285	T24	9,497.14
1997	70	70	71	72	283	T21	15,000.00
1998	74				74	W/D	0.00
2002	74	71			145	CUT	0.00
2003	72	71			143	CUT	0.00
2004	69	69			138	DQ	0.00
2005	71	74	74	75	294	T66	11,845.00
2006	69	69	72	68	278	T5	201,968.75
TOTAL							\$291,382.95

Small, Mike (75.50)

Year	1st	2nd	3rd	4th	Total	Finish	Money
1998	77	74			151	CUT	0.00
TOTAL							\$0.00

Small, Terry (72.50)

Year	1st	2nd	3rd	4th	Total	Finish	Money
1973	72	73			145	CUT	0.00
TOTAL							\$0.00

Smalley, Alex (70.50)

Year	1st	2nd	3rd	4th	Total	Finish	Money
2022	71	69			140	CUT	0.00
2023	70	74	70	69	283	65	42,000.00
TOTAL							\$42,000.00

Smith, Bob (71.71)

Year	1st	2nd	3rd	4th	Total	Finish	Money
1968	72	71	73	72	288	T60	0.00
1969	72	73	72	69	286	T39	1,087.50
1970	76	75			151	CUT	0.00
1971	68	68	75	75	286	T44	705.00
1972	68	75	73	72	288	T49	460.00
1973	69	70	71	66	276	T9	6,250.00
1974	74	71			145	CUT	0.00
1975	72	70	69	75	286	T45	750.00
1976	73	72			145	CUT	0.00
1977	71	74	71	71	287	T43	960.00
1979	72	72	71	72	287	T35	1,930.00
1981	70	74	72	71	287	T33	2,260.00
TOTAL							\$14,402.50

Smith, Cameron (68.41)

Year	1st	2nd	3rd	4th	Total	Finish	Money
2017	75	70			145	CUT	0.00
2018	69	68	65	69	271	T3	522,000.00
2019	67	74	70	71	282	T59	20,165.00
2020	69	68	66	69	272	T18	117,189.28
2021	69	68	60	67	264	2	1,035,500.00
2022	67	65	69	70	271	T13	260,892.85
TOTAL							\$1,955,747.13

Smith, Chris (71.55)

Year	1st	2nd	3rd	4th	Total	Finish	Money
1996	74	70	77	73	294	81	2,136.00
1998	77	69	72		218	T68	3,618.00
1999	73	70	70	73	286	T46	6,587.50
2001	72	70	69	69	280	T16	56,000.00
2002	66	69	67	70	272	1	630,000.00
2003	78	65			143	CUT	0.00
2004	71	70	70	78	289	T71	10,237.50
2005	72	74			146	CUT	0.00
2006	74	73			147	CUT	0.00
TOTAL							\$708,579.00

Smith, Ivan (75.00)

Year	1st	2nd	3rd	4th	Total	Finish	Money
1985	74	76			150	CUT	0.00
TOTAL							\$0.00

Smith, Jerry (72.33)

Year	1st	2nd	3rd	4th	Total	Finish	Money
2000	69	72	72	77	290	T54	6,900.00
2001	77	66	74	71	288	T56	7,770.00
2002	73	72			145	CUT	0.00
2006	73	72			145	CUT	0.00
TOTAL							\$14,670.00

Smith, Mike (72.03)

Year	1st	2nd	3rd	4th	Total	Finish	Money
1980	74	70			144	CUT	0.00
1981	73	75			148	CUT	0.00
1984	72	71	72	70	285	T41	1,850.00
1985	72	69	72	70	283	T12	8,937.50
1986	74	71	71	73	289	T48	1,477.50
1987	77	74			151	CUT	0.00
1990	71	77			148	CUT	0.00
1991	75				75	W/D	0.00
1992	73	69	67	70	279	T9	25,000.00
1993	72	73	69	68	282	T5	38,000.00
1995	72	73	74	74	293	T65	2,460.00
TOTAL							\$77,725.00

Smith, Ron (73.50)

Year	1st	2nd	3rd	4th	Total	Finish	Money
1974	72	70	76	76	294	72	0.00
TOTAL							\$0.00

Smith, Stuart (73.50)

Year	1st	2nd	3rd	4th	Total	Finish	Money
1985	70	77			147	CUT	0.00
TOTAL							\$0.00

Smith, Taylor (73.17)

Year	1st	2nd	3rd	4th	Total	Finish	Money
1996	71	70	74	71	286	T31	6,520.00
1997	76	77			153	CUT	0.00
TOTAL							\$6,520.00

Individual Player Records

Snead, J.C. (71.08)

Year	1st	2nd	3rd	4th	Total	Finish	Money
1969	76	76			152	CUT	0.00
1971	75	75			150	CUT	0.00
1972	75	71			146	CUT	0.00
1973	74	67	72	66	279	T19	2,515.63
1974	73	66	72	70	281	T21	2,375.00
1975	75	77			152	CUT	0.00
1976	70	72	67	71	280	T23	2,286.00
1977	72	69	74	71	286	T35	1,385.63
1978	72	70	69	75	286	T49	730.00
1979	73	68	71	69	281	T7	12,466.67
1980	68	73	76	69	286	T39	1,520.00
1981	74	65	67	74	280	T6	12,520.00
1982	67	70	69	67	273	T7	12,900.00
1983	72	73	77	68	290	T50	1,077.00
1984	72	72	70	72	286	T46	1,337.14
1985	70	68	72	71	281	T7	15,583.34
1986	71	73	70	73	287	T36	2,826.00
1987	71	70	65	70	276	1	108,000.00
1988	68	73	70	71	282	T12	13,300.00
1989	67	68	70	74	279	T5	35,125.00
1990	73	70	71	75	289	T76	1,850.00
TOTAL							\$227,797.41

Snead, Sam (71.88)

Year	1st	2nd	3rd	4th	Total	Finish	Money
1967	68	76	71	73	288	T47	179.17
1968	72	75			147	CUT	0.00
1969	75	70	70	74	289	T53	476.19
1970	70	73	71	68	282	T28	1,635.72
1971	71	70	68	68	277	T4	11,000.00
1973	71	72	71	71	285	T49	615.00
1974	73	71	71	70	285	T44	825.00
1975	73	75			148	CUT	0.00
1977	74	72			146	CUT	0.00
1979	76	70	77	74	297	T4	768.00
TOTAL							\$15,499.08

Snedeker, Brandt (70.38)

Year	1st	2nd	3rd	4th	Total	Finish	Money
2004	72				72	CUT	0.00
2007	72	73			145	CUT	0.00
2008	71	71	73	74	289	T68	14,210.00
2009	72	75	67	66	280	T12	157,500.00
2010	67	77			144	CUT	0.00
2011	70	66	61		197	T3	464,000.00
2012	70	69	68	70	277	2	864,000.00
2013	72	71			143	CUT	0.00
2014	70	74			144	CUT	0.00
2015	71	72			143	CUT	0.00
2016	70	73	70	73	286	T48	21,624.00
2019	71	67	63	71	272	T6	299,468.75
2020	73	72			145	CUT	0.00
2021	72	68	68	70	278	T47	24,330.56
TOTAL							\$1,845,133.31

Snead, Ed (72.30)

Year	1st	2nd	3rd	4th	Total	Finish	Money
1972	70	75	72	74	291	T59	416.67
1973	70	71	75	68	284	T44	775.00
1974	74	71			145	CUT	0.00
1975	71	75			146	CUT	0.00
1976	71	67	71	68	277	T5	8,793.75
1977	73	69	73	76	291	T60	562.50
1978	71	76			147	CUT	0.00
1979	72	74	77	70	293	T64	824.00
1980	74	71			145	CUT	0.00
1982	69	73			142	CUT	0.00
1983	78				78	W/D	0.00
1984	75	72			147	CUT	0.00
TOTAL							\$11,371.92

Snodgrass, Terry (71.50)

Year	1st	2nd	3rd	4th	Total	Finish	Money
1985	71	70	71	74	286	T30	3,037.67
TOTAL							\$3,037.67

Snyder III, Joey (72.00)

Year	1st	2nd	3rd	4th	Total	Finish	Money
2005	74	71	73	70	288	T40	21,850.00
TOTAL							\$21,850.00

Soli, Mick (72.20)

Year	1st	2nd	3rd	4th	Total	Finish	Money
1982	72	70			142	CUT	0.00
1983	75	73			148	CUT	0.00
1984	72	73			145	CUT	0.00
1985	69	73	72	73	287	T36	2,304.00
TOTAL							\$2,304.00

Souchak, Mike (74.75)

Year	1st	2nd	3rd	4th	Total	Finish	Money
1967	76	72			148	CUT	0.00
1969	78	73			151	CUT	0.00
TOTAL							\$0.00

Soulsby, Bruce (70.50)

Year	1st	2nd	3rd	4th	Total	Finish	Money
1987	72	71	70	69	282	T14	10,800.00
TOTAL							\$10,800.00

Spang, Mike (74.00)

Year	1st	2nd	3rd	4th	Total	Finish	Money
1972	75	73			148	CUT	0.00
TOTAL							\$0.00

Spaun, J.J. (70.22)

Year	1st	2nd	3rd	4th	Total	Finish	Money
2017	71	68	72	75	286	T54	19,687.50
2018	70	71	73	69	283	T60	18,990.00
2019	74	73			147	CUT	0.00
2022	62	67	68	78	275	T42	54,750.00
2023	70	68	68	67	273	T24	158,285.72
TOTAL							\$251,713.22

Spears, Rick (76.50)

Year	1st	2nd	3rd	4th	Total	Finish	Money
1983	77	76			153	CUT	0.00
TOTAL							\$0.00

Spence, Craig (75.00)

Year	1st	2nd	3rd	4th	Total	Finish	Money
2000	77	73			150	CUT	0.00
2001	73	77			150	CUT	0.00
TOTAL							\$0.00

Spieth, Jordan (69.42)

Year	1st	2nd	3rd	4th	Total	Finish	Money
2013	70	68	68	73	279	T19	93,600.00
2014	70	70	72	67	279	T22	70,200.00
2015	74	73			147	CUT	0.00
2016	71	67	72	69	279	T10	221,000.00
2017	69	65	64	69	267	2	945,000.00
2018	70	70	64	73	277	T25	73,500.00
2019	67	64	74	67	272	T6	299,468.75
2020	69	71			140	CUT	0.00
2021	72	62	72	79	285	73	18,905.00
2022	70	74			144	CUT	0.00
2023	63	68	68	70	269	T6	584,285.71
TOTAL							\$2,305,959.46

Sposa, Mike (71.67)

Year	1st	2nd	3rd	4th	Total	Finish	Money
1999	74	73			147	CUT	0.00
2000	74				74	DQ	0.00
2002	69	70	72	70	281	T25	25,593.75
2003	72	71			143	CUT	0.00
TOTAL							\$25,593.75

Individual Player Records

Spradlin, Jack (76.29)

Year	1st	2nd	3rd	4th	Total	Finish	Money
1979	73	71	74	75	293	T64	824.00
1980	81				81	W/D	0.00
1981	82				82	W/D	0.00
1984	78				78	W/D	0.00
TOTAL							\$824.00

Spray, Steve (74.75)

Year	1st	2nd	3rd	4th	Total	Finish	Money
1968	73	71	75	79	298	76	0.00
1969	77	74			151	CUT	0.00
1970	77	72			149	CUT	0.00
TOTAL							\$0.00

Springer, Mike (74.64)

Year	1st	2nd	3rd	4th	Total	Finish	Money
1992	79	75			154	CUT	0.00
1997	77	74			151	CUT	0.00
1998	74	76			150	CUT	0.00
1999	74	72			146	CUT	0.00
2000	76				76	W/D	0.00
2003	72	72			144	CUT	0.00
TOTAL							\$0.00

Springer, Ronnie (76.00)

Year	1st	2nd	3rd	4th	Total	Finish	Money
1995	76	76			152	CUT	0.00
TOTAL							\$0.00

Stadler, Craig (71.12)

Year	1st	2nd	3rd	4th	Total	Finish	Money
1977	73	79			152	CUT	0.00
1978	74	69	73	74	290	T65	510.00
1979	74	79			153	CUT	0.00
1980	70	71	71	75	287	T47	1,027.43
1981	69	68	68	72	277	T2	29,866.66
1982	71	67	71	68	277	T19	4,514.29
1983	71	66	73	68	278	T2	39,600.00
1984	68	71	72	69	280	T17	7,250.00
1985	71	71	71	70	283	T12	8,937.50
1988	71	73	71	70	285	T25	5,460.00
1989	66	74	68	75	283	T18	13,040.00
1990	67	71	68	70	276	T7	30,125.00
1991	68	70	73	71	282	T23	8,225.00
1992	72	67	71	69	279	T9	25,000.00
1994	71	74			145	CUT	0.00
1995	70	72	71	69	282	T12	26,400.00
1998	72	70	68		210	T12	35,280.00
1999	76	77			153	CUT	0.00
2000	71	69	74	77	291	T57	6,600.00
2002	72	72			144	CUT	0.00
TOTAL							\$241,835.88

Stadler, Kevin (72.48)

Year	1st	2nd	3rd	4th	Total	Finish	Money
2005	84	77			161	CUT	0.00
2007	78	75			153	CUT	0.00
2009	76	74			150	CUT	0.00
2010	74	74			148	CUT	0.00
2011	68	70			208	T64	16,800.00
2012	72	69	65	75	281	T10	160,888.88
2013	64	73	76	71	284	T43	24,960.00
2014	74	67	70	71	282	T46	21,394.29
TOTAL							\$224,043.17

Stafford, Tim (74.00)

Year	1st	2nd	3rd	4th	Total	Finish	Money
1990	73	75			148	CUT	0.00
TOTAL							\$0.00

Stallings, Scott (71.15)

Year	1st	2nd	3rd	4th	Total	Finish	Money
2011	68	72			140	CUT	0.00
2012	72	70	71	70	283	T24	56,700.00
2013	75	71			146	CUT	0.00
2014	72	73			145	CUT	0.00
2017	71	70	70	73	284	T43	28,058.33
2018	70	69	67	72	278	T28	59,850.00
2019	72	75			147	CUT	0.00
2020	72	70			142	CUT	0.00
2021	74	71			145	CUT	0.00
2022	71	69			140	CUT	0.00
TOTAL							\$144,608.33

Standly, Mike (72.85)

Year	1st	2nd	3rd	4th	Total	Finish	Money
1991	75	75			150	CUT	0.00
1992	73	74			147	CUT	0.00
1993	74	70	72	72	288	T26	7,400.00
1996	76	75			151	CUT	0.00
1998	69	75	67		211	T17	23,554.29
TOTAL							\$30,954.29

Stankowski, Paul (73.30)

Year	1st	2nd	3rd	4th	Total	Finish	Money
1994	77	70			147	CUT	0.00
1995	76	77			153	CUT	0.00
2000	73	73			146	CUT	0.00
2002	73	71			144	CUT	0.00
2004	73	70			143	CUT	0.00
TOTAL							\$0.00

Stanley, Kyle (70.67)

Year	1st	2nd	3rd	4th	Total	Finish	Money
2011	68	66	69		203	T24	61,900.00
2012	71	73			144	CUT	0.00
2013	70	67	76	72	285	T50	19,480.00
2016	75	70	74	73	292	T74	16,150.00
2017	70	71	72	66	279	T25	69,781.25
2018	71	70	66	71	278	T28	59,850.00
2019	69	70	72	74	285	T71	17,945.00
2021	75	67			142	CUT	0.00
TOTAL							\$245,106.25

Stanton, Bob (71.56)

Year	1st	2nd	3rd	4th	Total	Finish	Money
1968	68	76	73	71	288	T60	0.00
1969	73	77			150	CUT	0.00
1970	70	72	69	71	282	T28	1,635.71
1974	73	68	71	71	283	T35	1,206.17
1975	73	69	72	71	285	T36	1,076.33
TOTAL							\$3,918.21

Staton, Kenneth (72.67)

Year	1st	2nd	3rd	4th	Total	Finish	Money
2002	74	67	73	73	287	T60	7,595.00
2003	74	75			149	CUT	0.00
TOTAL							\$7,595.00

Steel, Iain (75.00)

Year	1st	2nd	3rd	4th	Total	Finish	Money
1998	75				75	W/D	0.00
TOTAL							\$0.00

Steele, Brendan (71.15)

Year	1st	2nd	3rd	4th	Total	Finish	Money
2011	71	70			141	CUT	0.00
2013	69	74			143	CUT	0.00
2014	71	71	69	73	284	T57	17,840.00
2015	75	70			145	CUT	0.00
2016	73	70	68	72	283	T22	72,722.22
2017	71	74			145	CUT	0.00
2018	72	75			147	CUT	0.00
2020	68	67	69	72	276	T44	30,001.00
2021	78	67			145	CUT	0.00
2022	71	70			141	CUT	0.00
TOTAL							\$120,563.22

Individual Player Records

Steelsmith, Jerry (74.50)

Year	1st	2nd	3rd	4th	Total	Finish	Money
1967	76	73			149	CUT	0.00
TOTAL							\$0.00

Stefani, Shawn (70.67)

Year	1st	2nd	3rd	4th	Total	Finish	Money
2014	71	70	71	68	280	T30	46,500.00
2015	71	67	70	71	279	T39	33,000.00
2016	71	72	74	72	289	T64	17,765.00
TOTAL							\$97,265.00

Steffen, Doug (79.00)

Year	1st	2nd	3rd	4th	Total	Finish	Money
1994	80	78			158	CUT	0.00
TOTAL							\$0.00

Stegmaier, Brett (0.00)

Year	1st	2nd	3rd	4th	Total	Finish	Money
TOTAL							\$0.00

Steinberg, Jeff (75.00)

Year	1st	2nd	3rd	4th	Total	Finish	Money
1975	76	76			152	CUT	0.00
1980	69	79			148	CUT	0.00
TOTAL							\$0.00

Stenson, Henrik (70.35)

Year	1st	2nd	3rd	4th	Total	Finish	Money
2007	77	71			148	CUT	0.00
2012	73	65	78	71	287	T54	18,000.00
2013	65	73	75	71	284	T43	24,960.00
2014	72	64	77	68	281	T38	32,000.00
2015	68	66	67	66	267	2	891,000.00
2016	74				74	W/D	0.00
2017	69	72	67	69	277	T17	131,250.00
TOTAL							\$1,097,210.00

Stevens, Samuel (68.75)

Year	1st	2nd	3rd	4th	Total	Finish	Money
2023	69	67	73	66	275	T37	88,000.00
TOTAL							\$88,000.00

Stewart, Payne (71.48)

Year	1st	2nd	3rd	4th	Total	Finish	Money
1982	69	71	69	76	285	T67	816.00
1983	71	74	73	73	291	T56	990.00
1988	73	68	69	73	283	T18	9,128.00
1989	74				74	W/D	0.00
1991	72	71	69	69	281	T17	13,533.34
1993	74	72	68	69	283	T7	31,166.67
1994	72	72	72	74	290	T65	2,508.00
TOTAL							\$58,142.01

Stewart, Ray (73.69)

Year	1st	2nd	3rd	4th	Total	Finish	Money
1987	80	72			152	CUT	0.00
1988	74	79			153	CUT	0.00
1989	68	81			149	CUT	0.00
1990	70	69	75	76	290	T80	1,790.00
1991	72	73			145	CUT	0.00
1995	73	72	73	72	290	T50	2,894.40
TOTAL							\$4,684.40

Stiles, Darron (72.50)

Year	1st	2nd	3rd	4th	Total	Finish	Money
2003	72	69	71	76	288	T62	10,650.00
2005	75	72			147	CUT	0.00
TOTAL							\$10,650.00

Still, Ken (71.60)

Year	1st	2nd	3rd	4th	Total	Finish	Money
1967	73	67	71	73	284	T27	1,937.50
1968	71	68	68	73	280	T19	3,250.00
1969	73	73			146	CUT	0.00
1970	75	71			146	CUT	0.00
1971	66	75	72	69	282	T19	3,000.00
1972	71	68	74	67	280	T12	4,833.33
1973	69	71	73	76	289	T64	431.25
1974	70	69	68	70	277	T9	5,750.00
1975	71	73	66	74	284	T33	1,412.66
1976	71	71	71	70	283	T48	759.00
1977	78	82			160	CUT	0.00
1978	72	74			146	CUT	0.00
1979	75	75			150	CUT	0.00
TOTAL							\$21,373.74

Stills, Adrian (73.75)

Year	1st	2nd	3rd	4th	Total	Finish	Money
1986	73	70	74	78	295	73	1,164.00
TOTAL							\$1,164.00

Stockton, Dave (71.65)

Year	1st	2nd	3rd	4th	Total	Finish	Money
1967	71	69	68	73	281	T16	4,125.00
1968	76	74			150	CUT	0.00
1969	70	77			147	CUT	0.00
1970	71	69	71	70	281	T23	2,110.00
1971	72	73	71	72	288	T54	333.34
1972	77	72			149	CUT	0.00
1973	73	70	69	78	290	T68	393.50
1974	70	69	72	69	280	T16	3,500.00
1976	70	72	68	70	280	T23	2,286.00
1978	74	69	69	66	278	T5	9,930.00
1979	73	75			148	CUT	0.00
1980	70	76			146	CUT	0.00
1981	73	75			148	CUT	0.00
TOTAL							\$22,677.84

Stockton, Jr., Dave (73.59)

Year	1st	2nd	3rd	4th	Total	Finish	Money
1994	72	70	71	76	289	T62	2,568.00
1996	75	72			147	CUT	0.00
1998	77				77	W/D	0.00
1999	77	73			150	CUT	0.00
2000	74	68	74	76	292	T64	6,270.00
2001	77	72			149	CUT	0.00
2003	73	74			147	CUT	0.00
TOTAL							\$8,838.00

Stone, Bob (72.21)

Year	1st	2nd	3rd	4th	Total	Finish	Money
1968	74	69	73	71	287	T55	0.00
1969	70	75	75	72	292	65	476.19
1971	68	69	71	75	283	T22	2,041.66
1972	72	77			149	CUT	0.00
TOTAL							\$2,517.85

Strafaci, Tom (81.00)

Year	1st	2nd	3rd	4th	Total	Finish	Money
1967	81				81	W/D	0.00
TOTAL							\$0.00

Straka, Sepp (69.79)

Year	1st	2nd	3rd	4th	Total	Finish	Money
2019	73	72			145	CUT	0.00
2020	73	70			143	CUT	0.00
2021	73	70			143	CUT	0.00
2022	64	66	68	67	265	2	1,635,000.00
2023	72	73	71	65	281	63	42,800.00
TOTAL							\$1,677,800.00

Strange, Allan (75.00)

Year	1st	2nd	3rd	4th	Total	Finish	Money
1981	73	77			150	CUT	0.00
TOTAL							\$0.00

Individual Player Records

Strange, Curtis (71.69)

Year	1st	2nd	3rd	4th	Total	Finish	Money
1977	70	70	76	74	290	T56	637.50
1978	72	70	72	74	288	T60	592.50
1979	77	78			155	CUT	0.00
1980	69	65	70	69	273	1	72,000.00
1981	73	74			147	CUT	0.00
1982	70	67	70	69	276	T17	6,200.00
1983	72	69	70	74	285	T21	4,860.00
1984	71	70	71	70	282	T25	3,816.67
1985	73	73			146	CUT	0.00
1989	72	65	74	71	282	T15	17,000.00
1991	72	73			145	CUT	0.00
1993	72	77			149	CUT	0.00
1999	76	70			146	CUT	0.00
2000	78	69			147	CUT	0.00
					TOTAL		\$105,106.67

Straub, Austin (74.30)

Year	1st	2nd	3rd	4th	Total	Finish	Money
1976	76	73			149	CUT	0.00
1977	75	76			151	CUT	0.00
1978	75	75			150	CUT	0.00
1979	71	75	73	74	293	T64	824.00
					TOTAL		\$824.00

Streb, Robert (70.09)

Year	1st	2nd	3rd	4th	Total	Finish	Money
2014	73	73			146	CUT	0.00
2015	68	68	70	73	279	T39	33,000.00
2016	71	73	71	76	291	T70	16,745.00
2017	71	70	66	69	276	T10	187,500.00
2021	67	68	69	69	273	T16	144,875.00
2022	67	70	69	71	277	T51	36,050.00
					TOTAL		\$418,170.00

Streck, Ron (72.06)

Year	1st	2nd	3rd	4th	Total	Finish	Money
1977	70	71	75	71	287	T43	960.00
1978	72	75			147	CUT	0.00
1979	76				76	W/D	0.00
1980	72	67	72	75	286	T39	1,520.00
1981	72	69	66	73	280	T6	12,520.00
1982	72	72			144	CUT	0.00
1983	73	72	72	66	283	T10	9,975.00
1984	73	70	71	73	287	T53	1,170.00
1986	75	72			147	CUT	0.00
1987	74	73			147	CUT	0.00
1990	74	76			150	CUT	0.00
					TOTAL		\$26,145.00

Streelman, Kevin (70.49)

Year	1st	2nd	3rd	4th	Total	Finish	Money
2008	67	70	68	72	277	T4	289,333.33
2009	68	78	69	74	289	T58	16,425.00
2010	72	63	71	68	274	T3	435,000.00
2011	69	66	69		204	T32	39,781.82
2012	69	72	76	72	289	T63	17,040.00
2013	70	68	68	73	279	T19	93,600.00
2014	75	67	69	71	282	T46	21,394.28
2015	70	71	70	71	282	T53	19,008.00
2016	71	70	67	75	283	T22	72,722.22
2017	74	80			154	CUT	0.00
2018	69	69	70	72	280	T40	32,400.00
2019	75	68			143	CUT	0.00
2020	64	71	73	71	279	T61	20,995.00
2021	69	70	71	70	280	T64	20,140.00
2022	70	71			141	CUT	0.00
					TOTAL		\$1,077,839.65

Stricker, Steve (70.03)

Year	1st	2nd	3rd	4th	Total	Finish	Money
1995	72	70	73	77	292	T60	2,592.00
2007	67	67	65	69	268	1	1,260,000.00
2008	68	64	77	71	280	T19	84,840.00
2009	69	70	68	69	276	T2	495,000.00
2010	70	70	68	66	274	T3	435,000.00
2011	69	68	66		203	T24	61,900.00
2012	69	71	73	74	287	T54	18,000.00
2016	74	70	69	74	287	T53	19,404.29
2017	74	70			144	CUT	0.00
					TOTAL		\$2,376,736.29

Stroud, Chris (71.11)

Year	1st	2nd	3rd	4th	Total	Finish	Money
2009	77				77	W/D	0.00
2011	65	69	68		202	T18	100,800.00
2012	71	76			147	CUT	0.00
2013	73	66	70	72	281	T33	44,200.00
2014	69	70	69	70	278	T19	104,000.00
2015	72	73			145	CUT	0.00
2017	73	72			145	CUT	0.00
2019	76				76	W/D	0.00
					TOTAL		\$249,000.00

Stuard, Brian (71.05)

Year	1st	2nd	3rd	4th	Total	Finish	Money
2013	72	75			147	CUT	0.00
2014	73	70	73		216	T74	15,120.00
2016	71	73	68	73	285	T41	29,750.00
2018	68	71	68	70	277	T25	73,500.00
2019	66	69	70	76	281	T52	21,354.28
2020	72	69			141	CUT	0.00
2021	73	72			145	CUT	0.00
					TOTAL		\$139,724.28

Stubblefield, Larry (71.50)

Year	1st	2nd	3rd	4th	Total	Finish	Money
1973	69	70	73	74	286	T54	543.84
					TOTAL		\$543.84

Studer, Brent (74.50)

Year	1st	2nd	3rd	4th	Total	Finish	Money
1989	75	74			149	CUT	0.00
					TOTAL		\$0.00

Sugimoto, Hideyo (73.00)

Year	1st	2nd	3rd	4th	Total	Finish	Money
1968	72	74			146	CUT	0.00
					TOTAL		\$0.00

Sullivan, Chip (72.75)

Year	1st	2nd	3rd	4th	Total	Finish	Money
1997	71	74	71	75	291	T67	3,075.00
					TOTAL		\$3,075.00

Sullivan, Mike (72.51)

Year	1st	2nd	3rd	4th	Total	Finish	Money
1978	70	73	77	69	289	T62	555.00
1979	79	76			155	CUT	0.00
1980	69	67	72	70	278	T7	11,640.00
1981	76	75			151	CUT	0.00
1983	73	72	75	78	298	81	801.00
1984	69	70	70	68	277	T8	15,000.00
1987	71	71	71	72	285	T28	3,904.28
1988	77	73			150	CUT	0.00
1990	72	73			145	CUT	0.00
1991	76	76			152	CUT	0.00
1992	72	76			148	CUT	0.00
1993	73	76			149	CUT	0.00
1994	73	73			146	CUT	0.00
1996	73	69	72	72	286	T31	6,520.00
1997	73	71	69	70	283	T21	15,000.00
1998	72	71	73		216	T54	4,032.00
					TOTAL		\$57,452.28

Individual Player Records

Summerhays, Daniel (70.31)

Year	1st	2nd	3rd	4th	Total	Finish	Money
2012	74	73			147	CUT	0.00
2013	70	69	69	70	278	T15	132,000.00
2014	68	72	72	70	282	T46	21,394.29
2015	67	70	68	66	271	T6	276,375.00
2016	76	71			147	CUT	0.00
TOTAL							\$429,769.29

Sutherland, David (72.12)

Year	1st	2nd	3rd	4th	Total	Finish	Money
1991	67	72	73	78	290	T63	2,130.00
1997	76	73			149	CUT	0.00
1998	68	75	70		213	T32	9,340.00
1999	73	66	68	73	280	T10	51,875.00
2000	74	75			149	CUT	0.00
2003	73	72			145	CUT	0.00
TOTAL							\$63,345.00

Sutherland, Kevin (70.86)

Year	1st	2nd	3rd	4th	Total	Finish	Money
1996	68	69	74	73	284	T20	13,980.00
1997	74	70	73	76	293	T72	2,895.00
1998	64	70	73		207	T7	58,050.00
1999	71	70	74	66	281	T18	33,750.00
2000	72	71	73	68	284	T19	36,360.00
2001	70	70	69	69	278	T11	84,000.00
2002	73	69	67	71	280	T18	42,600.00
2004	68	70	73	71	282	T32	26,670.00
2005	70	68	74	74	286	T22	48,012.50
2006	70	67	73	74	284	T25	45,856.25
2007	73	75			148	CUT	0.00
2008	70	69	69	68	276	T2	616,000.00
2009	69	76	75	68	288	T52	17,400.00
2010	73	70			143	CUT	0.00
TOTAL							\$1,025,573.75

Sutter, Tom (75.00)

Year	1st	2nd	3rd	4th	Total	Finish	Money
1994	79	69			148	CUT	0.00
1997	80	71			151	CUT	0.00
1999	73	75			148	CUT	0.00
2005	78	75			153	CUT	0.00
TOTAL							\$0.00

Sutterfield, Brad (73.50)

Year	1st	2nd	3rd	4th	Total	Finish	Money
1997	75	72			147	CUT	0.00
TOTAL							\$0.00

Sutton, Hal (72.11)

Year	1st	2nd	3rd	4th	Total	Finish	Money
1982	68	73	71	77	289	T7	800.00
1988	70	72	76	71	289	T48	1,806.00
1989	70	73	71	71	285	T30	6,650.00
1990	69	74	70	70	283	T37	4,400.00
1991	69	71	72	71	283	T31	5,671.43
1992	79	77			156	CUT	0.00
1993	75	70	74	73	292	T44	2,890.00
1994	71	71	66	72	280	T16	17,400.00
1996	69	70	73	76	288	T43	3,506.40
1998	74	76			150	CUT	0.00
2002	71	68	67	74	280	T18	42,600.00
2003	74	72			146	CUT	0.00
2005	79	73			152	CUT	0.00
TOTAL							\$85,723.83

Suzuki, Lance (76.50)

Year	1st	2nd	3rd	4th	Total	Finish	Money
1977	74	79			153	CUT	0.00
TOTAL							\$0.00

Svensson, Adam (69.00)

Year	1st	2nd	3rd	4th	Total	Finish	Money
2022	66	71	67	73	277	T51	36,050.00
2023	66	69	70	70	275	T37	88,000.00
TOTAL							\$124,050.00

Svoboda, Andrew (72.00)

Year	1st	2nd	3rd	4th	Total	Finish	Money
2014	72	72			144	CUT	0.00
TOTAL							\$0.00

Swafford, Hudson (70.13)

Year	1st	2nd	3rd	4th	Total	Finish	Money
2015	68	68	71	74	281	T50	20,295.00
2016	72	73	72	68	285	T41	29,750.00
2017	70	72	71	71	284	T43	28,058.34
2021	71	65	66	70	272	T11	203,775.00
TOTAL							\$281,878.34

Swartz, Mike (73.00)

Year	1st	2nd	3rd	4th	Total	Finish	Money
1996	75	68	74	75	292	T73	2,268.00
TOTAL							\$2,268.00

Tambellini, Roger (71.50)

Year	1st	2nd	3rd	4th	Total	Finish	Money
2004	67	76			143	CUT	0.00
TOTAL							\$0.00

Tanaka, Hidemichi (72.83)

Year	1st	2nd	3rd	4th	Total	Finish	Money
2002	77	74			151	CUT	0.00
2005	68	68	75	75	286	T22	48,012.50
TOTAL							\$48,012.50

Tanihara, Hideto (74.50)

Year	1st	2nd	3rd	4th	Total	Finish	Money
2005	75	74			149	CUT	0.00
TOTAL							\$0.00

Tapie, Alan (71.30)

Year	1st	2nd	3rd	4th	Total	Finish	Money
1977	76	69	70	71	286	T35	1,385.62
1978	70	68	67	73	278	T5	9,930.00
1979	73	69	72	69	283	T13	7,500.00
1980	69	71	77	77	294	T73	772.00
1982	70	70	70	75	285	T67	816.00
TOTAL							\$20,403.62

Tarren, Callum (71.50)

Year	1st	2nd	3rd	4th	Total	Finish	Money
2022	72	71			143	CUT	0.00
TOTAL							\$0.00

Tataurangi, Phil (72.05)

Year	1st	2nd	3rd	4th	Total	Finish	Money
1994	71	71	67	71	280	T16	17,400.00
1997	74	71	77	76	298	T80	2,685.00
1998	72	72	72		216	T54	4,032.00
1999	71	75			146	CUT	0.00
2001	72	74			146	CUT	0.00
2002	69	70	70	71	280	T18	42,600.00
2006	70	77			147	CUT	0.00
TOTAL							\$66,717.00

Taylor, Harry (72.45)

Year	1st	2nd	3rd	4th	Total	Finish	Money
1986	72	73	73	72	290	T56	1,326.00
1987	71	71	69	70	281	T11	13,800.00
1988	70	73	78	74	295	T68	1,421.00
1990	73	71			144	CUT	0.00
1993	76	73			149	CUT	0.00
1995	73	69	73	75	290	T50	2,894.40
TOTAL							\$19,441.40

Taylor, Nick (70.78)

Year	1st	2nd	3rd	4th	Total	Finish	Money
2015	67	73	69	73	282	T53	19,008.00
2017	76	76			152	CUT	0.00
2018	72	71			143	CUT	0.00
2019	68	74			142	CUT	0.00
2020	68	73			141	CUT	0.00
2022	74	67			141	CUT	0.00
2023	71	68	68	66	273	T24	158,285.72
TOTAL							\$177,293.72

Individual Player Records

Taylor, Vaughn (71.34)

Year	1st	2nd	3rd	4th	Total	Finish	Money
2004	71	71			142	CUT	0.00
2006	73	73			146	CUT	0.00
2007	71	71	77	65	284	T60	15,120.00
2008	75	74			149	CUT	0.00
2009	71	76	69	74	290	T64	15,750.00
2010	65	70	71	69	275	T5	263,437.50
2011	71	73			144	CUT	0.00
2016	72	75			147	CUT	0.00
2017	71	70	75	68	284	T43	28,058.34
2018	66	78			144	CUT	0.00
2019	69	68	73	68	278	T30	53,765.63
TOTAL							\$376,131.47

Teater, Josh (70.93)

Year	1st	2nd	3rd	4th	Total	Finish	Money
2010	68	71	70	73	282	T36	30,784.09
2011	72	66	67		205	T43	23,840.00
2012	72	71	69	70	282	T19	96,960.00
2013	68	72	76	79	295	T72	15,520.00
TOTAL							\$167,104.09

Ten Broeck, Lance (73.04)

Year	1st	2nd	3rd	4th	Total	Finish	Money
1982	69	70	71	72	282	T47	995.20
1983	77	76			153	CUT	0.00
1985	69	76	76	72	293	T61	1,080.00
1988	72	70	75	68	285	T25	5,460.00
1989	73	75			148	W/D	0.00
1990	72	77			149	CUT	0.00
1992	74	70	70	72	286	T39	4,000.00
1993	78	73			151	CUT	0.00
1995	77	75			152	CUT	0.00
TOTAL							\$11,535.20

Tennyson, Brian (72.86)

Year	1st	2nd	3rd	4th	Total	Finish	Money
1988	71	71	74	76	292	T60	1,533.00
1989	71	72	73	75	291	T54	2,290.00
1991	71	74			145	CUT	0.00
1992	76	69	68	79	292	T65	2,070.00
TOTAL							\$5,893.00

Teravainen, Peter (0.00)

Year	1st	2nd	3rd	4th	Total	Finish	Money
TOTAL							\$0.00

Terry, Jim (80.00)

Year	1st	2nd	3rd	4th	Total	Finish	Money
1970	80				80	W/D	0.00
TOTAL							\$0.00

Terry, Ron (75.50)

Year	1st	2nd	3rd	4th	Total	Finish	Money
1979	79	72			151	CUT	0.00
TOTAL							\$0.00

Tesori, Paul (81.50)

Year	1st	2nd	3rd	4th	Total	Finish	Money
1997	81	82			163	CUT	0.00
TOTAL							\$0.00

Tewell, Doug (71.59)

Year	1st	2nd	3rd	4th	Total	Finish	Money
1978	75	72			147	CUT	0.00
1980	74	71			145	CUT	0.00
1982	67	70	70	68	275	T11	8,200.00
1983	76	72			148	CUT	0.00
1984	78				78	W/D	0.00
1986	70	66	74	71	281	T8	16,800.00
1987	68	68	73	72	281	T11	13,800.00
1988	74	72			146	CUT	0.00
1989	69	72	69	74	284	T23	8,428.57
1990	68	70	74	71	283	T37	4,400.00
1991	73	77			150	CUT	0.00
1992	73	73			146	CUT	0.00
1993	74	71	69	72	286	T16	14,500.00
1994	68	72	73	72	285	T50	2,922.00
TOTAL							\$69,050.57

Thatcher, Roland (79.50)

Year	1st	2nd	3rd	4th	Total	Finish	Money
2005	80	80			160	CUT	0.00
2009	79	79			158	CUT	0.00
TOTAL							\$0.00

Theegala, Sahith (67.63)

Year	1st	2nd	3rd	4th	Total	Finish	Money
2022	63	70	69	69	271	T13	260,892.86
2023	67	68	69	66	270	T13	386,666.67
TOTAL							\$647,559.53

Thomas, Craig (79.88)

Year	1st	2nd	3rd	4th	Total	Finish	Money
1991	81	75			156	CUT	0.00
1993	92	80			172	CUT	0.00
2002	76	83			159	CUT	0.00
2004	79	73			152	CUT	0.00
TOTAL							\$0.00

Thomas, Justin (68.53)

Year	1st	2nd	3rd	4th	Total	Finish	Money
2015	71	69	68	67	275	T16	127,875.00
2016	71	71	66	71	279	T10	221,000.00
2017	68	69	69	69	275	T6	283,281.25
2018	69	67	69	68	273	T8	261,000.00
2019	67	68	71	68	274	T12	175,750.00
2020	68	67	71	71	277	T49	23,169.45
2021	63	69	67	70	269	T4	399,791.66
2022	67	67	71	66	271	T13	260,892.86
TOTAL							\$1,752,760.22

Thomas, Steve (75.00)

Year	1st	2nd	3rd	4th	Total	Finish	Money
1988	76	74			150	CUT	0.00
TOTAL							\$0.00

Thomas, Tom (77.50)

Year	1st	2nd	3rd	4th	Total	Finish	Money
1983	76	79			155	CUT	0.00
TOTAL							\$0.00

Thompson, Andy (77.00)

Year	1st	2nd	3rd	4th	Total	Finish	Money
1974	77				77	W/D	0.00
TOTAL							\$0.00

Thompson, Barney (73.00)

Year	1st	2nd	3rd	4th	Total	Finish	Money
1975	73	72			145	CUT	0.00
1976	73	72			145	CUT	0.00
1977	73	75			148	CUT	0.00
TOTAL							\$0.00

Thompson, Dicky (73.38)

Year	1st	2nd	3rd	4th	Total	Finish	Money
1991	75	74			149	CUT	0.00
1992	74	70	73	74	291	T62	2,140.00
1995	71	76			147	CUT	0.00
TOTAL							\$2,140.00

Individual Player Records

Thompson, Leonard (71.79)

Year	1st	2nd	3rd	4th	Total	Finish	Money
1973	70	73	72	70	285	T49	615.00
1974	74	70	72	71	287	T52	562.43
1975	74	76			150	CUT	0.00
1976	69	75			144	CUT	0.00
1977	69	66	70	73	278	T6	10,200.00
1978	70	70	74	70	284	T39	1,230.00
1979	72	70	70	72	284	T17	5,413.33
1980	73	70	73	70	286	T39	1,520.00
1981	71	65	73	71	280	T6	12,520.00
1982	69	71	68	72	280	T35	1,888.57
1983	75	70	73	73	291	T56	990.00
1984	71	73	76	72	292	T63	1,065.00
1985	71	76			147	CUT	0.00
1986	74	72			146	CUT	0.00
1987	74	69	74	69	286	T35	2,832.86
1988	74	69	73	71	287	T36	3,084.25
1989	72	75			147	CUT	0.00
1990	71	72	72	70	285	T50	2,348.89
1991	70	75			145	CUT	0.00
1992	78	69			147	CUT	0.00
1995	75	76			151	CUT	0.00
TOTAL							\$44,270.33

Thompson, Michael (72.11)

Year	1st	2nd	3rd	4th	Total	Finish	Money
2011	72	67			139	CUT	0.00
2012	71	68	77	73	289	T63	17,040.00
2013	76	83			159	CUT	0.00
2014	78	71			149	CUT	0.00
2019	70	72			142	CUT	0.00
2020	71	75			146	CUT	0.00
2022	65	70	70	69	274	T31	78,886.36
TOTAL							\$95,926.36

Thompson, Nicholas (70.38)

Year	1st	2nd	3rd	4th	Total	Finish	Money
2008	75	68	68	67	278	T7	203,700.00
2013	67	74	72	72	285	T50	19,480.00
TOTAL							\$223,180.00

Thompson, Robert (74.30)

Year	1st	2nd	3rd	4th	Total	Finish	Money
1982	73	77			150	CUT	0.00
1987	73	71	75	75	294	T68	1,212.00
1988	77	77			154	CUT	0.00
1989	73	72			145	W/D	0.00
TOTAL							\$1,212.00

Thompson, Rocky (73.50)

Year	1st	2nd	3rd	4th	Total	Finish	Money
1967	69	74	78	73	294	T70	0.00
1968	74	72			146	CUT	0.00
1970	73	77			150	CUT	0.00
1973	72	73			145	CUT	0.00
1976	78	72			150	CUT	0.00
1978	73	71			144	CUT	0.00
TOTAL							\$0.00

Thomsen, Jeff (74.17)

Year	1st	2nd	3rd	4th	Total	Finish	Money
1979	77	72			149	CUT	0.00
1984	71	72	79	74	296	T73	970.00
TOTAL							\$970.00

Thore, David (73.42)

Year	1st	2nd	3rd	4th	Total	Finish	Money
1977	72	74			146	CUT	0.00
1979	78	73			151	CUT	0.00
1980	76	76			152	CUT	0.00
1982	71	69	69	74	283	T57	880.00
1985	76	73			149	CUT	0.00
TOTAL							\$880.00

Thorpe, George (72.00)

Year	1st	2nd	3rd	4th	Total	Finish	Money
1972	72				72	DQ	0.00
TOTAL							\$0.00

Thorpe, Jim (72.13)

Year	1st	2nd	3rd	4th	Total	Finish	Money
1980	68	71	72	75	286	T39	1,520.00
1982	69	73			142	CUT	0.00
1983	73	73	70	73	289	T41	1,492.00
1984	74	72			146	CUT	0.00
1987	78				78	W/D	0.00
1988	73	72	76	71	292	T60	1,533.00
1989	75	73			148	CUT	0.00
1991	75	72			147	CUT	0.00
1992	73	66	71	70	280	T14	16,500.00
1994	71	71	67	72	281	T22	11,520.00
1995	73	73			146	CUT	0.00
1996	72	73	70	73	288	T43	3,506.40
1997	71	71	72	73	287	T43	4,567.50
1998	75				75	W/D	0.00
TOTAL							\$40,638.90

Tidland, Chris (74.50)

Year	1st	2nd	3rd	4th	Total	Finish	Money
2001	71	78			149	CUT	0.00
TOTAL							\$0.00

Tiziani, Mario (74.00)

Year	1st	2nd	3rd	4th	Total	Finish	Money
2005	73	75			148	CUT	0.00
TOTAL							\$0.00

Todd, Brendon (70.23)

Year	1st	2nd	3rd	4th	Total	Finish	Money
2014	66	69	71	76	282	T46	21,394.28
2015	70	70	66	71	277	T24	66,825.00
2020	70	66	70	74	280	T64	20,615.00
2021	73	75			148	CUT	0.00
2022	69	68	70	75	282	T67	31,650.00
2023	67	70	67	72	276	T43	64,133.33
TOTAL							\$204,617.61

Todd, Rick (77.50)

Year	1st	2nd	3rd	4th	Total	Finish	Money
1990	75	80			155	CUT	0.00
TOTAL							\$0.00

Toepel, John (71.80)

Year	1st	2nd	3rd	4th	Total	Finish	Money
1972	79	74			153	CUT	0.00
1974	73	70	68	69	280	T16	3,500.00
1975	73	70	73	69	285	T36	1,076.34
TOTAL							\$4,576.34

Toledo, Esteban (72.35)

Year	1st	2nd	3rd	4th	Total	Finish	Money
1994	71	73	67	70	281	T22	11,520.00
1998	72	80			152	CUT	0.00
1999	71	69	74	71	285	T41	9,250.00
2000	72	77			149	CUT	0.00
2002	76	72			148	CUT	0.00
2003	75	70			145	CUT	0.00
2004	71	69	72	75	287	T66	10,815.00
TOTAL							\$31,585.00

Tolles, Tommy (72.25)

Year	1st	2nd	3rd	4th	Total	Finish	Money
2001	75	70			145	CUT	0.00
2004	72	72			144	CUT	0.00
TOTAL							\$0.00

Individual Player Records

Toms, David (72.05)

Year	1st	2nd	3rd	4th	Total	Finish	Money
1993	78	74			152	CUT	0.00
1994	72	76			148	CUT	0.00
1996	78	73			151	CUT	0.00
2002	70	68	68	73	279	T12	66,500.00
2003	75	65	71	67	278	T18	67,500.00
2004	68	77			145	CUT	0.00
2006	68	70	72	72	282	T15	97,750.00
2007	73	71			144	CUT	0.00
2008	74	71			145	CUT	0.00
2009	67	75	71	72	285	T31	39,900.00
2010	72	72			144	CUT	0.00
2011	73	66			139	CUT	0.00
2012	72	74			146	CUT	0.00
2014	69	73	74		216	T74	15,120.00
2016	79	77			156	CUT	0.00
TOTAL							\$286,770.00

Toscano, Harry (73.17)

Year	1st	2nd	3rd	4th	Total	Finish	Money
1967	73	71	72	70	286	T37	1,281.25
1968	77	79			156	CUT	0.00
1969	74	74			148	CUT	0.00
1970	73	70	73	72	288	T64	312.50
TOTAL							\$1,593.75

Townsend, Peter (74.75)

Year	1st	2nd	3rd	4th	Total	Finish	Money
1969	72	75			147	CUT	0.00
1970	76	76			152	CUT	0.00
TOTAL							\$0.00

Trahan, D.J. (71.67)

Year	1st	2nd	3rd	4th	Total	Finish	Money
2003	74	70			144	CUT	0.00
2005	76	75			151	CUT	0.00
2006	76	68			144	CUT	0.00
2007	73	68	70	73	284	T60	15,120.00
2008	76	71			147	CUT	0.00
2009	76	74			150	CUT	0.00
2010	67	71	72	69	279	T21	75,000.00
2011	67	70	69		206	T52	18,560.00
TOTAL							\$108,680.00

Traub, John (73.50)

Year	1st	2nd	3rd	4th	Total	Finish	Money
1981	77	70			147	CUT	0.00
TOTAL							\$0.00

Trauner, Mark (74.33)

Year	1st	2nd	3rd	4th	Total	Finish	Money
1986	75	74			149	CUT	0.00
1987	74	74			148	CUT	0.00
1990	73	76			149	CUT	0.00
TOTAL							\$0.00

Trevino, Lee (70.67)

Year	1st	2nd	3rd	4th	Total	Finish	Money
1967	68	68	73	69	278	T7	8,125.00
1968	69	76			145	CUT	0.00
1969	71	70	67	71	279	T5	9,625.00
1971	71	75			146	CUT	0.00
TOTAL							\$17,750.00

Tringale, Cameron (70.06)

Year	1st	2nd	3rd	4th	Total	Finish	Money
2011	74	63	67		204	T32	39,781.82
2012	75	72			147	CUT	0.00
2013	74	67	73	73	287	T58	17,680.00
2014	66	68	72	66	272	T2	597,333.33
2015	66	71	69	72	278	T30	46,933.33
2016	78	73			151	CUT	0.00
2019	71	71			142	CUT	0.00
2020	67	72	67	68	274	T29	55,860.00
2021	67	68	67	72	274	T21	95,791.66
2022	72	71			143	CUT	0.00
TOTAL							\$853,380.14

Triplett, Kirk (73.60)

Year	1st	2nd	3rd	4th	Total	Finish	Money
1990	65	74	67	66	272	3	68,000.00
1991	72	83			155	CUT	0.00
1992	80	72			152	CUT	0.00
1993	74	83			157	CUT	0.00
TOTAL							\$68,000.00

Trittler, Paul (73.00)

Year	1st	2nd	3rd	4th	Total	Finish	Money
1988	72	76			148	CUT	0.00
1990	74	70			144	CUT	0.00
TOTAL							\$0.00

Trivisonno, Gary (75.75)

Year	1st	2nd	3rd	4th	Total	Finish	Money
1981	70	75	78	80	303	73	776.00
TOTAL							\$776.00

Trixler, Dennis (74.30)

Year	1st	2nd	3rd	4th	Total	Finish	Money
1985	75	69	70	73	287	T36	2,304.00
1986	73	75			148	CUT	0.00
1993	73	74	79	82	308	71	1,980.00
TOTAL							\$4,284.00

Tryba, Ted (72.55)

Year	1st	2nd	3rd	4th	Total	Finish	Money
1990	73	74			147	CUT	0.00
1993	75	74			149	CUT	0.00
1994	71	71	66	72	280	T16	17,400.00
1995	74	72			146	CUT	0.00
1996	72	73	72	72	289	T53	2,714.67
1997	69	75	73	82	299	82	2,640.00
1998	74	72	67		213	T32	9,340.00
1999	74	69	69	75	287	T54	5,625.00
2000	70	77			147	CUT	0.00
2001	72	75			147	CUT	0.00
TOTAL							\$37,719.67

Tryon, Ty (73.50)

Year	1st	2nd	3rd	4th	Total	Finish	Money
2003	77	70			147	CUT	0.00
TOTAL							\$0.00

Tucker, Chris (74.00)

Year	1st	2nd	3rd	4th	Total	Finish	Money
1992	77	71			148	CUT	0.00
TOTAL							\$0.00

Turnesa, Jim (73.50)

Year	1st	2nd	3rd	4th	Total	Finish	Money
1967	76	70			146	CUT	0.00
1968	73	73			146	CUT	0.00
1969	77	72			149	CUT	0.00
TOTAL							\$0.00

Tuten, Billy (74.75)

Year	1st	2nd	3rd	4th	Total	Finish	Money
1989	70	73	76	80	299	T68	2,030.00
TOTAL							\$2,030.00

Individual Player Records

Tway, Bob (71.67)

Year	1st	2nd	3rd	4th	Total	Finish	Money
1981	81	81			162	CUT	0.00
1982	73	68	72	71	284	T64	840.00
1985	72	69	70	73	284	T20	5,620.00
1986	73	63	69	67	272	1	108,000.00
1987	75	72			147	CUT	0.00
1988	76	68	71	73	288	T44	2,240.00
1989	69	71	70	74	284	T23	8,428.58
1991	72	74			146	CUT	0.00
1992	67	73	71	75	286	T39	4,000.00
1993	68	74	72	76	290	T34	5,275.00
1994	71	70	75	70	286	T54	2,760.00
1995	73	70	68	72	283	T14	21,000.00
1996	72	74			146	CUT	0.00
1997	70	67	74	75	286	T38	6,450.00
1998	66	70	71		207	T7	58,050.00
1999	73	68	75	64	280	T10	51,875.00
2000	71	76			147	CUT	0.00
2001	81	66			147	CUT	0.00
2002	71	71	71	72	285	T50	8,442.00
2003	76	69			145	CUT	0.00
2004	71	69	71	74	285	T55	11,865.00
2006	71	72	75	71	289	T53	13,248.00
2007	76	70			146	CUT	0.00
TOTAL							\$308,093.58

Tway, Kevin (70.50)

Year	1st	2nd	3rd	4th	Total	Finish	Money
2017	70	71	70	73	284	T43	28,058.33
2018	66	69	71	76	282	T56	20,250.00
2019	68	73	71	65	277	T24	74,925.00
2022	69	75			144	CUT	0.00
TOTAL							\$123,233.33

Twiggs, Greg (73.46)

Year	1st	2nd	3rd	4th	Total	Finish	Money
1985	78	77			155	CUT	0.00
1986	76	74			150	CUT	0.00
1987	74	69	72	74	289	T48	1,548.00
1989	70	75			145	CUT	0.00
1990	70	72	71	71	284	T43	3,120.00
1991	75	75			150	CUT	0.00
1992	76	76			152	CUT	0.00
1993	73	75			148	CUT	0.00
1995	73	71	75	71	290	T50	2,894.40
TOTAL							\$7,562.40

Twitty, Howard (71.77)

Year	1st	2nd	3rd	4th	Total	Finish	Money
1975	74	73			147	CUT	0.00
1976	72	66	71	72	281	T33	1,551.43
1977	67	68	69	76	280	T13	5,400.00
1978	71	72	71	69	283	T35	1,511.25
1979	70	70	71	67	278	T2	35,200.00
1980	71	80			151	CUT	0.00
1981	72	74	71	73	290	T50	945.00
1982	71	68	72	67	278	T26	2,960.00
1983	84	68			152	CUT	0.00
1984	70	73	69	71	283	T31	2,965.20
1985	75	70	76	74	295	T66	1,030.00
1986	73	71	76	69	289	T48	1,477.50
1987	75	69	71	77	292	T64	1,254.00
1988	66	73	71	77	287	T36	3,084.25
1990	72	69	71	69	281	T24	7,566.67
1991	70	70	70	69	279	T10	24,000.00
1992	72	72	67	74	285	T34	5,160.00
1994	71	73	72	71	287	57	2,712.00
1995	70	80			150	CUT	0.00
1997	70	73	73	77	293	T72	2,895.00
1998	77	73			150	CUT	0.00
TOTAL							\$99,712.30

Tyner, Tray (73.90)

Year	1st	2nd	3rd	4th	Total	Finish	Money
1992	74	74			148	CUT	0.00
1995	72	79			151	CUT	0.00
1996	72	74			146	CUT	0.00
1997	71	72	74	77	294	T76	2,805.00
TOTAL							\$2,805.00

Uihlein, Peter (70.25)

Year	1st	2nd	3rd	4th	Total	Finish	Money
2018	68	68	71	74	281	T48	22,162.50
TOTAL							\$22,162.50

Ulozas, Tom (74.50)

Year	1st	2nd	3rd	4th	Total	Finish	Money
1972	74	75			149	CUT	0.00
TOTAL							\$0.00

Underwood, Hal (71.50)

Year	1st	2nd	3rd	4th	Total	Finish	Money
1970	72	70	72	71	285	T48	414.29
1971	71	72	74	70	287	T49	410.00
TOTAL							\$824.29

Unger, Bob (73.00)

Year	1st	2nd	3rd	4th	Total	Finish	Money
1974	73	73			146	CUT	0.00
TOTAL							\$0.00

Upper, Brett (72.44)

Year	1st	2nd	3rd	4th	Total	Finish	Money
1984	74	75			149	CUT	0.00
1985	72	70	71	77	290	T49	1,247.50
1986	68	66	74	73	281	T8	16,800.00
1987	80	73			153	CUT	0.00
1988	77	71			148	CUT	0.00
1991	71	66	69	77	283	T31	5,671.42
TOTAL							\$23,718.92

Uresti, Omar (71.90)

Year	1st	2nd	3rd	4th	Total	Finish	Money
1995	70	75	75	72	292	T60	2,592.00
1996	71	73	77	77	298	82	2,112.00
1997	73	75			148	CUT	0.00
1998	72	71	68		211	T17	23,554.29
1999	71	68	69	74	282	T22	23,208.33
2000	69	73	71	72	285	T24	24,900.00
2004	70	71	74	69	284	T53	12,285.00
2005	70	73	74	68	285	T19	74,750.00
TOTAL							\$163,401.62

Utley, Stan (73.67)

Year	1st	2nd	3rd	4th	Total	Finish	Money
1990	70	73	72	73	288	T73	1,920.00
1991	75	70			145	CUT	0.00
1992	75	78			153	CUT	0.00
1994	79	68			147	CUT	0.00
1995	75	76			151	CUT	0.00
TOTAL							\$1,920.00

Valentine, Tommy (74.69)

Year	1st	2nd	3rd	4th	Total	Finish	Money
1977	72	74			146	CUT	0.00
1980	65	69	72	76	282	T20	4,035.00
1981	74	78			152	CUT	0.00
1982	71	78			149	CUT	0.00
1983	79				79	W/D	0.00
1984	76	79			155	CUT	0.00
1985	82				82	W/D	0.00
1986	75	75			150	CUT	0.00
TOTAL							\$4,035.00

Vallo, Joe (0.00)

Year	1st	2nd	3rd	4th	Total	Finish	Money
TOTAL							\$0.00

Individual Player Records

Van Aswegen, Tyrone (71.33)

Year	1st	2nd	3rd	4th	Total	Finish	Money
2016	73	71	72	69	285	T41	29,750.00
2017	75	68			143	CUT	0.00
TOTAL							\$29,750.00

Van de Velde, Jean (73.00)

Year	1st	2nd	3rd	4th	Total	Finish	Money
2000	72	73			145	CUT	0.00
2001	75	72			147	CUT	0.00
TOTAL							\$0.00

van der Walt, Tjaart (72.40)

Year	1st	2nd	3rd	4th	Total	Finish	Money
2004	71	65	75	75	286	T60	11,287.50
2005	73	72	74	72	291	T57	12,822.50
2006	71	76			147	CUT	0.00
TOTAL							\$24,110.00

Van Orman, Bill (79.50)

Year	1st	2nd	3rd	4th	Total	Finish	Money
1995	83	77			160	CUT	0.00
1997	81	77			158	CUT	0.00
TOTAL							\$0.00

Van Pelt, Bo (71.12)

Year	1st	2nd	3rd	4th	Total	Finish	Money
1999	75	69	71	78	293	T76	4,650.00
2002	70	71	71	72	284	T46	9,922.50
2004	68	71	68	70	277	T9	131,250.00
2005	74	74			148	CUT	0.00
2006	71	69	70	73	283	T18	69,985.71
2007	72	72			144	CUT	0.00
2008	67	74	70	80	291	T71	13,860.00
2009	70	74	66	75	285	T31	39,900.00
2010	70	75			145	CUT	0.00
2011	67	68	68		203	T24	61,900.00
2012	70	69	74	70	283	T24	56,700.00
2013	70	76			146	CUT	0.00
2014	65	71	70	70	276	T13	160,000.00
TOTAL							\$548,168.21

van Rooyen, Erik (67.50)

Year	1st	2nd	3rd	4th	Total	Finish	Money
2021	69	67	62	72	270	7	320,625.00
TOTAL							\$320,625.00

Vanier, Gary (71.25)

Year	1st	2nd	3rd	4th	Total	Finish	Money
1978	72	66	76	71	285	T44	930.00
TOTAL							\$930.00

Varner III, Harold (69.63)

Year	1st	2nd	3rd	4th	Total	Finish	Money
2016	72	67	74	75	288	T60	18,445.00
2017	67	70	71	70	278	T20	98,350.00
2018	69	68	72	71	280	T40	32,400.00
2019	67	67	68	68	270	T3	536,500.00
2020	71	69			140	CUT	0.00
2021	66	67	68	71	272	T11	203,775.00
2022	69	74			143	CUT	0.00
TOTAL							\$889,470.00

Vaughan, Bruce (74.00)

Year	1st	2nd	3rd	4th	Total	Finish	Money
1995	74	71	74	77	296	T72	2,340.00
TOTAL							\$2,340.00

Veazey, Vance (74.40)

Year	1st	2nd	3rd	4th	Total	Finish	Money
1998	73	75			148	CUT	0.00
2003	70	74			144	CUT	0.00
2006	80				80	W/D	0.00
TOTAL							\$0.00

Vegas, Jhonattan (69.85)

Year	1st	2nd	3rd	4th	Total	Finish	Money
2011	70	66	74		210	70	16,000.00
2014	69	74	69	74	286	T66	16,560.00
2016	68	71	74	70	283	T22	72,722.23
2017	69	65	72	65	271	T3	507,500.00
2018	67	68	72	68	275	T15	144,000.00
2019	72	69	71	67	279	T38	39,775.00
2021	70	72			142	CUT	0.00
2022	67	73			140	CUT	0.00
TOTAL							\$796,557.23

Venturi, Ken (73.78)

Year	1st	2nd	3rd	4th	Total	Finish	Money
1967	70	75	67	76	288	T47	179.16
1968	75	71			146	CUT	0.00
1969	72	76			148	CUT	0.00
1970	77	72			149	CUT	0.00
1971	76	75			151	CUT	0.00
1972	71	75			146	CUT	0.00
1973	73	73			146	CUT	0.00
1975	80	74			154	CUT	0.00
TOTAL							\$179.16

Veriato, Steven (72.50)

Year	1st	2nd	3rd	4th	Total	Finish	Money
1980	71	74			145	CUT	0.00
TOTAL							\$0.00

Verplank, Scott (71.10)

Year	1st	2nd	3rd	4th	Total	Finish	Money
1988	72	69	73	77	291	T54	1,589.00
1989	73	69	73	74	289	T47	2,568.57
1990	72	74			146	CUT	0.00
1994	71	70	69	74	284	T44	3,628.00
1997	71	78			149	CUT	0.00
2003	70	68	68	70	276	T11	120,000.00
2004	69	70	69	73	281	T28	36,487.50
2007	68	71	69	72	280	T35	33,775.00
2008	73	70	67	69	279	T12	129,000.00
2009	73	70	68	68	279	T9	202,500.00
2010	67	75	73	73	288	T68	15,150.00
2011	71	73			144	CUT	0.00
TOTAL							\$544,698.07

Vershure, Rick (75.67)

Year	1st	2nd	3rd	4th	Total	Finish	Money
1988	74	73			147	CUT	0.00
1990	70	73	76	75	294	86	1,680.00
1993	82	73			155	CUT	0.00
1994	78	77			155	CUT	0.00
1995	79	78			157	CUT	0.00
TOTAL							\$1,680.00

Verwey, Bob (72.67)

Year	1st	2nd	3rd	4th	Total	Finish	Money
1967	70	73	77	71	291	T65	0.00
1968	73	72			145	CUT	0.00
TOTAL							\$0.00

Villegas, Camilo (70.61)

Year	1st	2nd	3rd	4th	Total	Finish	Money
2007	68	70	73	67	278	T21	75,600.00
2008	72	72			144	CUT	0.00
2009	75				75	W/D	0.00
2010	67	74	71	75	287	T64	15,675.00
2011	68	66	65		199	T6	259,000.00
2013	65	73	72	76	286	T54	18,320.00
2014	72	76			148	CUT	0.00
2015	65	70	70	73	278	T30	46,933.33
2017	66	71	72	73	282	T34	44,187.50
TOTAL							\$459,715.83

Individual Player Records

Vinzant, Everett (74.50)

Year	1st	2nd	3rd	4th	Total	Finish	Money
1969	74	75			149	CUT	0.00
TOTAL							\$0.00

Wadkins, Bobby (72.35)

Year	1st	2nd	3rd	4th	Total	Finish	Money
1975	74	75			149	CUT	0.00
1976	71	70	70	71	282	T40	1,080.00
1977	68	76	72	69	285	T30	1,863.00
1978	78	69			147	CUT	0.00
1979	74	76			150	CUT	0.00
1980	75	76			151	CUT	0.00
1982	72	69	68	71	280	T35	1,888.57
1994	78	72			150	CUT	0.00
1995	72	66	69	72	279	3	81,600.00
1996	70	73	72	77	292	T73	2,268.00
1997	73	75			148	CUT	0.00
1998	70	77			147	CUT	0.00
TOTAL							\$88,699.57

Wadkins, Lanny (72.43)

Year	1st	2nd	3rd	4th	Total	Finish	Money
1971	78	75			153	CUT	0.00
1972	74	74			148	CUT	0.00
1973	69	68	71	70	278	T16	3,750.00
1974	69	71	76	77	293	T69	254.00
1975	77	70			147	CUT	0.00
1977	75	77			152	CUT	0.00
1980	70	70	78	70	288	T54	908.00
1982	66	74	70	71	281	T42	1,400.00
1983	72	71	71	74	288	T37	2,070.00
TOTAL							\$8,382.00

Wadsworth, Fred (73.50)

Year	1st	2nd	3rd	4th	Total	Finish	Money
1988	70	77			147	CUT	0.00
TOTAL							\$0.00

Wagner, Johnson (71.55)

Year	1st	2nd	3rd	4th	Total	Finish	Money
2007	73	69	76	67	285	T65	14,490.00
2008	71	75			146	CUT	0.00
2011	72	70			142	CUT	0.00
2012	71	79			150	CUT	0.00
2013	71	74			145	CUT	0.00
2015	67	71	73	69	280	T45	24,156.00
2016	74	69	76	64	283	T22	72,722.23
TOTAL							\$111,368.23

Waite, Grant (73.24)

Year	1st	2nd	3rd	4th	Total	Finish	Money
1990	83	71			154	CUT	0.00
1993	78	78			156	CUT	0.00
1995	68	73	72	73	286	T29	7,465.71
1996	70	73	80	70	293	T79	2,172.00
1997	76				76	DQ	0.00
1999	71	74	73	71	289	T66	5,100.00
2000	70	73	71	73	287	T33	14,866.67
2001	73	74			147	CUT	0.00
2002	72	72			144	CUT	0.00
2004	72	69	75	76	292	T80	9,397.50
TOTAL							\$39,001.88

Walcher, Rocky (72.75)

Year	1st	2nd	3rd	4th	Total	Finish	Money
2001	74	70	74	73	291	T69	6,895.00
TOTAL							\$6,895.00

Waldorf, Duffy (72.02)

Year	1st	2nd	3rd	4th	Total	Finish	Money
1987	82	81			163	CUT	0.00
1988	70	70	79	74	293	T62	1,484.00
1989	70	74			144	CUT	0.00
1991	71	69	68	73	281	T17	13,533.33
1992	69	67	69	71	276	2	108,000.00
1993	69	70	70	75	284	T10	25,000.00
1994	75	71			146	CUT	0.00
1995	73	70	75	73	291	T55	2,712.00
1996	73	73			146	CUT	0.00
1998	72	78			150	CUT	0.00
1999	70	67	68	71	276	1	450,000.00
2000	66	72	68	76	282	T13	58,000.00
2001	72	73			145	CUT	0.00
2002	72	71	70	70	283	T39	13,650.00
2003	75	72			147	CUT	0.00
2004	75				75	W/D	0.00
2005	72	75			147	CUT	0.00
TOTAL							\$672,379.33

Walker, Jimmy (71.39)

Year	1st	2nd	3rd	4th	Total	Finish	Money
2006	70	77			147	CUT	0.00
2010	68	74	71	71	284	T52	17,587.50
2011	71	64	67		202	T18	100,800.00
2012	66	74	74	71	285	T38	32,000.00
2013	68	73	72	73	286	T54	18,320.00
2014	71	74			145	CUT	0.00
2015	72	69	71	75	287	T69	16,582.50
2016	74	73			147	CUT	0.00
2017	70	75			145	CUT	0.00
2018	69	72	68	76	285	T71	17,730.00
TOTAL							\$203,020.00

Wall, Art (71.34)

Year	1st	2nd	3rd	4th	Total	Finish	Money
1967	72	69	71	72	284	T27	1,937.50
1968	66	70	72	72	280	T19	3,250.00
1969	70	76			146	CUT	0.00
1970	72	71	72	74	289	T70	312.50
1971	74	68	69	70	281	T11	4,468.75
1972	74	69	69	69	281	T15	3,875.00
1973	75	67	71	75	288	T62	469.00
1974	72	68	78	72	290	66	425.00
1975	72	68	69	69	278	T9	6,000.00
1976	74	75			149	CUT	0.00
1977	71	71	71	71	284	T27	2,220.00
1979	75	71	72	71	289	T47	1,098.67
TOTAL							\$24,056.42

Wallace, Matt (79.00)

Year	1st	2nd	3rd	4th	Total	Finish	Money
2021	79				79	W/D	0.00
TOTAL							\$0.00

Walters, Euan (76.50)

Year	1st	2nd	3rd	4th	Total	Finish	Money
2005	75	78			153	CUT	0.00
TOTAL							\$0.00

Walzel, Bobby (72.00)

Year	1st	2nd	3rd	4th	Total	Finish	Money
1975	71	72	70	72	285	T36	1,076.33
1980	72	70	71	78	291	T69	800.00
TOTAL							\$1,876.33

Ward, Lester (74.50)

Year	1st	2nd	3rd	4th	Total	Finish	Money
1967	74	75			149	CUT	0.00
TOTAL							\$0.00

Individual Player Records

Warren, Charles (73.88)

Year	1st	2nd	3rd	4th	Total	Finish	Money
2005	78	74			152	CUT	0.00
2006	73	72			145	CUT	0.00
2007	73	70			143	CUT	0.00
2008	72	79			151	CUT	0.00
TOTAL							\$0.00

Wassem, Heath (78.00)

Year	1st	2nd	3rd	4th	Total	Finish	Money
2004	79	77			156	CUT	0.00
TOTAL							\$0.00

Watkins, Randy (80.50)

Year	1st	2nd	3rd	4th	Total	Finish	Money
1984	81	80			161	CUT	0.00
TOTAL							\$0.00

Watkins, Scott (71.75)

Year	1st	2nd	3rd	4th	Total	Finish	Money
1981	74	74			148	CUT	0.00
1982	70	69	69	70	278	T26	2,960.00
1984	72	76			148	CUT	0.00
TOTAL							\$2,960.00

Watney, Nick (70.16)

Year	1st	2nd	3rd	4th	Total	Finish	Money
2005	78	71			149	CUT	0.00
2006	71	69	74	70	284	T25	45,856.25
2007	70	72	68	69	279	T25	49,035.00
2008	71	69	75	71	286	T62	15,050.00
2009	68	73	69	67	277	T6	260,625.00
2010	69	71	72	70	282	T36	30,784.09
2011	67	69	64		200	T10	200,000.00
2012	65	69	71	69	274	1	1,440,000.00
2013	68	70	69	69	276	T9	208,000.00
2014	76	69			145	CUT	0.00
2015	74	71			145	CUT	0.00
2017	69	75			144	CUT	0.00
2018	69	68	68	69	274	T11	198,000.00
2019	71	69	71	71	282	T59	20,165.00
2022	69	72			141	CUT	0.00
TOTAL							\$2,467,515.34

Watson, Bob (75.94)

Year	1st	2nd	3rd	4th	Total	Finish	Money
1968	75	75			150	CUT	0.00
1970	77	76			153	CUT	0.00
1972	78	74			152	CUT	0.00
1973	74	75			149	CUT	0.00
1974	77	73			150	CUT	0.00
1975	83	74			157	CUT	0.00
1976	80	74			154	CUT	0.00
1977	71	79			160	CUT	0.00
TOTAL							\$0.00

Watson, Bubba (70.10)

Year	1st	2nd	3rd	4th	Total	Finish	Money
2006	76	75			151	CUT	0.00
2007	72	71			143	CUT	0.00
2008	68	70	71	70	279	T12	129,000.00
2009	74	74			148	CUT	0.00
2010	71	70	70	70	281	T31	44,475.00
2011	70	70			140	CUT	0.00
2012	70	70	70	71	281	T10	160,888.89
2013	68	70	68	71	277	T13	160,000.00
2014	68	70	71	71	280	T30	46,500.00
2015	65	68	67	69	269	3	561,000.00
2016	71	74	70	66	281	T13	154,700.00
2017	67	68	71	70	276	T10	187,500.00
2018	71	67	71	70	279	T34	45,450.00
2019	73	72			145	CUT	0.00
2020	65	68	67	72	272	T18	117,189.28
2021	71	72			143	CUT	0.00
TOTAL							\$1,606,703.17

Watson, Craig (74.17)

Year	1st	2nd	3rd	4th	Total	Finish	Money
1979	76	74			150	CUT	0.00
1980	75	69			144	CUT	0.00
1982	76	75			151	CUT	0.00
TOTAL							\$0.00

Watson, Denis (74.50)

Year	1st	2nd	3rd	4th	Total	Finish	Money
1982	71				71	DQ	0.00
1984	72	75			147	CUT	0.00
1990	71	76			147	CUT	0.00
1991	67	67	75	81	290	T63	2,130.00
1993	77	84			161	W/D	0.00
1998	78				78	W/D	0.00
TOTAL							\$2,130.00

Watson, Roger (74.00)

Year	1st	2nd	3rd	4th	Total	Finish	Money
1976	74	74			148	CUT	0.00
TOTAL							\$0.00

Watson, Tom (70.13)

Year	1st	2nd	3rd	4th	Total	Finish	Money
1972	79	81			160	CUT	0.00
1973	69	70	69	69	277	T12	4,687.50
1974	68	74	68	67	277	T9	5,750.00
1975	68	71	69	71	279	13	4,750.00
1976	64	72	73	66	275	T2	23,200.00
1977	71	68	68	71	278	T6	10,200.00
1978	70	68	70	71	279	T10	6,150.00
1979	69	75	70	68	282	T10	10,000.00
1980	68	66	70	73	277	T4	16,533.33
1982	70	72			142	CUT	0.00
1986	72	70	70	69	281	T8	16,800.00
1989	71	69	70	68	278	T3	58,000.00
1994	71	71	70	69	281	T22	11,520.00
TOTAL							\$167,590.83

Watts, Brian (73.00)

Year	1st	2nd	3rd	4th	Total	Finish	Money
1991	74	76			150	CUT	0.00
2001	69	73	70	77	289	T63	7,455.00
2002	71	74			145	CUT	0.00
TOTAL							\$7,455.00

Weaver, Bert (73.17)

Year	1st	2nd	3rd	4th	Total	Finish	Money
1968	74	70	71	75	290	T64	0.00
1971	76	73			149	CUT	0.00
TOTAL							\$0.00

Weaver, DeWitt (72.28)

Year	1st	2nd	3rd	4th	Total	Finish	Money
1967	73	71	76	79	299	79	0.00
1971	74	69	70	70	283	T22	2,041.67
1972	64	73	72	68	277	T5	9,625.00
1973	67	67	73	79	286	T54	543.83
1975	77	79			156	CUT	0.00
TOTAL							\$12,210.50

Webb, Larry (77.00)

Year	1st	2nd	3rd	4th	Total	Finish	Money
1979	78	76			154	CUT	0.00
TOTAL							\$0.00

Weber, Ron (73.50)

Year	1st	2nd	3rd	4th	Total	Finish	Money
1968	72	75			147	CUT	0.00
TOTAL							\$0.00

Individual Player Records

Weekley, Boo (72.27)

Year	1st	2nd	3rd	4th	Total	Finish	Money
2007	71	67	72	70	280	T35	33,775.00
2008	71	74			145	CUT	0.00
2009	75	70	74	67	286	T41	27,750.00
2010	75	70			145	CUT	0.00
2012	78	76			154	CUT	0.00
2013	69	72	75	71	287	T58	17,680.00
2014	72	68	71	74	285	T61	17,120.00
2015	73	75			148	CUT	0.00
2016	74	75			149	CUT	0.00
TOTAL							\$96,325.00

Weibring, D.A. (71.26)

Year	1st	2nd	3rd	4th	Total	Finish	Money
1977	75	74			149	CUT	0.00
1978	72	76			148	CUT	0.00
1979	73	70	75	69	287	T35	1,930.00
1980	72	70	70	71	283	T28	2,960.00
1982	67	68	71	68	274	T9	11,200.00
1983	74	71	69	72	286	T25	3,435.00
1984	67	71	71	69	278	T10	11,500.00
1985	74	72			146	CUT	0.00
1986	73	71	69	70	283	T16	9,900.00
1989	72	72			144	W/D	0.00
1991	71	70	71	71	283	T31	5,671.43
1998	73	74			147	CUT	0.00
TOTAL							\$46,596.43

Weir, Mike (70.70)

Year	1st	2nd	3rd	4th	Total	Finish	Money
1998	75				75	W/D	0.00
2000	68	70	73	73	284	T19	36,360.00
2002	70	71	70	68	279	T12	66,500.00
2004	71	71			142	CUT	0.00
2006	69	70	74	72	285	T29	35,773.21
2007	69	73	72	67	281	T41	24,500.00
2008	72	67	67	72	278	T7	203,700.00
2009	71	71	72	71	285	T31	39,900.00
TOTAL							\$406,733.21

Weiskopf, Tom (70.55)

Year	1st	2nd	3rd	4th	Total	Finish	Money
1967	74	74			148	CUT	0.00
1968	74	67	67	76	284	T38	1,170.00
1969	69	70	72	72	283	T14	3,277.27
1970	72	71	70	65	278	T6	6,910.72
1971	74	70	71	73	288	T54	333.34
1972	78				78	W/D	0.00
1973	64	69	69	71	273	T3	14,750.00
1974	70	66	68	68	272	T3	17,750.00
1975	66	63	72	71	272	T3	17,750.00
1976	74				74	W/D	0.00
1977	71	64	69	72	276	T3	21,300.00
1978	70	74			144	CUT	0.00
1980	73	71			144	CUT	0.00
1981	74	68	76	72	290	T50	945.00
TOTAL							\$84,186.33

Welch, Pat (75.50)

Year	1st	2nd	3rd	4th	Total	Finish	Money
1974	77	74			151	CUT	0.00
TOTAL							\$0.00

Wells, John (75.00)

Year	1st	2nd	3rd	4th	Total	Finish	Money
1971	78	72			150	CUT	0.00
TOTAL							\$0.00

Wentworth, Kevin (74.00)

Year	1st	2nd	3rd	4th	Total	Finish	Money
1998	71	77			148	CUT	0.00
1999	77	71			148	CUT	0.00
TOTAL							\$0.00

Werenski, Richy (72.17)

Year	1st	2nd	3rd	4th	Total	Finish	Money
2017	70	71	72	72	285	T49	21,595.00
2018	75	74			149	CUT	0.00
2020	69	67	75	74	285	T68	19,855.00
2021	76	71			147	CUT	0.00
TOTAL							\$41,450.00

Westner, Wayne (73.00)

Year	1st	2nd	3rd	4th	Total	Finish	Money
1996	71	75			146	CUT	0.00
TOTAL							\$0.00

Westwood, Lee (70.56)

Year	1st	2nd	3rd	4th	Total	Finish	Money
1998	68	74	73		215	T47	4,623.43
2006	74	74			148	CUT	0.00
2012	69	72	68	70	279	T5	281,000.00
2013	73	68	71	68	280	T25	58,500.00
2014	70	73	71	70	284	T57	17,840.00
2015	68	73	73	69	283	T58	18,232.50
2021	70	65	68	72	275	T27	69,350.00
TOTAL							\$449,545.93

Wetterich, Brett (73.33)

Year	1st	2nd	3rd	4th	Total	Finish	Money
2000	74	77			151	CUT	0.00
2002	72	68	73	76	289	T71	6,895.00
2005	78	71			149	CUT	0.00
2006	76	69			145	CUT	0.00
2007	74	72			146	CUT	0.00
TOTAL							\$6,895.00

Whaley, Vince (72.50)

Year	1st	2nd	3rd	4th	Total	Finish	Money
2022	72	73			145	CUT	0.00
TOTAL							\$0.00

Wheatcroft, Steve (72.00)

Year	1st	2nd	3rd	4th	Total	Finish	Money
2015	73	71			144	CUT	0.00
TOTAL							\$0.00

Whisman, Greg (72.00)

Year	1st	2nd	3rd	4th	Total	Finish	Money
1991	71	79			150	CUT	0.00
1992	71	73	68	70	282	T22	10,000.00
TOTAL							\$10,000.00

White, Carlton (73.40)

Year	1st	2nd	3rd	4th	Total	Finish	Money
1976	63	72	74	69	278	T13	5,250.00
1977	75	76			151	CUT	0.00
1980	77	73			150	CUT	0.00
1981	77	78			155	CUT	0.00
TOTAL							\$5,250.00

White, Larry (72.63)

Year	1st	2nd	3rd	4th	Total	Finish	Money
1971	72	73	79	71	295	T77	333.00
1973	76	64	75	71	286	T54	543.83
TOTAL							\$876.83

Whitt, Don (72.50)

Year	1st	2nd	3rd	4th	Total	Finish	Money
1968	73	72			145	CUT	0.00
TOTAL							\$0.00

Whittaker, Ron (75.00)

Year	1st	2nd	3rd	4th	Total	Finish	Money
1996	76				76	W/D	0.00
2006	74	69	79	77	299	T84	9,890.00
TOTAL							\$9,890.00

Whittenton, Jesse (78.00)

Year	1st	2nd	3rd	4th	Total	Finish	Money
1970	74	82			156	CUT	0.00
TOTAL							\$0.00

Individual Player Records

Wi, Charlie (71.76)

Year	1st	2nd	3rd	4th	Total	Finish	Money
2005	72	69	75	75	291	T57	12,822.50
2007	75	69			144	CUT	0.00
2008	72	71	72	73	288	T65	14,560.00
2009	73	73	73	72	291	T67	15,300.00
2010	69	70	69	72	280	T27	54,375.00
2011	69	67	69		205	T43	23,840.00
2012	75	76			151	CUT	0.00
2013	71	73			144	CUT	0.00
TOTAL							\$120,897.50

Wiebe, Mark (71.95)

Year	1st	2nd	3rd	4th	Total	Finish	Money
1984	70	74	75	69	288	T55	1,135.00
1985	68	72	70	67	277	4	24,000.00
1986	68	71	73	68	280	T6	20,850.00
1987	68	70	73	76	287	T42	2,160.00
1988	77	71			148	CUT	0.00
1989	71	73			144	CUT	0.00
1991	74	73			147	CUT	0.00
1992	74	72			146	CUT	0.00
1993	72	75	67	66	280	2	108,000.00
1995	83	74			157	CUT	0.00
1997	71	73	75	74	293	T72	2,895.00
1999	73	74			147	CUT	0.00
2000	69	73	74	75	291	T57	6,600.00
2001	68	68	73	72	281	T19	39,500.00
TOTAL							\$205,140.00

Wiechers, Jim (71.27)

Year	1st	2nd	3rd	4th	Total	Finish	Money
1968	70	71	71	70	282	T23	2,034.72
1969	74	70	76	69	289	T53	476.19
1970	74	76			150	CUT	0.00
1972	72	68	72	69	281	T15	3,875.00
1973	67	70	70	70	277	T12	4,687.50
1974	68	74	69	68	279	T14	4,375.00
1975	74	74			148	CUT	0.00
1977	68	67	73	74	282	T20	3,300.00
1978	73	77			150	CUT	0.00
TOTAL							\$18,748.41

Wilcox, Terry (72.50)

Year	1st	2nd	3rd	4th	Total	Finish	Money
1967	71	71	70	71	283	T22	2,337.50
1968	72	74			146	CUT	0.00
1969	72	75			147	CUT	0.00
1970	71	72	71	76	290	T73	312.50
1971	71	72	70	72	285	T36	1,143.00
1972	73	75			148	CUT	0.00
1973	73	75			148	CUT	0.00
1974	76	72			148	CUT	0.00
TOTAL							\$3,793.00

Wilcox, Will (71.50)

Year	1st	2nd	3rd	4th	Total	Finish	Money
2015	67	76			143	CUT	0.00
TOTAL							\$0.00

Wilkinson, Tim (73.40)

Year	1st	2nd	3rd	4th	Total	Finish	Money
2008	76	76			152	CUT	0.00
2014	72	71	72		215	T71	15,680.00
TOTAL							\$15,680.00

Willett, Danny (69.25)

Year	1st	2nd	3rd	4th	Total	Finish	Money
2019	66	70	66	75	277	T24	74,925.00
TOTAL							\$74,925.00

Williamson, Jay (72.97)

Year	1st	2nd	3rd	4th	Total	Finish	Money
1995	72	73	75	77	297	T74	2,280.00
1996	78	75			153	CUT	0.00
1999	79	74			153	CUT	0.00
2000	79	73			152	CUT	0.00
2001	70	72	65	69	276	10	94,500.00
2002	69	72	72	70	283	T39	13,650.00
2004	76	74			150	CUT	0.00
2005	77	71			148	CUT	0.00
2006	72	69	77	77	295	T75	10,867.50
2008	74	68	70	70	282	T31	39,700.00
TOTAL							\$160,997.50

Willis, Garrett (75.00)

Year	1st	2nd	3rd	4th	Total	Finish	Money
2001	73	72			145	CUT	0.00
2002	84				84	W/D	0.00
2010	72	74			146	CUT	0.00
TOTAL							\$0.00

Wilson, Brian (74.50)

Year	1st	2nd	3rd	4th	Total	Finish	Money
2001	71	78			149	CUT	0.00
TOTAL							\$0.00

Wilson, Dean (71.40)

Year	1st	2nd	3rd	4th	Total	Finish	Money
2003	74	71			145	CUT	0.00
2005	72	71	66	71	280	6	207,000.00
2006	70	72	74	76	292	T63	12,190.00
2007	74	68	68	74	284	T60	15,120.00
2008	72	70	67	75	284	T48	17,400.00
2010	71	72			143	CUT	0.00
TOTAL							\$251,710.00

Wilson, Jeffrey (72.50)

Year	1st	2nd	3rd	4th	Total	Finish	Money
1990	72	73			145	CUT	0.00
TOTAL							\$0.00

Wilson, Jim (76.50)

Year	1st	2nd	3rd	4th	Total	Finish	Money
1987	79	74			153	CUT	0.00
TOTAL							\$0.00

Wilson, John (72.00)

Year	1st	2nd	3rd	4th	Total	Finish	Money
1991	76	70			146	CUT	0.00
1994	68	68	69	73	278	T13	24,000.00
1995	70	74	71	73	288	T40	4,320.00
1996	67	73	73	72	285	T24	9,497.14
1997	78	77			155	CUT	0.00
TOTAL							\$37,817.14

Wilson, Mark (71.44)

Year	1st	2nd	3rd	4th	Total	Finish	Money
2003	73	72			145	CUT	0.00
2005	79	74			153	CUT	0.00
2007	70	74			144	CUT	0.00
2008	72	70	71	68	281	T24	55,400.00
2009	72	75	72	70	289	T58	16,425.00
2011	69	66	68		203	T24	61,900.00
2012	75	72			147	CUT	0.00
2013	78	69			147	CUT	0.00
2015	72	68	69	68	277	T24	66,825.00
TOTAL							\$200,550.00

Wintz, Gary (73.67)

Year	1st	2nd	3rd	4th	Total	Finish	Money
1975	72	73			145	CUT	0.00
1976	74	73			147	CUT	0.00
1981	76	74			150	CUT	0.00
TOTAL							\$0.00

Individual Player Records

Wise, Aaron (68.75)

Year	1st	2nd	3rd	4th	Total	Finish	Money
2018	70	68	67	67	272	T5	328,500.00
2019	68	73	71	68	280	T43	27,565.00
2021	69	67	68	70	274	T21	95,791.67
2022	66	71	70	67	274	T31	78,886.37
TOTAL							\$530,743.04

Wittenberg, Jimmy (74.00)

Year	1st	2nd	3rd	4th	Total	Finish	Money
1977	73	75			148	CUT	0.00
TOTAL							\$0.00

Wolcott, Bob (72.40)

Year	1st	2nd	3rd	4th	Total	Finish	Money
1989	68	74	86	72	300	70	2,000.00
1990	68	74	71	71	284	T43	3,120.00
1991	74	66	77	78	295	69	2,020.00
1992	72	73	70	69	284	T30	6,350.00
1997	73	72	69	71	285	T33	8,100.00
TOTAL							\$21,590.00

Wolff, Matthew (71.10)

Year	1st	2nd	3rd	4th	Total	Finish	Money
2019	69	71	72	73	285	T71	17,945.00
2020	65	67	77	67	276	T44	30,001.00
2021	76	74			150	CUT	0.00
TOTAL							\$47,946.00

Wolff, Randy (72.60)

Year	1st	2nd	3rd	4th	Total	Finish	Money
1969	74	68	77	71	290	T58	476.19
1970	73	68	75	74	290	T73	312.50
1971	72	74			146	CUT	0.00
TOTAL							\$788.69

Wood, Larry (71.64)

Year	1st	2nd	3rd	4th	Total	Finish	Money
1970	77	73			150	CUT	0.00
1971	65	72	71	71	279	T6	8,125.00
1972	76	69	72	68	285	T32	1,425.00
1973	75	69			144	CUT	0.00
1974	75	70			145	CUT	0.00
TOTAL							\$9,550.00

Wood, Willie (72.26)

Year	1st	2nd	3rd	4th	Total	Finish	Money
1984	68	74	69	71	282	T25	3,816.67
1985	72	66	71	70	279	5	20,000.00
1986	71	63	73	66	273	2	64,800.00
1987	79	76			155	CUT	0.00
1988	77	72			149	CUT	0.00
1990	73	70	71	75	289	T76	1,850.00
1991	70	69	80	75	294	68	2,040.00
1993	72	71	72	72	287	T22	10,000.00
1994	76	81			157	CUT	0.00
1995	72	69	77	73	291	T55	2,712.00
1997	70	71	72	74	287	T43	4,567.50
1998	71	73	69		213	T32	9,340.00
1999	73	71	72	76	292	75	4,750.00
2001	79	69			148	CUT	0.00
TOTAL							\$123,876.17

Woodard, Tom (73.50)

Year	1st	2nd	3rd	4th	Total	Finish	Money
1982	73	73			146	CUT	0.00
1985	74	74			148	CUT	0.00
TOTAL							\$0.00

Woodland, Gary (69.84)

Year	1st	2nd	3rd	4th	Total	Finish	Money
2011	70	66	65		201	T13	145,600.00
2013	69	64	68	73	274	T2	528,000.00
2014	73	66	69	68	276	T13	160,000.00
2015	69	74			143	CUT	0.00
2016	71	69	68	69	277	T4	351,333.33
2017	73	73			146	CUT	0.00
2018	72	68	68	73	281	T48	22,162.50
2019	73	68	71	69	281	T52	21,354.29
2020	69	73			142	CUT	0.00
2021	71	70	68	77	286	74	18,715.00
2022	69	69	73	66	277	T51	36,050.00
TOTAL							\$1,283,215.12

Woodland, Jeff (72.30)

Year	1st	2nd	3rd	4th	Total	Finish	Money
1993	73	71	70	73	287	T22	10,000.00
1994	72	71	71	75	289	T62	2,568.00
1995	71	76			147	CUT	0.00
TOTAL							\$12,568.00

Woods, Tiger (70.10)

Year	1st	2nd	3rd	4th	Total	Finish	Money
1994	75	70			145	CUT	0.00
1997	72	72	71	72	287	T43	4,567.50
2001	75	66	68	71	280	T16	56,000.00
2003	67	69	71	70	277	T13	91,000.00
2009	70	72	67	67	276	T2	495,000.00
2010	65	73	72	67	277	T12	157,500.00
2012	68	69	72	76	285	T38	32,000.00
2013	67	69	69	69	274	T2	528,000.00
2018	71	71	68	70	280	T40	32,400.00
2019	75				75	W/D	0.00
2020	68	71	73	66	278	T58	21,565.00
TOTAL							\$1,418,032.50

Woodward, Jim (73.08)

Year	1st	2nd	3rd	4th	Total	Finish	Money
1990	71	70	71	74	286	T59	2,140.00
1991	80	75			155	CUT	0.00
1992	72	70	75	71	288	T50	2,362.50
1994	72	76			148	CUT	0.00
TOTAL							\$4,502.50

Woosnam, Ian (74.00)

Year	1st	2nd	3rd	4th	Total	Finish	Money
1998	72	76			148	CUT	0.00
TOTAL							\$0.00

Worthington, Brad (78.50)

Year	1st	2nd	3rd	4th	Total	Finish	Money
1991	79	75			154	CUT	0.00
1994	78	82			160	CUT	0.00
TOTAL							\$0.00

Wrenn, Robert (73.71)

Year	1st	2nd	3rd	4th	Total	Finish	Money
1985	72	73	79	71	295	T66	1,030.00
1986	73	76			149	CUT	0.00
1987	75	69	71	74	289	T48	1,548.00
1992	72	78			150	CUT	0.00
1993	74	75			149	CUT	0.00
TOTAL							\$2,578.00

Individual Player Records

Wright, Jim (72.61)

Year	1st	2nd	3rd	4th	Total	Finish	Money
1969	75	75			150	CUT	0.00
1970	74	75			149	CUT	0.00
1971	74	72			146	CUT	0.00
1972	70	70	74	70	284	T24	1,893.75
1973	73	70	69	72	284	DQ	0.00
1974	78	75			153	CUT	0.00
1975	72	79			151	CUT	0.00
1976	77	62	69	72	280	T23	2,286.00
1977	74	73			147	CUT	0.00
1978	72	70	67	71	280	T16	3,900.00
1979	71	69	73	73	286	T30	2,484.00
1980	70	76			146	CUT	0.00
1981	76	73			149	CUT	0.00
1982	76	78			154	CUT	0.00
					TOTAL		\$10,563.75

Wu, Brandon (69.67)

Year	1st	2nd	3rd	4th	Total	Finish	Money
2022	69	74			143	CUT	0.00
2023	72	70	67	66	275	T37	88,000.00
					TOTAL		\$88,000.00

Wurtz, Mark (72.44)

Year	1st	2nd	3rd	4th	Total	Finish	Money
1994	71	74			145	CUT	0.00
1995	72	72	77	75	296	T72	2,340.00
1998	68	73	70		211	T17	23,554.28
					TOTAL		\$25,894.28

Wynn, Bob (72.24)

Year	1st	2nd	3rd	4th	Total	Finish	Money
1971	75	76			151	CUT	0.00
1973	72	71	70	75	288	T62	469.00
1974	73	69	69	72	283	T35	1,206.16
1975	71	73	70	71	285	T36	1,076.33
1976	74	72			146	CUT	0.00
1977	75				75	W/D	0.00
					TOTAL		\$2,751.49

Wynn, Mike (71.75)

Year	1st	2nd	3rd	4th	Total	Finish	Money
1973	71	73			144	CUT	0.00
1974	71	75			146	CUT	0.00
1975	72	72	74	72	290	T60	468.67
1976	64	71	70	73	278	T13	5,250.00
1977	71	74	73	72	290	T56	637.50
					TOTAL		\$6,356.17

Wysong, Dudley (71.40)

Year	1st	2nd	3rd	4th	Total	Finish	Money
1967	75	70			145	W/D	0.00
1968	68	69	72	67	276	T6	9,000.00
1969	72	74			146	CUT	0.00
1970	72	75			147	CUT	0.00
					TOTAL		\$9,000.00

Yancey, Bert (72.93)

Year	1st	2nd	3rd	4th	Total	Finish	Money
1967	70	69	71	79	289	T59	0.00
1968	72	70	70	72	284	T38	1,170.00
1969	71	68	70	78	287	T43	765.00
1970	78				78	W/D	0.00
1971	72	71	73	71	287	T49	410.00
1972	73	73			146	CUT	0.00
1975	71	73	72	73	289	T57	525.00
1976	80	81			161	CUT	0.00
1987	73	75			148	CUT	0.00
					TOTAL		\$2,870.00

Yancey, Cameron (73.50)

Year	1st	2nd	3rd	4th	Total	Finish	Money
2003	79	68			147	CUT	0.00
					TOTAL		\$0.00

Yang, Y.E. (69.45)

Year	1st	2nd	3rd	4th	Total	Finish	Money
2009	71	72	68	71	282	T20	87,375.00
2010	73	67	74	69	283	T47	19,830.00
2011	70	66	63		199	T6	259,000.00
					TOTAL		\$366,205.00

Yasudo, Haruo (73.00)

Year	1st	2nd	3rd	4th	Total	Finish	Money
1972	76	68	76	72	292	T63	416.67
					TOTAL		\$416.67

Yates, Wayne (71.00)

Year	1st	2nd	3rd	4th	Total	Finish	Money
1968	72	73			145	CUT	0.00
1972	67	69	74	73	283	T22	2,425.00
1973	71	72	66	73	282	T32	1,353.57
					TOTAL		\$3,778.57

Yokoo, Kaname (74.75)

Year	1st	2nd	3rd	4th	Total	Finish	Money
2001	75	74			149	CUT	0.00
2002	73	77			150	CUT	0.00
					TOTAL		\$0.00

Young, Cameron (68.50)

Year	1st	2nd	3rd	4th	Total	Finish	Money
2022	67	71	70	66	274	T31	78,886.37
2023	67	71	69	67	274	T31	116,000.00
					TOTAL		\$194,886.37

Young, David (78.50)

Year	1st	2nd	3rd	4th	Total	Finish	Money
1998	79	78			157	CUT	0.00
					TOTAL		\$0.00

Young, Kim (77.25)

Year	1st	2nd	3rd	4th	Total	Finish	Money
1988	77	78			155	CUT	0.00
1992	75	79			154	CUT	0.00
					TOTAL		\$0.00

Zabriski, Bruce (75.00)

Year	1st	2nd	3rd	4th	Total	Finish	Money
1988	77	79			156	CUT	0.00
1989	74	72			146	CUT	0.00
1992	81	77			158	CUT	0.00
1994	74	72			146	CUT	0.00
1996	73	71	70	74	288	T43	3,506.40
1997	79	76			155	CUT	0.00
1998	76	75			151	CUT	0.00
					TOTAL		\$3,506.40

Zack, Mike (74.50)

Year	1st	2nd	3rd	4th	Total	Finish	Money
1980	74	75			149	CUT	0.00
					TOTAL		\$0.00

Zalatoris, Will (66.25)

Year	1st	2nd	3rd	4th	Total	Finish	Money
2022	71	63	65	66	265	1	2,700,000.00
					TOTAL		\$2,700,000.00

Individual Player Records

Zarley, Kermit (71.98)

Year	1st	2nd	3rd	4th	Total	Finish	Money
1967	71	71	73	72	287	T41	850.00
1968	74	70	72	76	292	T68	0.00
1969	77	74			151	CUT	0.00
1970	71	70	70	70	281	T23	2,110.00
1971	72	70	74	70	286	T44	705.00
1972	73	73			146	CUT	0.00
1973	70	69	77	73	289	T64	431.25
1974	75	67	71	73	286	T47	657.60
1975	75	79			154	CUT	0.00
1976	72	71	69	73	285	T53	600.00
1977	75	70	71	70	286	T35	1,385.63
1978	73	77			150	CUT	0.00
1979	73	70	73	70	286	T30	2,484.00
1980	69	74	71	74	288	T54	908.00
1982	68	68	71	69	276	T17	6,200.00
TOTAL							\$16,331.48

Zembriski, Walter (76.50)

Year	1st	2nd	3rd	4th	Total	Finish	Money
1967	76	77			153	CUT	0.00
TOTAL							\$0.00

Zender, Bob (72.90)

Year	1st	2nd	3rd	4th	Total	Finish	Money
1973	71	75			146	CUT	0.00
1975	75	70			145	CUT	0.00
1978	74	73			147	CUT	0.00
1979	71	72	75	73	291	T57	888.00
TOTAL							\$888.00

Zhang, Xinjun (71.50)

Year	1st	2nd	3rd	4th	Total	Finish	Money
2020	71	72			143	CUT	0.00
TOTAL							\$0.00

Ziegler, Larry (71.82)

Year	1st	2nd	3rd	4th	Total	Finish	Money
1967	77	73			150	CUT	0.00
1970	73	70	76	79	298	82	312.50
1971	74	68	73	68	283	T22	2,041.67
1972	70	71	71	70	282	T19	3,000.00
1973	70	74			144	CUT	0.00
1974	67	67	72	69	275	T5	9,625.00
1975	72	71	70		213	W/D	0.00
1976	68	67	71	71	277	T5	8,793.75
1977	69	72	71	75	287	T43	960.00
1978	76	69			145	CUT	0.00
1979	71	75	76	71	293	T64	824.00
1981	72	74	72	72	290	T50	945.00
1982	68	73	71	66	278	T26	2,960.00
1983	78	73			151	CUT	0.00
1986	77	73			150	CUT	0.00
1987	70	77			147	CUT	0.00
TOTAL							\$29,461.92

Ziobro, Billy (73.00)

Year	1st	2nd	3rd	4th	Total	Finish	Money
1973	75	71			146	CUT	0.00
TOTAL							\$0.00

Zoeller, Fuzzy (70.77)

Year	1st	2nd	3rd	4th	Total	Finish	Money
1976	66	72	69	68	275	T2	23,200.00
1977	72	69	72	74	287	T43	960.00
1978	70	69	72	71	282	T29	1,907.50
1979	74	72	70	72	288	T41	1,440.00
1981	69	69	73	72	283	T16	5,800.00
1982	70	73			143	CUT	0.00
1983	68	68	71	72	279	T4	18,600.00
1985	73	70	73	70	286	T30	3,037.67
TOTAL							\$54,945.17

Zokol, Richard (73.32)

Year	1st	2nd	3rd	4th	Total	Finish	Money
1983	79	78			157	CUT	0.00
1984	71	72	71	72	286	T46	1,337.14
1985	73	71	77	78	299	75	950.00
1986	75	72			147	CUT	0.00
1987	80	74			154	CUT	0.00
1990	73	76			149	CUT	0.00
1995	71	72	73	72	288	T40	4,320.00
2002	73	70	70	72	285	T50	8,442.00
2003	73	69	75	71	288	T62	10,650.00
TOTAL							\$25,699.14

Zullo, Andy (78.50)

Year	1st	2nd	3rd	4th	Total	Finish	Money
2000	81	76			157	CUT	0.00
TOTAL							\$0.00

FedEx St. Jude Championship Summaries (2007-2023)

Viktor Hovland secured back-to-back wins to finish the season in style and claim his first FedExCup.



FedEx St. Jude Championship Summaries

2007



Steve Stricker

Westchester Country Club August 23-26, 2007
Harrison, NY

FedExCup Points: 50,000
Par/Yards: 36-35-71/6,839

Purse: \$7,000,000

LEADERS		First Round	Second Round	Third Round
	Rory Sabbatini.....	63 (-8)	K.J. Choi.....	130 (-12)
	K.J. Choi.....	64 (-7)	Rich Beem.....	132 (-10)
	Rich Beem.....	64 (-7)	Steve Stricker.....	134 (-8)
	Brian Gay.....	65 (-6)	Geoff Ogilvy.....	134 (-8)
	Steve Flesch.....	65 (-6)	Rory Sabbatini.....	134 (-8)
	Carl Pettersson.....	65 (-6)	Kenny Perry.....	136 (-6)
	Ernie Els.....	65 (-6)	Anthony Kim.....	136 (-6)
	Steve Stricker.....	67 (T11)	Ernie Els.....	136 (-6)
			Sergio Garcia.....	136 (-6)
			Retief Goosen.....	136 (-6)
			Adam Scott.....	136 (-6)
			Bill Haas.....	136 (-6)
				Steve Stricker.....
				199 (-14)
				K.J. Choi.....
				200 (-13)
				Hunter Mahan.....
				201 (-12)
				Rich Beem.....
				201 (-12)
				Woody Austin.....
				203 (-10)
				Geoff Ogilvy.....
				203 (-10)

CUT: 75 players at even-par 140 from a field of 138 professionals.

par-71 Westchester Country Club course record held by Dan Sikes, Jim Wright and Peter Jacobsen.

NOTEWORTHY: Steve Stricker won his first PGA TOUR event since 2001 at the first event in the PGA TOUR Playoffs for the FedExCup. Stricker birdied four of the final five holes in the final round to overtake K.J. Choi. Stricker jumped to No. 1 in the FedExCup points standings with the victory. Hunter Mahan's third-round 62 tied the

WEATHER: Thursday: Mostly cloudy with a high of 72 degrees. Friday: Partly cloudy with dense early-morning fog. High of 82. Saturday: Warmer and humid, with a high of 90. Sunday: Mostly cloudy with a high of 83.

Player	Pos.	Score	FedExCup Pts/ Money	Player	Pos.	Score	FedExCup Pts/ Money	Player	Pos.	Score	FedExCup Pts/ Money
STEVE STRICKER	1	67-67-65-69	268 9,000 \$1,260,000.00	Jason Dufner	T25	73-69-68-69	279 350 \$49,035.00	Troy Matteson	T48	70-71-70-71	282 126 \$17,593.33
K.J. Choi	2	64-66-70-70	270 5,400 756,000.00	Jim Furyk	T25	70-69-71-69	279 350 49,035.00	Brian Davis	T54	68-71-70-74	283 114 15,890.00
Rory Sabbatini	3	63-71-69-68	271 3,400 476,000.00	Sergio Garcia	T25	69-67-70-73	279 350 49,035.00	J.P. Hayes	T54	75-67-71-70	283 114 15,890.00
Mark Calcavecchia	T4	67-75-65-65	272 2,067 289,333.33	Zach Johnson	T25	68-71-70-70	279 350 49,035.00	Fredrik Jacobson	T54	70-67-77-69	283 114 15,890.00
Ernie Els	T4	65-71-68-68	272 2,067 289,333.33	Sean O'Hair	T25	73-69-69-68	279 350 49,035.00	Cliff Kresge	T54	69-70-72-72	283 114 15,890.00
Geoff Ogilvy	T4	68-66-69-69	272 2,067 289,333.33	Kenny Perry	T25	69-67-68-75	279 350 49,035.00	Corey Pavin	T54	68-73-72-70	283 114 15,890.00
Rich Beem	T7	64-68-69-72	273 1,613 225,750.00	Brett Quigley	T25	67-73-72-67	279 350 49,035.00	John Rollins	T54	71-71-70-71	283 114 15,890.00
Phil Mickelson	T7	67-70-69-67	273 1,613 225,750.00	Nick Watney	T25	70-72-68-69	279 350 49,035.00	Joe Durant	T60	71-69-72-72	284 108 15,120.00
Robert Garrigus	T9	70-70-68-66	274 1,350 189,000.00	Padraig Harrington	T35	71-68-70-71	280 241 33,775.00	Retief Goosen	T60	68-68-74-74	284 108 15,120.00
Jerry Kelly	T9	67-70-69-68	274 1,350 189,000.00	Matt Kuchar	T35	69-68-69-74	280 241 33,775.00	Vaughn Taylor	T60	71-71-77-65	284 108 15,120.00
Ian Poulter	T9	70-67-70-67	274 1,350 189,000.00	Nick O'Hern	T35	71-66-70-73	280 241 33,775.00	D.J. Trahan	T60	73-68-70-73	284 108 15,120.00
Woody Austin	T12	69-68-66-72	275 1,100 154,000.00	Rod Pamplung	T35	69-72-69-70	280 241 33,775.00	Dean Wilson	T60	74-68-68-74	284 108 15,120.00
Steve Flesch	T12	65-72-67-71	275 1,100 154,000.00	Scott Verplank	T35	68-71-69-72	280 241 33,775.00	Bart Bryant	T65	72-70-70-73	285 104 14,490.00
Justin Rose	T14	70-68-70-68	276 900 126,000.00	Boo Weekley	T35	71-67-72-70	280 241 33,775.00	Andrew Buckle	T65	71-69-71-74	285 104 14,490.00
Adam Scott	T14	67-69-72-68	276 900 126,000.00	Briny Baird	T41	66-75-71-69	281 175 24,500.00	Bob Estes	T65	70-72-71-72	285 104 14,490.00
Heath Slocum	T14	66-73-67-70	276 900 126,000.00	Brian Gay	T41	65-73-72-71	281 175 24,500.00	Johnson Wagner	T65	73-69-76-67	285 104 14,490.00
Tim Clark	T17	69-68-72-68	277 725 101,500.00	J.B. Holmes	T41	76-66-65-74	281 175 24,500.00	Nathan Green	T69	72-70-74-70	286 101 14,070.00
Bob Heintz	T17	69-73-70-65	277 725 101,500.00	Doug LaBelle II	T41	69-73-71-68	281 175 24,500.00	Steve Marino	T69	72-69-74-71	286 101 14,070.00
Anthony Kim	T17	68-68-71-70	277 725 101,500.00	Frank Lickliter II	T41	71-69-70-71	281 175 24,500.00	Jason Gore	T71	72-67-75-73	287 99 13,860.00
Hunter Mahan	T17	70-69-62-76	277 725 101,500.00	Davis Love III	T41	69-69-72-71	281 175 24,500.00	Jeff Maggert	T72	66-73-73-76	288 97 13,580.00
Ryan Armour	T21	72-67-70-69	278 540 75,600.00	Mike Weir	T41	69-73-72-67	281 175 24,500.00	John Mallinger	T72	68-72-74-74	288 97 13,580.00
Arron Oberholser	T21	67-70-68-73	278 540 75,600.00	Fred Funk	T48	71-69-73-69	282 126 17,593.34	Carl Pettersson	T72	65-72-74-77	288 97 13,580.00
Tim Petrovic	T21	69-69-68-72	278 540 75,600.00	Tim Herron	T48	71-70-71-70	282 126 17,593.34	Rocco Mediate	T75	69-73-74-74	290 95 13,300.00
Camilo Villegas	T21	68-70-73-67	278 540 75,600.00	Paul Goydos	T48	71-69-66-76	282 126 17,593.33	(Q)=Open Qualifier; (S)=Sponsor Exemption; T=Tie			
Aaron Baddeley	T25	71-67-70-71	279 350 49,035.00	Bill Haas	T48	68-68-72-74	282 126 17,593.33				
Stewart Cink	T25	72-67-73-67	279 350 49,035.00	Charley Hoffman	T48	69-72-70-71	282 126 17,593.33				

The following players did not finish (C=cut, W=withdrew)

C-143-Angel Cabrera, Alex Cejka, Luke Donald, Steve Elkington, Lucas Glover, Anders Hansen, Ryan Moore, Charles Warren, Bubba Watson, **144**-Steve Allan, Brian Bateman, Mathew Goggin, John Merrick, Kevin Na, Jeff Overton, Jesper Parnevik, David Toms, Bo Van Pelt, Charlie Wi, Mark Wilson, **145**-Billy Andrade, Chad Campbell, Tom Lehman, Shigeaki Maruyama, Billy Mayfair, Shaun Micheel, Tom Pernice, Jr., Brandt Snedeker, **146**-Jonathan Byrd, Chris DiMarco, Craig Kanada, Justin Leonard, Will MacKenzie, John Senden, Vijay Singh, Bob Tway, Brett Wetterich, **147**-Jeff Gove, J.J. Henry, Ryuji Imada, George McNeill, Pat Perez, Ted Purdy, **148**-Robert Allenby, Ken Duke, Trevor Immelman, Henrik Stenson, Kevin Sutherland, **149**-Stuart Appleby, Ben Curtis, Michael Putnam, **150**-Tommy Armour III, Jose Coceres, Harrison Frazar, Charles Howell III, Joe Ogilvie, Jeff Quinney, **151**-Peter Lonard, **153**-Kevin Stadler, **159**-Daniel Chopra. **W**-Gavin Coles, **76**-Stephen Leaney, Tripp Isenhour.

FedEx St. Jude Championship Summaries

2008



Vijay Singh

Ridgewood Country Club August 21-24, 2008
Paramus, NJ

FedExCup Points: 190,000
Par/Yards: 35-36-71/7,319

Purse: \$7,000,000

LEADERS		First Round	Second Round	Third Round
	Hunter Mahan.....	62 (-9)	Steve Stricker.....	132 (-10)
	Paul Casey.....	66 (-5)	Hunter Mahan.....	135 (-7)
	Kevin Streelman.....	67 (-4)	Dudley Hart.....	136 (-6)
	Matthew Goggin.....	67 (-4)	Angel Cabrera.....	136 (-6)
	Charley Hoffman.....	67 (-4)	Kenny Perry.....	136 (-6)
	Dudley Hart.....	67 (-4)	Vijay Singh.....	140 (T21)
	Vijay Singh.....	70 (T25)		
				Kevin Streelman.....
				205 (-8)
				Vijay Singh.....
				206 (-7)
				Mike Weir.....
				206 (-7)
				Paul Casey.....
				206 (-7)
				Sergio Garcia.....
				206 (-7)
				Five Players.....
				208 (-5)

CUT: 36-hole cut of 72 players at 1-over-par 143 from a field of 135 professionals.

NOTEWORTHY: Vijay Singh won The Barclays for the fourth time in his career with a playoff victory over Kevin Sutherland and Sergio Garcia. Sutherland was eliminated on the first playoff hole as Singh and Garcia both made birdie putts of more than 26 feet. Singh won on the following hole over Garcia with

a tap-in birdie on the par-5 17th hole.

WEATHER: Thursday: Cool start to the day, with a low of 55. Highs in the low 80s with wind from the SE 5-10 mph. Friday: More of the same with lows in the high 50s and the high reaching 83 and similar wind to Thursday. Saturday: Partly cloudy and warm with highs reaching 84. Sunday: Patchy morning fog, warm sunny skies breaking through. S-SW wind from 5-10 mph. Low was 62 degrees with the high reaching 83.

Player	Pos.	Score	FedExCup Pts/ Money	Player	Pos.	Score	FedExCup Pts/ Money	Player	Pos.	Score	FedExCup Pts/ Money
VIJAY SINGH#	1	70-70-66-70	276 11,000 \$1,260,000.00	J.B. Holmes.....	T24	71-71-73-66	281 2,396 \$55,400.00	John Mallinger....	T48	70-73-69-72	284 2,124 \$17,400.00
Sergio Garcia.....	T2	70-67-69-70	276 6,400 616,000.00	Jesper Parnevik... T24	68-72-72-69	281 2,396 55,400.00	Kenny Perry.....	T48	69-67-72-76	284 2,124 17,400.00	
Kevin Sutherland... T2	70-69-69-68	276 6,400 616,000.00	Rory Sabbatini.... T24	70-70-72-69	281 2,396 55,400.00	Carl Pettersson... T48	72-70-71-71	284 2,124 17,400.00			
Mathew Goggin..... T4	67-74-69-67	277 4,067 289,333.34	Patrick Sheehan... T24	69-70-70-72	281 2,396 55,400.00	Dean Wilson.....	T48	72-70-67-75	284 2,124 17,400.00		
Ben Curtis.....	T4	71-68-70-68	277 4,067 289,333.33	Mark Wilson.....	T24	72-70-71-68	281 2,396 55,400.00	Rich Beem.....	T55	68-74-71-72	285 2,112 15,680.00
Kevin Streelman... T4	67-70-68-72	277 4,067 289,333.33	Jason Day.....	T31	74-68-66-74	282 2,284 39,700.00	Jonathan Byrd.... T55	72-70-73-70	285 2,112 15,680.00		
Paul Casey.....	T7	66-71-69-72	278 3,455 203,700.00	Hunter Mahan..... T31	62-73-74-73	282 2,284 39,700.00	Steve Elkington... T55	71-71-71-72	285 2,112 15,680.00		
Martin Laird.....	T7	70-69-72-67	278 3,455 203,700.00	Billy Mayfair..... T31	70-70-73-69	282 2,284 39,700.00	Lucas Glover..... T55	70-70-75-70	285 2,112 15,680.00		
Justin Leonard.... T7	70-70-71-67	278 3,455 203,700.00	George McNeill... T31	68-70-73-71	282 2,284 39,700.00	Bill Haas.....	T55	71-68-71-75	285 2,112 15,680.00		
Nicholas Thompson T7	75-68-68-67	278 3,455 203,700.00	Kevin Na.....	T31	72-70-68-72	282 2,284 39,700.00	J.J. Henry.....	T55	70-72-74-69	285 2,112 15,680.00	
Mike Weir.....	T7	72-67-67-72	278 3,455 203,700.00	John Senden..... T31	71-70-72-69	282 2,284 39,700.00	Andres Romero... T55	72-68-77-68	285 2,112 15,680.00		
K.J. Choi.....	T12	74-69-68-68	279 2,921 129,000.00	Jay Williamson... T31	74-68-70-70	282 2,284 39,700.00	Ryan Palmer..... T62	69-69-72-76	286 2,108 15,050.00		
Ken Duke.....	T12	72-71-67-69	279 2,921 129,000.00	Robert Allenby... T38	69-73-66-75	283 2,190 26,600.00	Nick Watney..... T62	71-69-75-71	286 2,108 15,050.00		
Jim Furyk.....	T12	70-71-68-70	279 2,921 129,000.00	Eric Axley.....	T38	78-65-68-72	283 2,190 26,600.00	Frank Lickliter II... 64	71-71-71-74	287 2,106 14,840.00	
Dudley Hart.....	T12	67-69-73-70	279 2,921 129,000.00	Stewart Cink..... T38	73-70-70-70	283 2,190 26,600.00	Michael Allen..... T65	73-67-75-73	288 2,104 14,560.00		
Anthony Kim.....	T12	70-67-72-70	279 2,921 129,000.00	Tim Clark.....	T38	70-69-73-71	283 2,190 26,600.00	Chad Campbell.... T65	71-72-69-76	288 2,104 14,560.00	
Scott Verplank.... T12	73-70-67-69	279 2,921 129,000.00	Brian Davis.....	T38	69-74-70-70	283 2,190 26,600.00	Charlie Wi.....	T65	72-71-72-73	288 2,104 14,560.00	
Bubba Watson.... T12	68-70-71-70	279 2,921 129,000.00	Charley Hoffman. T38	67-71-74-71	283 2,190 26,600.00	Richard S. Johnson T68	74-69-74-72	289 2,102 14,210.00			
Stuart Apleby.... T19	71-70-68-71	280 2,606 84,840.00	John Merrick.... T38	69-71-70-73	283 2,190 26,600.00	Brandt Snedeker.. T68	71-71-73-74	289 2,102 14,210.00			
Angel Cabrera.... T19	69-67-72-72	280 2,606 84,840.00	Jeff Overton.... T38	74-67-68-74	283 2,190 26,600.00	Trevor Immelman.. 70	70-71-76-73	290 2,100 14,000.00			
Jerry Kelly..... T19	72-70-71-67	280 2,606 84,840.00	Tim Petrovic.... T38	71-72-69-71	283 2,190 26,600.00	Bo Van Pelt..... 71	67-74-70-80	291 2,099 13,860.00			
Phil Mickelson... T19	70-70-72-68	280 2,606 84,840.00	Brett Quigley.... T38	71-69-71-72	283 2,190 26,600.00	Paul Goydos..... 72	70-72-77-76	295 2,098 13,720.00			
Steve Stricker... T19	68-64-77-71	280 2,606 84,840.00	Briny Baird..... T48	69-71-69-75	284 2,124 17,400.00	<i># Won with a birdie-4 on the second playoff hole (17th). Sutherland eliminated on the first playoff hole (18th) when Singh and Garcia made birdies.</i>					
Glen Day.....	T24	70-71-70-70	281 2,396 55,400.00	Justin Bolli..... T48	71-71-72-70	284 2,124 17,400.00					
Tim Herron.....	T24	69-71-73-68	281 2,396 55,400.00	Lee Janzen.....	T48	71-69-72-72	284 2,124 17,400.00				

The following players did not finish (C=cut, W=withdrew)

C-144-Woody Austin, Aaron Baddeley, Ernie Els, Steve Flesch, Jason Gore, Nathan Green, Dustin Johnson, Greg Kraft, Cliff Kresge, Matt Kuchar, Tom Lehman, Troy Matteson, Jon Mills, Sean O'Hair, Tom Pernice, Jr., Jeff Quinney, John Rollins, Heath Slocum, Camilo Villegas, **145**-Stephen Ames, Daniel Chopra, Brian Gay, Padraig Harrington, Charles Howell III, Zach Johnson, Geoff Ogilvy, Corey Pavin, Ian Poulter, David Toms, Boo Weekley, **146**-Shane Bertsch, Retief Goosen, Steve Marino, Johnson Wagner, **147**-Fred Couples, Ben Crane, James Driscoll, Rocco Mediate, Joe Ogilvie, Rod Pampling, Chez Reavie, D.J. Trahan, **148**-Brad Adamonis, Tommy Armour III, Bart Bryant, Fredrik Jacobson, Peter Lonard, Steve Lowery, Scott McCarron, Parker McLachlin, **149**-Mark Calcavecchia, Chris DiMarco, Matt Jones, Nick O'Hern, Pat Perez, Vaughn Taylor, **150**-Michael Letzig, Adam Scott, **151**-Ryuji Imada, Charles Warren, **152**-Joe Durant, Tim Wilkinson, **154**-Ryan Moore.

FedEx St. Jude Championship Summaries

2009



Heath Slocum

Liberty National GC
Jersey City, NJ

August 27-30, 2009

FedExCup Points: 2,500 (1st)
Par/Yards: 36-35-71/7,419

Purse: \$7,500,000

LEADERS		First Round	Second Round	Third Round
	Paul Goydos.....	65 (-6)	Webb Simpson.....	134 (-8)
	Steve Marino.....	65 (-6)	Paul Goydos.....	136 (-6)
	Sergio Garcia.....	65 (-6)	Steve Marino.....	136 (-6)
	Webb Simpson.....	66 (-5)	Fredrik Jacobson.....	138 (-4)
	Fredrik Jacobson.....	66 (-5)	Heath Slocum.....	138 (-4)
	Heath Slocum.....	66 (-5)	Ian Poulter.....	139 (-3)
	Charley Hoffman.....	66 (-5)	Steve Stricker.....	139 (-3)
			Richard S. Johnson.....	139 (-3)
				Third Round
				Paul Goydos.....
				Steve Marino.....
				Fredrik Jacobson.....
				Webb Simpson.....
				Steve Stricker.....
				Heath Slocum.....
				Tiger Woods.....
				Zach Johnson.....
				Padraig Harrington.....
				Matt Kuchar.....
				Ian Poulter.....

CUT: 77 players at 5-over-147 from a field of 124 professionals. (Paul Casey withdrew prior to play with an injury.)

WEATHER: Thursday: Partly cloudy and cool in the morning and sunny in the afternoon with a high near 80 degrees. N-NE winds at 6-12 mph, shifting to SE later in the day. Friday: Showers throughout the day. A total of 2 inches of rain fell. Cold and blustery conditions with high of 70. Easterly winds at 6-12

mph in the morning and 10-20 mph in the afternoon. Saturday: Due to the weather forecast for rain overnight and early Saturday morning, tee times were delayed to 10:48 a.m., with three somes off No. 1 and No. 10. Sunday: Light rain in the morning before 7a.m. The sun broke through at midmorning. High of 85. Winds W 12-22 mph.

Player	Pos.	Score	FedExCup Pts/ Money
HEATH SLOCUM.....	1	66-72-70-67	275 2,500.00 \$1,350,000.00
Ernie Els.....	T2	72-68-70-66	276 950.00 495,000.00
Padraig Harrington.....	T2	67-75-67-67	276 950.00 495,000.00
Steve Stricker.....	T2	69-70-68-69	276 950.00 495,000.00
Tiger Woods.....	T2	70-72-67-67	276 950.00 495,000.00
Fredrik Jacobson.....	T6	66-72-68-71	277 475.00 260,625.00
Nick Watney.....	T6	68-73-69-67	277 475.00 260,625.00
Webb Simpson.....	8	66-68-72-72	278 425.00 232,500.00
Paul Goydos.....	T9	65-71-68-75	279 375.00 202,500.00
Ian Poulter.....	T9	67-72-70-70	279 375.00 202,500.00
Scott Verplank.....	T9	73-70-68-68	279 375.00 202,500.00
Jason Day.....	T12	70-73-70-67	280 303.33 157,500.00
Brian Gay.....	T12	70-72-71-67	280 303.33 157,500.00
Brandt Snedeker.....	T12	72-75-67-66	280 303.33 157,500.00
Robert Allenby.....	T15	68-75-69-69	281 270.00 120,000.00
Jim Furyk.....	T15	69-73-70-69	281 270.00 120,000.00
Dustin Johnson.....	T15	70-74-73-64	281 270.00 120,000.00
Steve Marino.....	T15	65-71-68-77	281 270.00 120,000.00
Greg Owen.....	T15	71-74-65-71	281 270.00 120,000.00
Lee Janzen.....	T20	68-75-70-69	282 247.50 87,375.00
Hunter Mahan.....	T20	72-72-68-70	282 247.50 87,375.00
Troy Matteson.....	T20	71-71-69-71	282 247.50 87,375.00
Y.E. Yang.....	T20	71-72-68-71	282 247.50 87,375.00
Jonathan Byrd.....	T24	72-74-67-70	283 227.50 63,937.50
Tim Clark.....	T24	71-70-71-71	283 227.50 63,937.50
Bill Haas.....	T24	72-70-69-72	283 227.50 63,937.50

Player	Pos.	Score	FedExCup Pts/ Money
Kevin Na.....	T24	73-72-71-67	283 227.50 \$63,937.50
Stewart Cink.....	T28	70-72-71-71	284 210.00 53,250.00
Zach Johnson.....	T28	70-72-67-75	284 210.00 53,250.00
Matt Kuchar.....	T28	68-73-68-75	284 210.00 53,250.00
Luke Donald.....	T31	73-69-73-70	285 177.50 39,900.00
Sergio Garcia.....	T31	65-76-74-70	285 177.50 39,900.00
Charley Hoffman.....	T31	66-74-71-74	285 177.50 39,900.00
J.B. Holmes.....	T31	73-73-69-70	285 177.50 39,900.00
Richard S. Johnson.....	T31	68-71-73-73	285 177.50 39,900.00
Justin Leonard.....	T31	68-75-72-70	285 177.50 39,900.00
D.A. Points.....	T31	70-71-74-70	285 177.50 39,900.00
David Toms.....	T31	67-75-71-72	285 177.50 39,900.00
Bo Van Pelt.....	T31	70-74-66-75	285 177.50 39,900.00
Mike Weir.....	T31	71-71-72-71	285 177.50 39,900.00
Fred Couples.....	T41	71-76-69-70	286 140.00 27,750.00
Ben Crane.....	T41	74-73-69-70	286 140.00 27,750.00
Rod Pamplung.....	T41	68-73-69-76	286 140.00 27,750.00
Justin Rose.....	T41	73-72-69-72	286 140.00 27,750.00
Boo Weekley.....	T41	75-70-74-67	286 140.00 27,750.00
Chad Campbell.....	T46	72-75-70-70	287 112.50 20,400.00
Bob Estes.....	T46	73-74-70-70	287 112.50 20,400.00
Davis Love III.....	T46	70-75-72-70	287 112.50 20,400.00
John Mallinger.....	T46	74-72-70-71	287 112.50 20,400.00
Tim Petrovic.....	T46	69-76-74-68	287 112.50 20,400.00
Chris Riley.....	T46	72-75-70-70	287 112.50 20,400.00
Harrison Frazer.....	T52	73-71-72-72	288 82.50 17,400.00

Player	Pos.	Score	FedExCup Pts/ Money
Jerry Kelly.....	T52	72-74-76-66	288 82.50 \$17,400.00
Anthony Kim.....	T52	75-71-71-71	288 82.50 17,400.00
Phil Mickelson.....	T52	70-75-74-69	288 82.50 17,400.00
Kenny Perry.....	T52	71-75-71-71	288 82.50 17,400.00
Kevin Sutherland.....	T52	69-76-75-68	288 82.50 17,400.00
Cameron Beckman.....	T58	70-72-74-73	289 52.50 16,425.00
Daniel Chopra.....	T58	77-69-71-72	289 52.50 16,425.00
James Nitties.....	T58	71-75-73-70	289 52.50 16,425.00
Adam Scott.....	T58	75-72-72-70	289 52.50 16,425.00
Kevin Streelman.....	T58	68-78-69-74	289 52.50 16,425.00
Mark Wilson.....	T58	72-75-72-70	289 52.50 16,425.00
Bill Lunde.....	T64	70-73-71-76	290 30.00 15,750.00
John Senden.....	T64	72-73-71-74	290 30.00 15,750.00
Vaughn Taylor.....	T64	71-76-69-74	290 30.00 15,750.00
J.J. Henry.....	T67	72-73-74-72	291 15.00 15,300.00
Brett Quigley.....	T67	70-77-72-72	291 15.00 15,300.00
Charlie Wi.....	T67	73-73-73-72	291 15.00 15,300.00
Retief Goosen.....	T70	70-74-74-74	292 4.90 14,850.00
Charles Howell III.....	T70	76-70-72-74	292 4.90 14,850.00
Ryan Moore.....	T70	68-78-77-69	292 4.90 14,850.00
Alex Cejka.....	T73	71-72-77-73	293 4.60 14,400.00
Jeff Overton.....	T73	72-71-77-73	293 4.60 14,400.00
John Rollins.....	T73	71-73-73-76	293 4.60 14,400.00
Joe Ogilvie.....	T76	73-72-78-76	299 4.40 14,100.00
Todd Hamilton.....	T77	71-74-79-76	300 4.30 13,950.00

The following players did not finish (C=cut, W=withdrew)

C-148-Matt Bettencourt, Jason Bohn, Mark Calcavecchia, Nathan Green, George McNeill, John Merrick, Bubba Watson, **149**-Stephen Ames, K.J. Choi, Scott McCarron, Bryce Molder, Rory Sabbatini, **150**-Aaron Baddeley, Briny Baird, James Driscoll, Jason Dufner, Robert Garrigus, Jeff Maggert, Geoff Ogilvy, Vijay Singh, Kevin Stadler, D.J. Trahan, **151**-Brian Davis, Jeff Klauk, Marc Leishman, Pat Perez, **152**-Michael Allen, Woody Austin, Angel Cabrera, Tim Herron, **153**-Nick O'Hern, Ted Purdy, **154**-David Mathis, Sean O'Hair, Scott Piercy, **156**-Greg Chalmers, Lucas Glover, Ryuji Imada, Jeff Quinney, **157**-Chris DiMarco, **158**-Roland Thatcher, **159**-Ben Curtis, **W-78**-Mathew Goggin, **77**-Chris Stroud, **75**-Camilo Villegas, **69**-Michael Letzig, **D-72**-Steve Flesch.

FedEx St. Jude Championship Summaries

2010



Matt Kuchar

Ridgewood CC
Paramus, NJ

August 23-29, 2010

FedExCup Points: 2,500 (1st)
Par/Yards: 35-36--71/ 7,319

Purse: \$7,500,000

LEADERS		First Round	Second Round	Third Round
	Vaughn Taylor.....	65 (-6)	Jason Day.....	134 (-8)
	Tiger Woods.....	65 (-6)	Kevin Strelman.....	135 (-7)
	Brian Gay.....	66 (-5)	Vaughn Taylor.....	135 (-7)
	Ryan Palmer.....	66 (-5)	Stewart Cink.....	136 (-6)
	Adam Scott.....	66 (-5)	Martin Laird.....	136 (-6)
	Matt Kuchar.....	68 (T20)	John Senden.....	136 (-6)
			Matt Kuchar.....	137 (-5)
			Martin Laird.....	201 (-12)
			Jason Day.....	204 (-9)
			Dustin Johnson.....	204 (-9)
			Adam Scott.....	205 (-8)
			Matt Kuchar.....	206 (-7)
			Ryan Palmer.....	206 (-7)
			Justin Rose.....	206 (-7)
			John Senden.....	206 (-7)
			Kevin Strelman.....	206 (-7)
			Vaughn Taylor.....	206 (-7)

CUT: 72 players at even-par 142 from a field of 121 professionals.

WEATHER: Partly sunny Thursday. High of 83. Winds NW at 8-20 mph. Players were allowed preferred lies in closely mown areas due to heavy rains in recent

days. Sunny Friday, with comfortable temperatures and low humidity. High near 80, with NW winds at 6-12mph. Sunny and pleasant Saturday. High in the low-80s. Winds NNW at 4-8 mph. Sunny Sunday. High in the lower-90s. Winds WNW at 5-10 mph.

Player	Pos.	Score	FedExCup Pts/ Money
MATT KUCHAR.....	1	68-69-69-66	272 2,500.00 \$1,350,000.00
Martin Laird.....	2	69-67-65-71	272 1,500.00 810,000.00
Kevin Strelman.....	T3	72-63-71-68	274 875.00 435,000.00
Steve Stricker.....	T3	70-70-68-66	274 875.00 435,000.00
Jason Day.....	T5	67-67-70-71	275 481.25 263,437.50
Ryan Palmer.....	T5	66-74-66-69	275 481.25 263,437.50
Rory Sabbatini.....	T5	68-74-69-64	275 481.25 263,437.50
Vaughn Taylor.....	T5	65-70-71-69	275 481.25 263,437.50
Dustin Johnson.....	T9	71-69-64-72	276 375.00 202,500.00
Adam Scott.....	T9	66-71-68-71	276 375.00 202,500.00
Heath Slocum.....	T9	67-71-70-68	276 375.00 202,500.00
Paul Casey.....	T12	69-69-70-69	277 303.33 157,500.00
Ben Crane.....	T12	67-70-73-67	277 303.33 157,500.00
Tiger Woods.....	T12	65-73-72-67	277 303.33 157,500.00
Angel Cabrera.....	T15	68-71-69-70	278 267.50 116,250.00
Stewart Cink.....	T15	67-69-73-69	278 267.50 116,250.00
Luke Donald.....	T15	70-72-68-68	278 267.50 116,250.00
Ian Poulter.....	T15	70-72-66-70	278 267.50 116,250.00
Justin Rose.....	T15	72-69-65-72	278 267.50 116,250.00
John Senden.....	T15	67-69-70-72	278 267.50 116,250.00
Chris Couch.....	T21	67-72-72-68	279 237.50 75,000.00
Brian Gay.....	T21	66-72-71-70	279 237.50 75,000.00
Retief Goosen.....	T21	70-70-69-70	279 237.50 75,000.00
Zach Johnson.....	T21	69-69-71-70	279 237.50 75,000.00
Tim Petrovic.....	T21	68-69-75-67	279 237.50 75,000.00

Player	Pos.	Score	FedExCup Pts/ Money
D.J. Trahan.....	T21	67-71-72-69	279 237.50 \$75,000.00
J.P. Hayes.....	T27	72-69-67-72	280 212.50 54,375.00
Charley Hoffman.....	T27	68-72-70-70	280 212.50 54,375.00
Ryuji Imada.....	T27	72-65-70-73	280 212.50 54,375.00
Charlie Wi.....	T27	69-70-69-72	280 212.50 54,375.00
Greg Chalmers.....	T31	70-71-69-71	281 190.00 44,475.00
Davis Love III.....	T31	67-74-72-68	281 190.00 44,475.00
Hunter Mahan.....	T31	70-71-69-71	281 190.00 44,475.00
Sean O'Hair.....	T31	69-70-72-70	281 190.00 44,475.00
Bubba Watson.....	T31	71-70-70-70	281 190.00 44,475.00
Bryce Molder.....	T36	72-67-74-69	282 150.00 30,784.09
Stephen Ames.....	T36	73-68-69-72	282 150.00 30,784.09
Rickie Fowler.....	T36	71-70-67-74	282 150.00 30,784.09
Marc Leishman.....	T36	70-70-71-71	282 150.00 30,784.09
Justin Leonard.....	T36	71-71-71-69	282 150.00 30,784.09
Troy Matteson.....	T36	71-69-70-72	282 150.00 30,784.09
Kevin Na.....	T36	72-69-69-72	282 150.00 30,784.09
Michael Sim.....	T36	69-70-71-72	282 150.00 30,784.09
Webb Simpson.....	T36	72-65-72-73	282 150.00 30,784.09
Josh Teater.....	T36	68-71-70-73	282 150.00 30,784.09
Nick Watney.....	T36	69-71-72-70	282 150.00 30,784.09
Robert Allenby.....	T47	73-67-74-69	283 110.00 19,830.00
Bill Haas.....	T47	69-73-67-74	283 110.00 19,830.00
Padraig Harrington.....	T47	69-68-71-75	283 110.00 19,830.00
D.A. Points.....	T47	70-70-72-71	283 110.00 19,830.00

Player	Pos.	Score	FedExCup Pts/ Money
Y.E. Yang.....	T47	73-67-74-69	283 110.00 \$19,830.00
Stuart Appleby.....	T52	70-71-71-72	284 87.50 17,587.50
Robert Garrigue.....	T52	69-72-69-74	284 87.50 17,587.50
Andres Romero.....	T52	73-69-70-72	284 87.50 17,587.50
Jimmy Walker.....	T52	68-74-71-71	284 87.50 17,587.50
Aaron Baddeley.....	T56	72-70-72-71	285 67.50 16,875.00
Jonathan Byrd.....	T56	67-72-75-71	285 67.50 16,875.00
Rory McIlroy.....	T56	68-74-71-72	285 67.50 16,875.00
Jeff Overton.....	T56	68-73-73-71	285 67.50 16,875.00
Chad Campbell.....	T60	72-69-72-73	286 47.50 16,275.00
Brian Davis.....	T60	72-70-75-69	286 47.50 16,275.00
Matt Jones.....	T60	72-70-70-74	286 47.50 16,275.00
Pat Perez.....	T60	67-73-70-76	286 47.50 16,275.00
Chad Collins.....	T64	68-74-73-72	287 27.50 15,675.00
David Duval.....	T64	68-72-72-75	287 27.50 15,675.00
Spencer Levin.....	T64	72-69-73-73	287 27.50 15,675.00
Camilo Villegas.....	T64	67-74-71-75	287 27.50 15,675.00
John Merrick.....	T68	73-69-73-73	288 10.00 15,150.00
Kenny Perry.....	T68	72-70-75-71	288 10.00 15,150.00
Scott Verplank.....	T68	67-75-73-73	288 10.00 15,150.00
Ernie Els.....	T71	71-71-73-74	289 4.90 14,850.00
J.J. Henry.....	T72	68-73-77-73	291 4.80 14,700.00


#Won with a birdie-3 on the first playoff hole

The following players did not finish (C=cut, W=withdrew)

C-143-Briny Baird, Cameron Beckman, K.J. Choi, Tom Gillis, J.B. Holmes, Fredrik Jacobson, Steve Marino, Scott Piercy, Kevin Sutherland, Dean Wilson, **144**-Tim Clark, Charles Howell III, Michael Letzig, Geoff Ogilvy, Vijay Singh, Brandt Snedeker, David Toms, **145**-Woody Austin, Ricky Barnes, Ben Curtis, Bob Estes, Derek Lamely, Ryan Moore, Alex Prugh, Chris Riley, Bo Van Pelt, Boo Weekley, **146**-Brendon de Jonge, Steve Elkington, Lucas Glover, Phil Mickelson, Carl Pettersson, John Rollins, Garrett Willis, **147**-Alex Cejka, Jerry Kelly, **148**-Graham DeLaet, Anthony Kim, Kevin Stadler, **149**-Matt Bettencourt, Jason Bohn, Jason Dufner, Nathan Green, Shaun Micheal, **150**-Bill Lunde, **152**-Kris Blanks, Joe Ogilvie, **153**-Blake Adams. **W-79**-Jeff Maggert.

FedEx St. Jude Championship Summaries

2011



Dustin Johnson

Plainfield CC
Edison, NJ

August 22-28, 2011

FedExCup Points: 2,500 (1st)
Par/Yards: 35-36--71/ 6,964

Purse: \$8,000,000

LEADERS		First Round	Second Round	Third Round
	Matt Kuchar	63 (-8)	Matt Kuchar	128 (-14)
	Harrison Frazer	64 (-7)	Dustin Johnson	129 (-13)
	William McGirt	64 (-7)	Vijay Singh	129 (-13)
	Jonathan Byrd	65 (-6)	Jonathan Byrd	131 (-11)
	Padraig Harrington	65 (-6)	Aaron Baddeley	132 (-10)
	Vijay Singh	65 (-6)	Padraig Harrington	132 (-10)
	Chris Stroud	65 (-6)	Charley Hoffman	132 (-10)
	Dustin Johnson	66 (-5)	Justin Rose	132 (-10)
			Dustin Johnson	194 (-19)
			Matt Kuchar	196 (-17)
			Vijay Singh	197 (-16)
			Brandt Snedeker	197 (-16)
			Jonathan Byrd	198 (-15)

CUT: 72 players at 4-under 138 from a field of 123 professionals.

WEATHER: Thursday: Play was suspended at 10:29 a.m. due to dangerous weather conditions. Play resumed at 1:45 p.m. and was then suspended due to darkness at 7:38 p.m., with 51 players yet to complete their round. Partly cloudy skies with highs in the mid-80s. Winds E at 5-10 mph. Friday: The first round resumed at 7:15 a.m. and was completed at 9:12 a.m. The second round

began at 7:45 a.m., 30 minutes later than originally scheduled. Partly cloudy, with a high of 86. Winds SE at 5-10 mph. Due to the impending impact of Hurricane Irene, which was scheduled to hit the tri-state area the next day, PGA TOUR officials decided at noon Friday to reduce the tournament to 54 holes, with the final round played on Saturday. Saturday: Players teed off of split tees from 7 a.m. to 8:50 a.m. Mostly cloudy skies with intermittent morning showers. High of 78. Winds E at 8-12 mph in the morning increasing to 10-20 mph in the afternoon.

Player	Pos.	Score	FedExCup Pts/ Money
DUSTIN JOHNSON ...1	66-63-65	194	2,500.00 \$1,440,000.00
Matt Kuchar	63-65-68	196	1,500.00 864,000.00
Vijay Singh	65-64-68	197	875.00 464,000.00
Brandt Snedeker	70-66-61	197	875.00 464,000.00
Jonathan Byrd	65-66-67	198	550.00 320,000.00
Brian Davis	69-66-64	199	443.75 259,000.00
Justin Rose	67-65-67	199	443.75 259,000.00
Camilo Villegas	68-66-65	199	443.75 259,000.00
Y.E. Yang	70-66-63	199	443.75 259,000.00
Charley Hoffman	66-66-68	200	350.00 200,000.00
Webb Simpson	71-66-63	200	350.00 200,000.00
Nick Watney	67-69-64	200	350.00 200,000.00
Aaron Baddeley	66-66-69	201	282.00 145,600.00
Jason Day	67-68-66	201	282.00 145,600.00
Padraig Harrington	65-67-69	201	282.00 145,600.00
Scott Piercy	72-65-64	201	282.00 145,600.00
Gary Woodland	70-66-65	201	282.00 145,600.00
Luke Donald	70-66-66	202	252.50 100,800.00
Charles Howell III	69-69-64	202	252.50 100,800.00
Ian Poulter	71-67-64	202	252.50 100,800.00
Rory Sabbatini	68-66-68	202	252.50 100,800.00
Chris Stroud	65-69-68	202	252.50 100,800.00
Jimmy Walker	71-64-67	202	252.50 100,800.00
Bill Haas	67-68-68	203	217.50 61,900.00

Player	Pos.	Score	FedExCup Pts/ Money
Jerry Kelly	T24	69-69-65	203 217.50 \$61,900.00
Anthony Kim	T24	68-67-68	203 217.50 61,900.00
William McGirt	T24	64-69-70	203 217.50 61,900.00
Kyle Stanley	T24	68-66-69	203 217.50 61,900.00
Steve Stricker	T24	69-68-66	203 217.50 61,900.00
Bo Van Pelt	T24	67-68-68	203 217.50 61,900.00
Mark Wilson	T24	69-66-68	203 217.50 61,900.00
Kevin Chappell	T32	67-69-68	204 170.00 39,781.82
K.J. Choi	T32	70-67-67	204 170.00 39,781.82
Ernie Els	T32	68-69-67	204 170.00 39,781.82
Trevor Immelman	T32	67-70-67	204 170.00 39,781.82
Fredrik Jacobson	T32	67-68-69	204 170.00 39,781.82
Marc Leishman	T32	69-68-67	204 170.00 39,781.82
Carl Pettersson	T32	69-66-69	204 170.00 39,781.82
Kevin Streelman	T32	69-66-69	204 170.00 39,781.82
Cameron Tringale	T32	74-63-67	204 170.00 39,781.82
Sergio Garcia	T32	68-66-70	204 170.00 39,781.82
Bill Lunde	T32	69-69-66	204 170.00 39,781.82
Arjun Atwal	T43	67-71-67	205 120.00 23,840.00
Greg Chalmers	T43	70-68-67	205 120.00 23,840.00
Hunter Mahan	T43	68-69-68	205 120.00 23,840.00
Graeme McDowell	T43	72-65-68	205 120.00 23,840.00
John Merrick	T43	68-68-69	205 120.00 23,840.00
Phil Mickelson	T43	67-70-68	205 120.00 23,840.00

Player	Pos.	Score	FedExCup Pts/ Money
Ryan Palmer	T43	66-72-67	205 120.00 \$23,840.00
Josh Teater	T43	72-66-67	205 120.00 23,840.00
Charlie Wi	T43	69-67-69	205 120.00 23,840.00
Robert Allenby	T52	67-68-71	206 82.50 18,560.00
Chad Campbell	T52	67-67-72	206 82.50 18,560.00
Rickie Fowler	T52	71-67-68	206 82.50 18,560.00
Jim Furyk	T52	71-66-69	206 82.50 18,560.00
Robert Karlsson	T52	68-68-70	206 82.50 18,560.00
D.J. Trahan	T52	67-70-69	206 82.50 18,560.00
Kris Blanks	T58	67-69-71	207 52.50 17,520.00
Brendon de Jonge	T58	68-68-71	207 52.50 17,520.00
Harrison Frazer	T58	64-69-74	207 52.50 17,520.00
J.J. Henry	T58	67-70-70	207 52.50 17,520.00
Ryuji Imada	T58	70-67-70	207 52.50 17,520.00
Martin Laird	T58	71-67-69	207 52.50 17,520.00
Bryce Molder	T64	70-68-70	208 30.00 16,800.00
Andres Romero	T64	72-66-70	208 30.00 16,800.00
Kevin Stadler	T64	68-70-70	208 30.00 16,800.00
David Hearn	T67	67-69-73	209 15.00 16,320.00
Joe Ogilvie	T67	68-70-71	209 15.00 16,320.00
Adam Scott	T67	66-67-76	209 15.00 16,320.00
Jhonattan Vegas	T70	70-66-74	210 5.00 16,000.00
Steve Marino	T71	72-65-74	211 4.90 15,840.00
Retief Goosen	T72	68-68-76	212 4.80 15,680.00

The following players did not finish (C=cut, W=withdrew)

C-139-Ricky Barnes, Michael Bradley, Ben Crane, Brian Gay, Chris Kirk, Davis Love III, Troy Matteson, Ryan Moore, Kevin Na, D.A. Points, Chez Reavie, John Rollins, John Senden, Heath Slocum, Michael Thompson, David Toms, **140**-Stewart Cink, Jason Dufner, Tim Herron, Brandt Jobe, Billy Mayfair, George McNeill, Geoff Ogilvy, Scott Stallings, Bubba Watson, **141**-Blake Adams, Tommy Gainey, Zach Johnson, Spencer Levin, Rod Pampling, Brendan Steele, **142**-Nick O'Hern, Johnson Wagner, **143**-Matt Bettencourt, Steven Bowditch, Keegan Bradley, Chris DiMarco, James Driscoll, Robert Garrigus, Tom Gillis, **144**-Paul Goydos, Hunter Haas, Jeff Overton, Vaughn Taylor, Scott Verplank, **145**-Lucas Glover, **146**-Sean O'Hair, **W-81**-Stuart Appleby, **79**-Pat Perez, **77**-Chris Couch, **71**-Steve Flesch.

FedEx St. Jude Championship Summaries

2012



Nick Watney

Bethpage State Park
Farmingdale, NY

August 20-26, 2012

FedExCup Points: 2,500 (1st)
Par/Yards: 35-36--71/ 6,964

Purse: \$8,000,000

LEADERS	First Round	Second Round	Third Round
	Padraig Harrington 64 (-7)	Sergio Garcia 134 (-8)	Sergio Garcia 203 (-10)
	Brian Harman 65 (-6)	Nick Watney 134 (-8)	Nick Watney 205 (-8)
	Nick Watney 65 (-6)	Bob Estes 135 (-7)	Kevin Stadler 206 (-7)
	Gary Christian 66 (-5)	Vijay Singh 135 (-7)	Bob Estes 207 (-6)
	Sergio Garcia 66 (-5)	Pat Perez 136 (-6)	Brandt Snedeker 207 (-6)
	Pat Perez 66 (-5)	John Senden 136 (-6)	
	Jimmy Walker 66 (-5)		

CUT: 75 professionals at 1-over par 143 from a field of 123 professionals.

WEATHER: Thursday: Partly to mostly sunny skies with highs in the lower 80s. Winds from the south 6-12 mph. Friday: Mostly sunny with a high of 85. Winds from the south at 6-12 mph. Saturday: Partly cloudy with a high of 80. Winds E-SE at 8-15 mph. Sunday: Mostly sunny skies in the morning changing to partly cloudy in the afternoon with a high of 80. Winds E-SE 6-12 mph.

Player	Pos.	Score	FedExCup Pts/ Money
NICK WATNEY	1	65-69-71-69	274 2,500.00 \$1,440,000.00
Brandt Snedeker	2	70-69-68-70	277 1,500.00 864,000.00
Sergio Garcia	T3	66-68-69-75	278 875.00 464,000.00
Dustin Johnson	T3	67-71-72-68	278 875.00 464,000.00
Graham DeLaet	T5	75-67-72-65	279 481.25 281,000.00
Brian Harman	T5	65-75-68-71	279 481.25 281,000.00
Louis Oosthuizen	T5	70-71-68-70	279 481.25 281,000.00
Lee Westwood	T5	69-72-68-70	279 481.25 281,000.00
Greg Chalmers	9	70-70-68-72	280 400.00 232,000.00
Bud Cauley	T10	71-71-72-67	281 302.77 160,888.89
Tim Clark	T10	70-72-67-72	281 302.77 160,888.89
Luke Donald	T10	68-74-69-70	281 302.77 160,888.89
Bob Estes	T10	69-66-72-74	281 302.77 160,888.89
Tom Gillis	T10	69-72-68-72	281 302.77 160,888.89
David Hearn	T10	70-73-67-71	281 302.77 160,888.89
William McGirt	T10	68-74-67-72	281 302.77 160,888.89
Bubba Watson	T10	70-70-70-71	281 302.77 160,888.89
Kevin Stadler	T10	72-69-65-75	281 302.77 160,888.89
Padraig Harrington	T19	64-75-75-68	282 250.00 96,960.00
J.B. Holmes	T19	71-69-73-69	282 250.00 96,960.00
Geoff Ogilvy	T19	70-72-69-71	282 250.00 96,960.00
John Senden	T19	68-68-72-74	282 250.00 96,960.00
Josh Teater	T19	72-71-69-70	282 250.00 96,960.00
Ricky Barnes	T24	71-72-70-70	283 207.50 56,700.00
Roberto Castro	T24	76-67-69-71	283 207.50 56,700.00
Jason Day	T24	70-70-77-66	283 207.50 \$56,700.00

Player	Pos.	Score	FedExCup Pts/ Money
Harris English	T24	70-69-71-73	283 207.50 56,700.00
Rickie Fowler	T24	67-70-75-71	283 207.50 56,700.00
Rory McIlroy	T24	69-73-69-72	283 207.50 56,700.00
Ryan Moore	T24	69-69-70-75	283 207.50 56,700.00
Ryan Palmer	T24	75-68-68-72	283 207.50 56,700.00
Carl Pettersson	T24	73-66-73-71	283 207.50 56,700.00
Charl Schwartzel	T24	71-69-69-74	283 207.50 56,700.00
Scott Stallings	T24	72-70-71-70	283 207.50 56,700.00
Bo Van Pelt	T24	70-69-74-70	283 207.50 56,700.00
John Huh	T36	70-67-77-70	284 172.50 40,200.00
Ian Poulter	T36	68-71-76-69	284 172.50 40,200.00
Tommy Gainey	T38	70-70-73-72	285 147.50 32,000.00
Zach Johnson	T38	68-75-72-70	285 147.50 32,000.00
Matt Kuchar	T38	72-68-73-72	285 147.50 32,000.00
Phil Mickelson	T38	68-74-67-76	285 147.50 32,000.00
Greg Owen	T38	68-73-72-72	285 147.50 32,000.00
Pat Perez	T38	66-70-77-72	285 147.50 32,000.00
Jimmy Walker	T38	66-74-74-71	285 147.50 32,000.00
Tiger Woods	T38	68-69-72-76	285 147.50 32,000.00
Jonas Blixt	T46	67-73-73-73	286 107.50 21,080.00
Gary Christian	T46	66-71-77-72	286 107.50 21,080.00
Chris Kirk	T46	68-71-76-71	286 107.50 21,080.00
Billy Mayfair	T46	71-72-71-72	286 107.50 21,080.00
Bryce Molder	T46	70-73-71-72	286 107.50 21,080.00
Rod Pampling	T46	70-73-74-69	286 107.50 \$21,080.00
Justin Rose	T46	67-72-79-68	286 107.50 21,080.00

Player	Pos.	Score	FedExCup Pts/ Money
Vijay Singh	T46	68-67-76-75	286 107.50 21,080.00
Ernie Els	T54	68-72-72-75	287 67.50 18,000.00
Brian Gay	T54	71-72-72-72	287 67.50 18,000.00
Charles Howell III	T54	71-69-77-70	287 67.50 18,000.00
Troy Kelly	T54	74-66-74-73	287 67.50 18,000.00
Sean O'Hair	T54	71-72-73-71	287 67.50 18,000.00
John Rollins	T54	72-69-74-72	287 67.50 18,000.00
Henrik Stenson	T54	73-65-78-71	287 67.50 18,000.00
Steve Stricker	T54	69-71-73-74	287 67.50 18,000.00
Adam Scott	62	70-69-74-75	288 45.00 17,280.00
Kevin Streelman	T63	69-72-76-72	289 37.50 17,040.00
Michael Thompson	T63	71-68-77-73	289 37.50 17,040.00
Blake Adams	T65	71-69-78-72	290 27.50 16,720.00
Troy Matteson	T65	68-73-76-73	290 27.50 16,720.00
Trevor Immelman	T67	75-66-75-75	291 12.50 16,240.00
Fredrik Jacobson	T67	71-68-79-73	291 12.50 16,240.00
George McNeill	T67	67-76-71-77	291 12.50 16,240.00
Seung-Yul Noh	T67	71-71-78-71	291 12.50 16,240.00
Robert Garrigus	T71	73-68-77-74	292 4.85 15,760.00
Martin Laird	T71	70-68-77-77	292 4.85 15,760.00
K.J. Choi	T73	67-71-80-75	293 4.65 15,440.00
Jeff Maggert	T73	69-74-74-76	293 4.65 15,440.00
James Driscoll	75	73-70-75-77	295 4.50 15,200.00

The following players did not finish (C=cut, W=withdrew)

C-144-Robert Allenby, Keegan Bradley, Chad Campbell, Will Claxton, Ben Crane, Ben Curtis, Ken Duke, Martin Flores, Jim Furyk, J.J. Henry, Kevin Na, Webb Simpson, Kyle Stanley, **145**-Brendon de Jonge, John Mallinger, Jeff Overton, D.A. Points, Heath Slocum, **146**-Jonathan Byrd, Bill Haas, Graeme McDowell, Scott Piercy, David Toms, **147**-Marc Leishman, Hunter Mahan, John Merrick, Chris Stroud, Daniel Summerhays, Cameron Tringale, Mark Wilson, **148**-Brian Davis, Colt Knost, Davis Love III, Andres Romero, **149**-Kevin Chappell, Harrison Frazer, Rory Sabbatini, **150**-Aaron Baddeley, Dicky Pride, Johnson Wagner, **151**-Charley Hoffman, Ted Potter, Jr., Charlie Wi, **152**-Jerry Kelly, **154**-Boo Weekley, **155**-Sang-Moon Bae. **W-78**-Jason Bohn, **75**-Matt Evers.

FedEx St. Jude Championship Summaries

2013



Adam Scott

Liberty National GC
Jersey City, NJ

August 19-25, 2013

FedExCup Points: 2,500 (1st)
Par/Yards: 36-35--71/ 7,353

Purse: \$8,000,000

LEADERS	First Round	Second Round	Third Round
	Kevin Stadler 64 (-7)	Matt Kuchar 131 (-11)	Matt Kuchar 201 (-12)
	Ryan Palmer 65 (-6)	Webb Simpson 133 (-9)	Gary Woodland 201 (-12)
	Henrik Stenson 65 (-6)	Gary Woodland 133 (-9)	Kevin Chappell 202 (-11)
	Camilo Villegas 65 (-6)	Keegan Bradley 135 (-7)	David Lynn 205 (-8)
	Jason Day 66 (-5)	Rickie Fowler 135 (-7)	Tiger Woods 205 (-8)
	Matt Kuchar 66 (-5)	Charl Schwartzel 135 (-7)	Adam Scott 207 (-6)
	Adam Scott 69 (-2)	Adam Scott 135 (-7)	

CUT: 74 players at even-par 142 from a field of 123 professionals.

WEATHER: Thursday: Mostly cloudy, with periodic thunderstorms and showers. High of 86. Winds SSW at 10-18 mph. Officials suspended play due to a dangerous weather situation at 8:33 a.m., with play resuming at 11:05 a.m. Play was suspended due to bad weather again at 12:47 p.m., resuming at 4:15 p.m. Play was suspended due to darkness at 7:43 p.m. Friday: Partly cloudy and less

humid. High of 85. Winds N at 10-20 mph. The first round resumed at 7:02 a.m. The second round began at 10:20 a.m., and was suspended due to darkness at 7:45 p.m., with 40 players yet to finish their rounds. Saturday: Mostly sunny and pleasant. High of 80. Winds E at 6-12 mph. The second round resumed at 7:27 a.m. and the third round began at 10:43 a.m. The third round was played in threesomes off of split tees. Sunday: Mostly sunny. High of 82. Winds SSE at 8-15 mph.

Player	Pos.	Score	FedExCup Pts/ Money
ADAM SCOTT	1	69-66-72-66	273 2,500.00 1,440,000.00
Graham DeLaet	T2	67-73-69-65	274 950.00 528,000.00
Justin Rose	T2	68-68-70-68	274 950.00 528,000.00
Gary Woodland	T2	69-64-68-73	274 950.00 528,000.00
Tiger Woods	T2	67-69-69-69	274 950.00 528,000.00
Jim Furyk	T6	70-66-70-69	275 458.33 268,000.00
Phil Mickelson	T6	71-69-70-65	275 458.33 268,000.00
D.A. Points	T6	70-72-66-67	275 458.33 268,000.00
Matt Every	T9	67-72-69-68	276 362.50 208,000.00
Rickie Fowler	T9	71-64-71-70	276 362.50 208,000.00
Jason Kokrak	T9	70-69-70-67	276 362.50 208,000.00
Nick Watney	T9	68-70-69-69	276 362.50 208,000.00
Rory Sabbatini	T13	71-67-71-68	277 292.50 160,000.00
Bubba Watson	T13	68-70-68-71	277 292.50 160,000.00
Kevin Chappell	T15	68-72-62-76	278 272.50 132,000.00
John Huh	T15	73-64-71-70	278 272.50 132,000.00
Webb Simpson	T15	67-66-74-71	278 272.50 132,000.00
Daniel Summerhays	T15	70-69-69-70	278 272.50 132,000.00
Brendon de Jonge	T19	67-69-72-71	279 247.50 93,600.00
Matt Kuchar	T19	66-65-70-78	279 247.50 93,600.00
David Lynn	T19	71-65-69-74	279 247.50 93,600.00
Rory McIlroy	T19	71-65-71-72	279 247.50 93,600.00
Jordan Spieth	T19	70-68-68-73	279 247.50 93,600.00
Kevin Streelman	T19	70-68-68-73	279 247.50 93,600.00
Roberto Castro	T25	70-70-69-71	280 212.50 58,500.00
Jason Day	T25	66-73-71-70	280 212.50 58,500.00
Bill Haas	T25	73-66-71-70	280 212.50 58,500.00

Player	Pos.	Score	FedExCup Pts/ Money
Hunter Mahan	T25	69-68-72-71	280 212.50 58,500.00
Bryce Molder	T25	69-69-72-70	280 212.50 58,500.00
Ryan Moore	T25	67-72-69-72	280 212.50 58,500.00
Charl Schwartzel	T25	68-67-74-71	280 212.50 58,500.00
Lee Westwood	T25	73-68-71-68	280 212.50 58,500.00
Keegan Bradley	T33	72-63-74-72	281 182.50 44,200.00
Charles Howell III	T33	72-66-73-70	281 182.50 44,200.00
Matt Jones	T33	71-68-72-70	281 182.50 44,200.00
Chris Stroud	T33	73-66-70-72	281 182.50 44,200.00
Greg Chalmers	T37	73-69-66-74	282 162.50 36,800.00
Jason Dufner	T37	71-70-71-70	282 162.50 36,800.00
Sergio Garcia	T37	70-66-71-75	282 162.50 36,800.00
Freddie Jacobson	T37	68-68-74-72	282 162.50 36,800.00
Stuart Appleby	T41	69-71-72-71	283 147.50 32,000.00
Luke Donald	T41	67-72-72-72	283 147.50 32,000.00
Aaron Baddeley	T43	69-72-66-77	284 125.00 24,960.00
Erik Compton	T43	72-70-72-70	284 125.00 24,960.00
Brian Gay	T43	68-72-77-67	284 125.00 24,960.00
George McNeill	T43	71-68-76-69	284 125.00 24,960.00
Scott Piercy	T43	72-70-69-73	284 125.00 24,960.00
Kevin Stadler	T43	64-73-76-71	284 125.00 24,960.00
Henrik Stenson	T43	65-73-75-71	284 125.00 24,960.00
Martin Kaymer	T50	68-70-75-72	285 97.50 19,480.00
John Merrick	T50	69-73-70-73	285 97.50 19,480.00
Kyle Stanley	T50	70-67-76-72	285 97.50 19,480.00
Nicholas Thompson	T50	67-74-72-72	285 97.50 19,480.00
Martin Flores	T54	71-69-77-69	286 77.50 18,320.00

Player	Pos.	Score	FedExCup Pts/ Money
Carl Pettersson	T54	68-73-73-72	286 77.50 18,320.00
Camilo Villegas	T54	65-73-72-76	286 77.50 18,320.00
Jimmy Walker	T54	68-73-72-73	286 77.50 18,320.00
Jonas Blixt	T58	69-67-70-81	287 57.50 17,680.00
Bob Estes	T58	72-68-74-73	287 57.50 17,680.00
Cameron Tringale	T58	74-67-73-73	287 57.50 17,680.00
Boo Weekley	T58	69-72-75-71	287 57.50 17,680.00
Scott Brown	T62	70-70-78-70	288 40.00 17,120.00
Scott Langley	T62	72-69-76-71	288 40.00 17,120.00
John Senden	T62	71-71-71-75	288 40.00 17,120.00
Geoff Ogilvy	T65	68-73-77-71	289 30.00 16,800.00
Jeff Overton	T66	68-74-74-74	290 22.50 16,560.00
Ryan Palmer	T66	65-73-75-77	290 22.50 16,560.00
K.J. Choi	T68	71-71-73-76	291 12.50 16,240.00
Stewart Cink	T68	70-70-79-72	291 12.50 16,240.00
Charley Hoffman	T70	68-71-79-74	292 5.00 16,000.00
Marc Leishman	T71	72-70-75-77	294 4.90 15,840.00
David Hearn	T72	73-68-79-75	295 4.70 15,520.00
Martin Laird	T72	74-68-77-76	295 4.70 15,520.00
Josh Teater	T72	68-72-76-79	295 4.70 15,520.00

The following players did not finish (C=cut, W=withdrew)

C-143-Charlie Beljan, Brian Davis, Harris English, Derek Ernst, Robert Garrigus, Luke Guthrie, Russell Henley, J.J. Henry, Morgan Hoffmann, Dustin Johnson, Jerry Kelly, Graeme McDowell, William McGirt, Brandt Snedeker, Brendan Steele, **144**-Ken Duke, James Hahn, Billy Horschel, Chris Kirk, Richard H. Lee, Jeff Maggert, Charlie Wi, **145**-Pat Perez, Ted Potter, Jr., Ian Poulter, Johnson Wagner, **146**-Sang-Moon Bae, Scott Stallings, Bo Van Pelt, **147**-Jason Bohn, Ernie Els, D.H. Lee, Chez Reavie, Brian Stuard, Mark Wilson, **148**-James Driscoll, Brian Harman, Justin Leonard, Patrick Reed, Andres Romero, **149**-Steven Bowditch, Tim Clark, **151**-John Rollins, **152**-Angel Cabrera, **159**-Michael Thompson. **W-78**-David Lingmerth, Justin Hicks, **71**-Lucas Glover, **67**-Ben Crane.

FedEx St. Jude Championship Summaries

2014



Hunter Mahan

Ridgewood CC
Paramus, NJ

August 18-24, 2014

FedExCup Points: 2,500 (1st)
Par/Yards: 35-36--71/ 7,319

Purse: \$8,000,000

LEADERS		First Round	Second Round	Third Round
	Bo Van Pelt	65 (-6)	Adam Scott	134 (-8)
	Paul Casey	66 (-5)	Cameron Tringale	134 (-8)
	Jim Furyk	66 (-5)	Kevin Chappell	135 (-7)
	Charles Howell III	66 (-5)	Jim Furyk	135 (-7)
	Hunter Mahan	66 (-5)	Brendon Todd	135 (-7)
	Ben Martin	66 (-5)	Hunter Mahan	137 (-5)
	Brendon Todd	66 (-5)		
	Cameron Tringale	66 (-5)		
	Brendon de Jonge	66 (-5)		
				Jason Day
				204 (-9)
				Jim Furyk
				204 (-9)
				Hunter Mahan
				205 (-8)
				Kevin Chappell
				206 (-7)
				Morgan Hoffmann
				206 (-7)
				Matt Kuchar
				206 (-7)
				Kevin Na
				206 (-7)
				Brendon Todd
				206 (-7)
				Cameron Tringale
				206 (-7)
				Bo Van Pelt
				206 (-7)

CUT: 79 professionals at even-par-142 from a field of 122 professionals.

WEATHER: Thursday: Mostly cloudy, with a high of 82. Wind SSE at 10 mph.
Friday: Mostly cloudy, with a high of 79. Wind ESE at 10 mph. Saturday: Mostly cloudy, with a high of 75. Wind SE at 10 mph. Sunday: Partly cloudy, with a high of 82. Wind SE 8-10 mph.

Player	Pos.	Score	FedExCup Pts/ Money
HUNTER MAHAN	1	66-71-68-65	270 2,500.00 1,440,000.00
Stuart Appleby	T2	73-66-68-65	272 1,083.33 597,333.34
Jason Day	T2	72-64-68-68	272 1,083.33 597,333.33
Cameron Tringale	T2	66-68-72-66	272 1,083.33 597,333.33
Ernie Els	T5	68-68-71-66	273 500.00 292,000.00
Matt Kuchar	T5	68-70-68-67	273 500.00 292,000.00
William McGirt	T5	68-71-68-66	273 500.00 292,000.00
Jim Furyk	8	66-69-69-70	274 425.00 248,000.00
Rickie Fowler	T9	68-73-67-67	275 362.50 208,000.00
T9Morgan Hoffmann	T9	70-70-66-69	275 362.50 208,000.00
Kevin Na	T9	70-66-70-69	275 362.50 208,000.00
Patrick Reed	T9	71-66-73-65	275 362.50 208,000.00
Bo Van Pelt	T13	65-71-70-70	276 292.50 160,000.00
Gary Woodland	T13	73-66-69-68	276 292.50 160,000.00
Stewart Cink	T15	69-72-68-68	277 272.50 132,000.00
Gonzalo Fdez-Castano	T15	70-69-68-70	277 272.50 132,000.00
Bill Haas	T15	70-70-70-67	277 272.50 132,000.00
Adam Scott	T15	69-65-75-68	277 272.50 132,000.00
Erik Compton	T19	68-69-70-71	278 255.00 104,000.00
Ryo Ishikawa	T19	67-73-68-70	278 255.00 104,000.00
Chris Stroud	T19	69-70-69-70	278 255.00 104,000.00
Steven Bowditch	T22	68-72-70-69	279 227.50 70,200.00
Angel Cabrera	T22	71-69-69-70	279 227.50 70,200.00
Paul Casey	T22	66-71-71-71	279 227.50 70,200.00
Charles Howell III	T22	66-75-68-70	279 227.50 70,200.00
Zach Johnson	T22	68-70-72-69	279 227.50 70,200.00
Rory Mclroy	T22	74-65-70-70	279 227.50 70,200.00
John Senden	T22	68-71-74-66	279 227.50 70,200.00

Player	Pos.	Score	FedExCup Pts/ Money
Jordan Spieth	T22	70-70-72-67	279 227.50 70,200.00
Kevin Chappell	T30	68-67-71-74	280 187.50 46,500.00
Charley Hoffman	T30	73-69-69-69	280 187.50 46,500.00
Scott Langley	T30	70-68-76-66	280 187.50 46,500.00
Hideki Matsuyama	T30	68-70-72-70	280 187.50 46,500.00
Justin Rose	T30	68-70-70-72	280 187.50 46,500.00
Charl Schwartzel	T30	69-70-71-70	280 187.50 46,500.00
Shawn Stefani	T30	71-70-71-68	280 187.50 46,500.00
Bubba Watson	T30	68-70-71-71	280 187.50 46,500.00
David Hearn	T38	69-72-69-71	281 147.50 32,000.00
John Huh	T38	69-69-74-69	281 147.50 32,000.00
Jerry Kelly	T38	74-68-68-71	281 147.50 32,000.00
Russell Knox	T38	67-69-74-71	281 147.50 32,000.00
Danny Lee	T38	67-71-70-73	281 147.50 32,000.00
Graeme McDowell	T38	70-68-71-72	281 147.50 32,000.00
Andres Romero	T38	72-70-68-71	281 147.50 32,000.00
Henrik Stenson	T38	72-64-77-68	281 147.50 32,000.00
Ben Martin	T46	66-76-70-70	282 110.00 21,394.29
Troy Merritt	T46	69-71-72-70	282 110.00 21,394.29
Kevin Stadler	T46	74-67-70-71	282 110.00 21,394.29
Daniel Summerhays	T46	68-72-72-70	282 110.00 21,394.29
Bryce Molder	T46	74-68-68-72	282 110.00 21,394.28
Kevin Streelman	T46	75-67-69-71	282 110.00 21,394.28
Brendon Todd	T46	66-69-71-76	282 110.00 21,394.28
T53Keegan Bradley	T53	68-73-70-72	283 82.50 18,520.00
Chris Kirk	T53	71-68-73-71	283 82.50 18,520.00
Seung-Yul Noh	T53	68-72-70-73	283 82.50 18,520.00
Jeff Overton	T53	72-71-70-70	283 82.50 18,520.00


Player	Pos.	Score	FedExCup Pts/ Money
Sergio Garcia	T57	71-68-71-74	284 62.50 17,840.00
Brian Harman	T57	69-74-68-73	284 62.50 17,840.00
Brendan Steele	T57	71-71-69-73	284 62.50 17,840.00
Lee Westwood	T57	70-73-71-70	284 62.50 17,840.00
Jason Bohn	T61	68-71-74-72	285 40.00 17,120.00
Brendon de Jonge	T61	66-72-72-75	285 40.00 17,120.00
Russell Henley	T61	70-71-73-71	285 40.00 17,120.00
Jason Kokrak	T61	70-71-71-73	285 40.00 17,120.00
Boo Weekley	T61	72-68-71-74	285 40.00 17,120.00
Retief Goosen	T66	69-69-74-74	286 22.50 16,560.00
Jhonattan Vegas	T66	69-74-69-74	286 22.50 16,560.00
Ricky Barnes	T68	68-75-70-76	289 12.50 16,240.00
Vijay Singh	T68	69-73-71-76	289 12.50 16,240.00
Chesson Hadley	T70	74-69-70-78	291 5.00 16,000.00
K.J. Choi	T71	68-75-72	215 4.80 15,680.00
Luke Guthrie	T71	71-72-72	215 4.80 15,680.00
Tim Wilkinson	T71	72-71-72	215 4.80 15,680.00
Brian Davis	T74	73-66-77	216 4.45 15,120.00
Ryan Palmer	T74	69-71-76	216 4.45 15,120.00
Brian Stuard	T74	73-70-73	216 4.45 15,120.00
David Toms	T74	69-73-74	216 4.45 15,120.00
Phil Mickelson	T78	71-72-75	218 4.20 14,720.00
Martin Flores	T79	73-70-76	219 4.10 14,560.00

The following players did not finish
(C=cut, W=withdrew)

C-144-Aaron Baddeley, Robert Garrigus, Justin Hicks, Billy Hurley III, Matt Jones, George McNeill, Ian Poulter, Brandt Snedeker, Andrew Svoboda, **145**-Jonas Blixt, Graham DeLaet, Luke Donald, Kevin Kisner, Justin Leonard, Louis Oosthuizen, Michael Putnam, Scott Stallings, Jimmy Walker, Nick Watney, **146**-Robert Allenby, Scott Brown, Ben Crane, Harris English, Matt Every, James Hahn, Billy Horschel, Webb Simpson, Robert Streb, **147**-Sang-Moon Bae, Marc Leishman, Will MacKenzie, Ryan Moore, Carl Pettersson, **148**-J.B. Holmes, Freddie Jacobson, Martin Kaymer, Pat Perez, Camilo Villegas, **149**-Geoff Ogilvy, Michael Thompson, **150**-Brice Garnett, **151**-Rory Sabbatini. **W-76**-Tim Clark.

FedEx St. Jude Championship Summaries

2015



Jason Day

Plainfield CC
Edison, NJ

August 24-30, 2015

FedExCup Points: 2,000 (1st)
Par/Yards: 34-36-70/7,012

Purse: \$8,250,000

LEADERS		First Round	Second Round	Third Round
	Tony Finau	65 (-5)	Bubba Watson	133 (-7)
	Spencer Levin	65 (-5)	Jason Dufner	134 (-6)
	Camilo Villegas	65 (-5)	Tony Finau	134 (-6)
	Bubba Watson	65 (-5)	Zach Johnson	134 (-6)
	Paul Casey	66 (-4)	Henrik Stenson	134 (-6)
	Jason Dufner	66 (-4)	Jason Day	136 (-4)
	Russell Knox	66 (-4)	Sangmoon Bae	199 (-11)
	Danny Lee	66 (-4)	Jason Day	199 (-11)
	Bryce Molder	66 (-4)	Bubba Watson	200 (-10)
	Cameron Tringale	66 (-4)	Zach Johnson	201 (-9)
	Jason Day	68 (-2)	Ryan Palmer	201 (-9)
			Henrik Stenson	201 (-9)

CUT: 72 players at 2-over 142 from a field of 120 professionals.

WEATHER: Thursday: Sunny, with a high in the low-80s with NW wind at 10-15 mph. Friday: A cool start, with temperatures in the upper-50s, sunny and temperatures in the low-80s throughout the day. NNW wind at 5-10 mph.

Saturday: Partly cloudy, with temperatures in the mid-80s. Wind SSW at 5-10 mph, shifting to NNE at 4-8 mph. **Sunday:** Partly cloudy, with a high of 87. Wind SW at 10-15 mph.

Player	Pos.	Score	FedExCup Pts/ Money
JASON DAY	1	68-68-63-62	261 2,000.00 \$1,485,000.00
Henrik Stenson	2	68-66-67-66	267 1,200.00 891,000.00
Bubba Watson	3	65-68-67-69	269 760.00 561,000.00
Zac Blair	4	69-68-67-66	270 490.00 363,000.00
Zach Johnson	4	69-65-67-69	270 490.00 363,000.00
Sangmoon Bae	6	69-67-63-72	271 366.66 276,375.00
Ryan Palmer	6	69-67-65-70	271 366.66 276,375.00
Daniel Summerhays	6	67-70-68-66	271 366.66 276,375.00
Jason Bohn	9	71-64-72-65	272 310.00 231,000.00
Dustin Johnson	9	70-70-67-65	272 310.00 231,000.00
Jim Furyk	11	68-69-69-67	273 270.00 198,000.00
Bryce Molder	11	66-71-67-69	273 270.00 198,000.00
Steven Bowditch	13	71-67-72-64	274 230.66 159,500.00
Jim Herman	13	69-69-69-67	274 230.66 159,500.00
Hideki Matsuyama	13	69-69-67-69	274 230.66 159,500.00
Tony Finau	16	65-69-71-70	275 214.00 127,875.00
Spencer Levin	16	65-71-67-72	275 214.00 127,875.00
Justin Rose	16	77-65-63-70	275 214.00 127,875.00
Justin Thomas	16	71-69-68-67	275 214.00 127,875.00
Kevin Kisner	20	67-71-65-73	276 198.00 96,112.50
Russell Knox	20	66-71-67-72	276 198.00 96,112.50
Kevin Na	20	69-69-67-71	276 198.00 96,112.50
Pat Perez	20	68-69-70-69	276 198.00 96,112.50
Kevin Chappell	24	72-68-70-67	277 178.00 66,825.00
Luke Donald	24	73-68-65-71	277 178.00 66,825.00

Player	Pos.	Score	FedExCup Pts/ Money
Carlos Ortiz	T24	73-68-62-74	277 178.00 \$66,825.00
Rory Sabbatini	T24	71-70-67-69	277 178.00 66,825.00
Brendon Todd	T24	70-70-66-71	277 178.00 66,825.00
Mark Wilson	T24	72-68-69-68	277 178.00 66,825.00
Jason Gore	T30	71-69-70-68	278 148.00 46,933.34
Brian Harman	T30	71-68-71-68	278 148.00 46,933.34
Webb Simpson	T30	71-68-73-66	278 148.00 46,933.34
Jason Dufner	T30	66-68-69-75	278 148.00 46,933.33
Harris English	T30	74-68-66-70	278 148.00 46,933.33
Danny Lee	T30	66-71-71-70	278 148.00 46,933.33
George McNeill	T30	71-70-68-69	278 148.00 46,933.33
Cameron Tringale	T30	66-71-69-72	278 148.00 46,933.33
Camilo Villegas	T30	65-70-70-73	278 148.00 46,933.33
Paul Casey	T39	66-76-69-68	279 118.00 33,000.00
Stewart Cink	T39	67-73-67-72	279 118.00 33,000.00
Morgan Hoffmann	T39	70-68-70-71	279 118.00 33,000.00
Matt Kuchar	T39	71-70-66-72	279 118.00 33,000.00
Shawn Stefani	T39	71-67-70-71	279 118.00 33,000.00
Robert Streb	T39	68-68-70-73	279 118.00 33,000.00
David Hearn	T45	70-69-73-68	280 96.00 24,156.00
J.J. Henry	T45	70-72-69-69	280 96.00 24,156.00
Sean O'Hair	T45	68-68-70-74	280 96.00 24,156.00
John Senden	T45	69-70-74-67	280 96.00 24,156.00
Johnson Wagner	T45	67-71-73-69	280 96.00 24,156.00

Player	Pos.	Score	FedExCup Pts/ Money
Phil Mickelson	T50	68-71-69-73	281 80.00 \$20,295.00
Scott Pinckney	T50	70-71-69-71	281 80.00 20,295.00
Hudson Swafford	T50	68-68-71-74	281 80.00 20,295.00
Bill Haas	T53	71-70-67-74	282 64.00 19,008.00
Matt Jones	T53	67-72-72-71	282 64.00 19,008.00
Troy Merritt	T53	71-71-69-71	282 64.00 19,008.00
Kevin Streelman	T53	70-71-70-71	282 64.00 19,008.00
Nick Taylor	T53	67-73-69-73	282 64.00 19,008.00
James Hahn	T58	69-72-68-74	283 46.00 18,232.50
J.B. Holmes	T58	70-71-73-69	283 46.00 18,232.50
Charles Howell III	T58	70-69-71-73	283 46.00 18,232.50
Lee Westwood	T58	68-73-73-69	283 46.00 18,232.50
Ken Duke	T62	71-70-68-75	284 30.00 17,572.50
Charley Hoffman	T62	69-71-72-72	284 30.00 17,572.50
Scott Piercy	T62	73-69-68-74	284 30.00 17,572.50
Patrick Reed	T62	68-69-75-72	284 30.00 17,572.50
Ryo Ishikawa	T66	68-74-68-75	285 18.00 17,077.50
Vijay Singh	T66	70-70-72-73	285 18.00 17,077.50
Ben Martin	T68	69-70-72-75	286 12.00 16,830.00
Jeff Overton	T69	69-72-71-75	287 6.00 16,582.50
Jimmy Walker	T69	72-69-71-75	287 6.00 16,582.50
Fabian Gomez	T71	71-71-69-78	289 3.92 16,335.00
Russell Henley	T72	73-69-76-72	290 3.84 16,170.00

The following players did not finish

(C=cut, W=withdrew)

C-143-Rickie Fowler, Martin Laird, John Peterson, Brandt Snedeker, Will Wilcox, Gary Woodland, **144**-Chad Campbell, Alex Cejka, Brendon de Jonge, Chris Kirk, Jason Kokrak, Kyle Reifers, Charl Schwartzel, Adam Scott, Steve Wheatcroft, **145**-Adam Hadwin, Brooks Koepka, Greg Owen, Brendan Steele, Chris Stroud, Nick Watney, **147**-Daniel Berger, Jonas Blixt, Keegan Bradley, Scott Brown, Chad Collins, Jon Curran, Chesson Hadley, Colt Knost, Jordan Spieth, **148**-Graham DeLaet, Padraig Harrington, Jerry Kelly, Marc Leishman, Boo Weekley, **149**-Andres Gonzales, John Huh, Davis Love III, Hunter Mahan, **150**-David Lingmerth, Ryan Moore, Carl Pettersson, **151**-Tim Clark, **152**-Ian Poulter, **153**-Billy Horschel, William McGirt, **155**-Matt Every. **W**-Erik Compton.

FedEx St. Jude Championship Summaries

2016



Patrick Reed

Farmingdale, NY
Bethpage State Park (Black)

August 22-28, 2016

FedExCup Points: 2,000 (1st)
Par/Yards: 36-35-71/7,468

Purse: \$8,500,000

LEADERS		First Round	Second Round	Third Round
		Martin Laird 66 (-5)	Patrick Reed 134 (-8)	Rickie Fowler 204 (-9)
		Patrick Reed 66 (-5)	Rickie Fowler 136 (-6)	Patrick Reed 205 (-8)
		Kevin Chappell 67 (-4)	Emiliano Grillo 136 (-6)	Adam Scott 206 (-7)
		Rickie Fowler 67 (-4)	Ryan Moore 137 (-5)	Emiliano Grillo 207 (-6)
		Emiliano Grillo 67 (-4)	Jason Day 138 (-4)	Martin Laird 207 (-6)
		J.B. Holmes 67 (-4)	Adam Hadwin 138 (-4)	
			Martin Laird 138 (-4)	
			Sean O'Hair 138 (-4)	
			Jordan Spieth 138 (-4)	

CUT: 79 players at 3-over 145 from a field of 120 professionals.

WEATHER: **Thursday:** Sunny with a high of 84. Wind SSW at 12-18 mph with gusts of 25 mph. **Friday:** Sunny with a high of 90. Wind WSW at 10-15.

Saturday: Sunny with a high of 86. Wind NNE in the morning, switching to ESE then to SSE at 10-15 mph. **Sunday:** Sunny with a high of 85. Wind SSE at 10-15 mph.

Player	Pos.	Score	FedExCup Pts/ Money
PATRICK REED	1	66-68-71-70	275 2,000.00 \$1,530,000.00
Emiliano Grillo	T2	67-69-71-69	276 980.00 748,000.00
Sean O'Hair	T2	69-69-72-66	276 980.00 748,000.00
Jason Day	T4	68-70-70-69	277 460.00 351,333.34
Adam Scott	T4	69-72-65-71	277 460.00 351,333.33
Gary Woodland	T4	71-69-68-69	277 460.00 351,333.33
Jason Kokrak	T7	74-66-69-69	278 340.00 264,916.67
Ryan Moore	T7	69-68-72-69	278 340.00 264,916.67
Rickie Fowler	T7	67-69-68-74	278 340.00 264,916.66
Jordan Spieth	T10	71-67-72-69	279 290.00 221,000.00
Justin Thomas	T10	71-71-66-71	279 290.00 221,000.00
Tony Finau	T12	72-70-67-71	280 260.00 195,500.00
Charley Hoffman	T13	71-69-74-67	281 225.60 154,700.00
Billy Horschel	T13	69-72-70-70	281 225.60 154,700.00
Phil Mickelson	T13	70-73-70-68	281 225.60 154,700.00
Ryan Palmer	T13	71-68-70-72	281 225.60 154,700.00
Bubba Watson	T13	71-74-70-66	281 225.60 154,700.00
Dustin Johnson	T18	70-72-67-73	282 206.00 114,750.00
Sung Kang	T18	68-75-75-64	282 206.00 114,750.00
Martin Laird	T18	66-72-69-75	282 206.00 114,750.00
Louis Oosthuizen	T18	72-73-70-67	282 206.00 114,750.00
Jhonattan Vegas	T22	68-71-74-70	283 180.00 72,722.23
Johnson Wagner	T22	74-69-76-64	283 180.00 72,722.23
Jason Dufner	T22	73-68-69-73	283 180.00 72,722.22
Brian Harman	T22	70-72-71-70	283 180.00 72,722.22
Jim Herman	T22	71-68-73-71	283 180.00 72,722.22
Jamie Lovemark	T22	74-66-69-74	283 180.00 72,722.22

Player	Pos.	Score	FedExCup Pts/ Money
Scott Piercy	T22	69-72-72-70	283 180.00 \$72,722.22
Brendan Steele	T22	73-70-68-72	283 180.00 72,722.22
Kevin Streelman	T22	71-70-67-75	283 180.00 72,722.22
Paul Casey	T31	71-70-71-72	284 142.00 45,220.00
Kevin Chappell	T31	67-72-75-70	284 142.00 45,220.00
Derek Fathauer	T31	69-73-73-69	284 142.00 45,220.00
John Huh	T31	69-71-73-71	284 142.00 45,220.00
Jerry Kelly	T31	70-70-72-72	284 142.00 45,220.00
Ben Martin	T31	71-70-74-69	284 142.00 45,220.00
Rory McIlroy	T31	71-69-71-73	284 142.00 45,220.00
Chez Reavie	T31	70-71-70-73	284 142.00 45,220.00
Justin Rose	T31	73-70-70-71	284 142.00 45,220.00
John Senden	T31	70-71-75-68	284 142.00 45,220.00
Blayne Barber	T41	70-69-71-75	285 108.00 29,750.00
Jim Furyk	T41	70-71-71-73	285 108.00 29,750.00
J.B. Holmes	T41	67-72-76-70	285 108.00 29,750.00
William McGirt	T41	73-70-75-67	285 108.00 29,750.00
Brian Stuard	T41	71-73-68-73	285 108.00 29,750.00
Hudson Swafford	T41	72-73-72-68	285 108.00 29,750.00
Tyrone Van Aswegen	T41	73-71-72-69	285 108.00 29,750.00
Russell Henley	T48	72-73-71-70	286 84.00 21,624.00
Zach Johnson	T48	73-69-75-69	286 84.00 21,624.00
Kevin Kisner	T48	70-72-68-76	286 84.00 21,624.00
Webb Simpson	T48	72-73-71-70	286 84.00 21,624.00
Brandt Snedeker	T48	70-73-70-73	286 84.00 21,624.00
Keegan Bradley	T53	70-71-74-72	287 60.00 19,404.29
David Hearn	T53	75-70-69-73	287 60.00 19,404.29


Player	Pos.	Score	FedExCup Pts/ Money
Vijay Singh	T53	72-70-74-71	287 60.00 \$19,404.29
Steve Stricker	T53	74-70-69-74	287 60.00 19,404.29
Ricky Barnes	T53	72-67-71-77	287 60.00 19,404.28
Luke Donald	T53	69-71-72-75	287 60.00 19,404.28
Charl Schwartzel	T53	73-71-67-76	287 60.00 19,404.28
Harris English	T60	74-67-74-73	288 38.00 18,445.00
Fabian Gomez	T60	73-71-74-70	288 38.00 18,445.00
Russell Knox	T60	73-69-76-70	288 38.00 18,445.00
Harold Varner III	T60	72-67-74-75	288 38.00 18,445.00
Adam Hadwin	T64	70-68-74-77	289 22.00 17,765.00
Billy Hurley III	T64	73-68-76-72	289 22.00 17,765.00
Matt Kuchar	T64	72-72-76-69	289 22.00 17,765.00
Shawn Stefani	T64	71-72-74-72	289 22.00 17,765.00
Jon Curran	T68	75-67-72-76	290 10.00 17,255.00
Kyle Reifers	T68	72-73-75-70	290 10.00 17,255.00
Daniel Berger	T70	71-72-74-74	291 3.88 16,745.00
Lucas Glover	T70	69-74-73-75	291 3.88 16,745.00
Brooks Koepka	T70	73-72-73-73	291 3.88 16,745.00
Robert Streb	T70	71-73-71-76	291 3.88 16,745.00
Zac Blair	T74	70-72-77-73	292 3.60 16,150.00
Jonas Blixt	T74	68-74-74-76	292 3.60 16,150.00
Kyle Stanley	T74	75-70-74-73	292 3.60 16,150.00
Jason Bohm	T77	71-74-74-74	293 3.44 15,810.00
Graham DeLaet	T78	73-72-76-73	294 3.32 15,555.00
Peter Malnati	T78	73-72-74-75	294 3.32 15,555.00

The following players did not finish
(C=cut, W=withdrew)

C-146-Chad Campbell, Roberto Castro, Ben Crane, James Hahn, Michael Kim, Si Woo Kim, Colt Knost, Hideki Matsuyama, **147**-Charles Howell III, Freddie Jacobson, Patton Kizzire, Danny Lee, Spencer Levin, Andrew Loupe, Kevin Na, Seung-Yul Noh, Patrick Rodgers, Daniel Summerhays, Vaughn Taylor, Jimmy Walker, **148**-Bill Haas, Chris Kirk, David Lingmerth, Graeme McDowell, Bryce Molder, **149**-Mark Hubbard, Smylie Kaufman, Marc Leishman, Troy Merritt, Francesco Molinari, Boo Weekley, **150**-Aaron Baddeley, Scott Brown, Branden Grace, Luke List, **151**-Cameron Tringale, **152**-K.J. Choi, **156**-David Toms. **W**-Brett Stegmaier, **77**-Robert Garrigus, **74**-Henrik Stenson.

FedEx St. Jude Championship Summaries

2017



Dustin Johnson

Glen Oaks Club
Old Westbury, NY

August 21-27, 2017

FedExCup Points: 2,000 (1st)
Par/Yards: 35-35--70/7,346

Purse: \$8,750,000

LEADERS		First Round	Second Round	Third Round
	Russell Henley64 (-6)	Rickie Fowler134 (-6)
	Dustin Johnson 65 (-5)	Dustin Johnson 134 (-6)
	Scott Brown66 (-4)	Jordan Spieth134 (-6)
	Chris Kirk66 (-4)	Jhonattan Vegas134 (-6)
	Camilo Villegas66 (-4)	Matt Kuchar135 (-5)
			Bubba Watson135 (-5)
			Jordan Spieth198 (-12)
			Dustin Johnson 201 (-9)
			Paul Casey203 (-7)
			Matt Kuchar203 (-7)
			Jon Rahm203 (-7)
			Patrick Reed203 (-7)

CUT: 70 players at 2-over 142 from a field of 120 professionals.

WEATHER: Thursday: Sunny with a high of 81. Wind NW 5-10 mph. Friday: Sunny morning and partly cloudy late in the day with a high of 78. Wind NNW 8-12 mph. Saturday: Sunny with a high of 77. Light wind NE 2-6 mph. Sunday: Mostly sunny with a high of 76. Wind ESE 6-12 mph.

Player	Pos.	Score	FedExCup Pts/ Money
DUSTIN JOHNSON	1	65-69-67-66	267 2,000.00 \$1,575,000.00
Jordan Spieth	2	69-65-64-69	267 1,200.00 945,000.00
Jon Rahm	T3	68-68-67-68	271 650.00 507,500.00
Jhonattan Vegas	T3	69-65-72-65	271 650.00 507,500.00
Paul Casey	5	69-68-66-71	274 440.00 350,000.00
Kevin Chappell	T6	68-73-64-70	275 355.00 283,281.25
Jason Day	T6	69-71-68-67	275 355.00 283,281.25
Webb Simpson	T6	73-66-71-65	275 355.00 283,281.25
Justin Thomas	T6	68-69-69-69	275 355.00 283,281.25
Patrick Cantlay	T10	67-70-69-70	276 248.57 187,500.00
Matt Kuchar	T10	71-64-68-73	276 248.57 187,500.00
Louis Oosthuizen	T10	67-72-68-69	276 248.57 187,500.00
Chez Reavie	T10	69-68-69-70	276 248.57 187,500.00
Justin Rose	T10	68-68-69-71	276 248.57 187,500.00
Robert Streb	T10	71-70-66-69	276 248.57 187,500.00
Bubba Watson	T10	67-68-71-70	276 248.57 187,500.00
Charley Hoffman	T17	72-70-70-65	277 196.00 131,250.00
Xander Schauffele	T17	71-66-72-68	277 196.00 131,250.00
Henrik Stenson	T17	69-72-67-69	277 196.00 131,250.00
Jason Dufner	T20	69-69-68-72	278 164.00 98,350.00
Rickie Fowler	T20	68-66-74-70	278 164.00 98,350.00
Martin Laird	T20	69-69-69-71	278 164.00 98,350.00
Patrick Reed	T20	70-67-66-75	278 164.00 98,350.00
Harold Varner III	T20	67-70-71-70	278 164.00 98,350.00
Scott Brown	T25	66-74-67-72	279 133.00 \$69,781.25

Player	Pos.	Score	FedExCup Pts/ Money
Russell Henley	T25	64-72-70-73	279 133.00 69,781.25
Jason Kokrak	T25	71-69-70-69	279 133.00 69,781.25
Kyle Stanley	T25	70-71-72-66	279 133.00 69,781.25
Emiliano Grillo	T29	69-73-70-68	280 109.00 58,187.50
David Lingmerth	T29	71-68-68-73	280 109.00 58,187.50
Kevin Na	T29	71-71-69-69	280 109.00 58,187.50
Charl Schwartzel	T29	70-70-71-69	280 109.00 58,187.50
Daniel Berger	T33	69-68-72-72	281 94.00 51,625.00
Martin Flores	T34	67-73-69-73	282 78.00 44,187.50
Whee Kim	T34	69-69-70-74	282 78.00 44,187.50
Luke List	T34	70-70-74-68	282 78.00 44,187.50
Rory McIlroy	T34	73-68-69-72	282 78.00 44,187.50
Pat Perez	T34	70-68-71-73	282 78.00 44,187.50
Camilo Villegas	T34	66-71-72-73	282 78.00 44,187.50
Lucas Glover	T40	69-71-72-71	283 60.00 35,875.00
Chris Kirk	T40	66-73-71-73	283 60.00 35,875.00
Geoff Ogilvy	T40	72-70-69-72	283 60.00 35,875.00
Hudson Swafford	T43	70-72-71-71	284 44.00 28,058.34
Vaughn Taylor	T43	71-70-75-68	284 44.00 28,058.34
Keegan Bradley	T43	68-70-66-80	284 44.00 28,058.33
Si Woo Kim	T43	72-69-70-73	284 44.00 28,058.33
Scott Stallings	T43	71-70-70-73	284 44.00 28,058.33
Kevin Tway	T43	70-71-70-73	284 44.00 28,058.33
Luke Donald	T49	71-71-72-71	285 32.00 \$21,595.00
Brooks Koepka	T49	72-68-73-72	285 32.00 21,595.00


Player	Pos.	Score	FedExCup Pts/ Money
Ryan Moore	T49	72-69-72-72	285 32.00 21,595.00
C.T. Pan	T49	70-69-69-77	285 32.00 21,595.00
Richy Werenski	T49	70-71-72-72	285 32.00 21,595.00
Wesley Bryan	T54	70-72-69-75	286 22.15 19,687.50
Tony Finau	T54	72-68-69-77	286 22.15 19,687.50
Kevin Kisner	T54	69-72-70-75	286 22.15 19,687.50
William McGirt	T54	69-71-74-72	286 22.15 19,687.50
Phil Mickelson	T54	72-68-71-75	286 22.15 19,687.50
Rod Pampling	T54	71-71-75-69	286 22.15 19,687.50
D.A. Points	T54	72-66-74-74	286 22.15 19,687.50
J.J. Spaun	T54	71-68-72-75	286 22.15 19,687.50
Ryan Blaum	T62	68-72-71-76	287 17.20 18,637.50
Charles Howell III	T62	69-71-74-73	287 17.20 18,637.50
Mac Hughes	T62	70-69-73-75	287 17.20 18,637.50
Grayson Murray	T62	72-68-71-76	287 17.20 18,637.50
Ian Poulter	T66	71-70-74-73	288 15.20 18,200.00
Chad Campbell	T67	70-71-70-78	289 14.00 17,937.50
Morgan Hoffmann	T67	71-69-70-79	289 14.00 17,937.50
Sean O'Hair	T69	72-70-76-74	292 12.80 17,675.00
Kelly Kraft	T70	67-74-78-76	295 12.00 17,500.00

The following players did not finish (C=cut, W=withdrew)

C-143-Bud Cauley, Bryson DeChambeau, Brian Gay, Brandon Grace, Adam Hadwin, Jim Herman, Zach Johnson, Marc Leishman, Hideki Matsuyama, Seung-Yul Noh, Tyrone Van Aswegen, **144**-Robert Garrigus, Bill Haas, J.J. Henry, Sung Kang, Francesco Molinari, Steve Stricker, Nick Watney, **145**-Stewart Cink, Harris English, Brian Harman, J.B. Holmes, Billy Horschel, Danny Lee, Rory Sabbatini, Cameron Smith, Brendan Steele, Chris Stroud, Jimmy Walker, **146**-Blayne Barber, Patrick Rodgers, Gary Woodland, **147**-Jonas Blixt, Brandon Hagy, Michael Kim, Patton Kizzire, Ben Martin, **148**-James Hahn, Ollie Schniederjans, **149**-John Huh, Russell Knox, Anirban Lahiri, **150**-Byeong Hun An, Jamie Lovemark, **151**-Rafa Cabrera Bello, Derek Fathauer, **152**-Nick Taylor, **154**-Cody Gribble, Kevin Streelman, **W-74**-Graham DeLaet.

FedEx St. Jude Championship Summaries

2018



Bryson DeChambeau

Ridgewood Country Club
Paramus, NJ

August 20-26, 2018

FedExCup Points: 2,000 (1st)
Par/Yards: 35-36-71/7,385

Purse: \$9,000,000

LEADERS		First Round	Second Round	Third Round
	Jamie Lovemark66 (-5)	Brooks Koepka132 (-10)
	Sean O'Hair66 (-5)	Jamie Lovemark132 (-10)
	Vaughn Taylor66 (-5)	Adam Scott133 (-9)
	Kevin Tway66 (-5)	Bryson DeChambeau134 (-8)
	13 players67 (-4)	Dustin Johnson134 (-8)
	Bryson DeChambeau68 (-3)		
				Bryson DeChambeau
			197 (-16)
				Keegan Bradley
			201 (-12)
				Tony Finau
			202 (-11)
				Cameron Smith
			202 (-11)
				Billy Horschel
			203 (-10)
				Adam Scott
			203 (-10)

CUT: 80 players at even-par 142 from a field of 119 professionals.

WEATHER: **Thursday:** Partly cloudy with light rain early in the morning. High of 80. Wind NW 10-15 mph. **Friday:** Sunny, with a high of 83. Wind SW 4-8 mph. **Saturday:** Mostly sunny. High of 82. Wind S 4-8 mph. **Sunday:** Partly cloudy. High of 84. Wind SW 10-15 mph.

Player	Pos.	Score	FedExCup Pts/ Money
Bryson DeChambeau1	68-66-63-69	266	2,000.00 \$1,620,000.00
Tony Finau2	69-67-66-68	270	1,200.00 972,000.00
Billy HorschelT3	69-69-65-68	271	650.00 522,000.00
Cameron SmithT3	69-68-65-69	271	650.00 522,000.00
Ryan PalmerT5	68-67-72-65	272	400.00 328,500.00
Adam ScottT5	69-64-70-69	272	400.00 328,500.00
Aaron WiseT5	70-68-67-67	272	400.00 328,500.00
Patrick CantlayT8	69-67-68-69	273	320.00 261,000.00
Brooks KoepkaT8	67-65-72-69	273	320.00 261,000.00
Justin ThomasT8	69-67-69-68	273	320.00 261,000.00
Bronson BurgoonT11	68-73-67-66	274	252.00 198,000.00
Adam HadwinT11	71-65-68-70	274	252.00 198,000.00
Dustin JohnsonT11	67-67-72-68	274	252.00 198,000.00
Nick WatneyT11	69-68-68-69	274	252.00 198,000.00
Daniel BergerT15	69-70-68-68	275	204.00 144,000.00
Hideki MatsuyamaT15	67-73-67-68	275	204.00 144,000.00
Phil MickelsonT15	68-68-68-71	275	204.00 144,000.00
Kevin NaT15	67-75-66-67	275	204.00 144,000.00
Jhonattan VegasT15	67-68-72-68	275	204.00 144,000.00
Jason DayT20	71-66-68-71	276	164.00 101,160.00
Tommy FleetwoodT20	67-68-73-68	276	164.00 101,160.00
Tyrrell HattonT20	69-70-73-64	276	164.00 101,160.00
Charley HoffmanT20	69-70-67-70	276	164.00 101,160.00
Chez ReavieT20	71-66-67-72	276	164.00 101,160.00
Patrick ReedT25	69-71-67-70	277	136.00 73,500.00
Jordan SpiethT25	70-70-64-73	277	136.00 73,500.00
Brian StuardT25	68-71-68-70	277	136.00 73,500.00

Player	Pos.	Score	FedExCup Pts/ Money
Sean O'HairT28	66-69-72-71	278	109.00 \$59,850.00
Louis OosthuizenT28	71-66-68-73	278	109.00 59,850.00
Sam RyderT28	69-69-68-72	278	109.00 59,850.00
Webb SimpsonT28	71-66-69-72	278	109.00 59,850.00
Scott StallingsT28	70-69-67-72	278	109.00 59,850.00
Kyle StanleyT28	71-70-66-71	278	109.00 59,850.00
Keegan BradleyT34	70-69-62-78	279	78.00 45,450.00
Danny LeeT34	67-73-72-67	279	78.00 45,450.00
Marc LeishmanT34	73-69-70-67	279	78.00 45,450.00
Jamie LovemarkT34	66-66-73-74	279	78.00 45,450.00
Seamus PowerT34	71-71-70-67	279	78.00 45,450.00
Bubba WatsonT34	71-67-71-70	279	78.00 45,450.00
Byeong Hun AnT40	71-71-67-71	280	50.75 32,400.00
Zach JohnsonT40	72-68-71-69	280	50.75 32,400.00
Jason KokrakT40	71-69-73-67	280	50.75 32,400.00
Pat PerezT40	73-68-69-70	280	50.75 32,400.00
Ted Potter, Jr.T40	71-69-69-71	280	50.75 32,400.00
Kevin StreelmanT40	69-69-70-72	280	50.75 32,400.00
Harold Varner IIIT40	69-68-72-71	280	50.75 32,400.00
Tiger WoodsT40	71-71-68-70	280	50.75 32,400.00
Emiliano GrilloT48	69-70-72-70	281	31.00 22,162.50
Brian HarmanT48	72-69-70-70	281	31.00 22,162.50
Whee KimT48	72-68-69-72	281	31.00 22,162.50
Luke ListT48	70-69-68-74	281	31.00 22,162.50
Scott PiercyT48	67-72-71-71	281	31.00 22,162.50
Ian PoulterT48	69-73-70-69	281	31.00 22,162.50
Peter UihleinT48	68-68-71-74	281	31.00 22,162.50


Player	Pos.	Score	FedExCup Pts/ Money
Gary WoodlandT48	72-68-68-73	281	31.00 \$22,162.50
Alex CejkaT56	67-74-72-69	282	22.00 20,250.00
Chesson HadleyT56	72-69-70-71	282	22.00 20,250.00
Trey MullinaxT56	68-74-73-67	282	22.00 20,250.00
Kevin TwayT56	66-69-71-76	282	22.00 20,250.00
Rafa Cabrera BelloT60	67-71-77-68	283	16.40 18,990.00
Paul CaseyT60	67-73-69-74	283	16.40 18,990.00
Austin CookT60	68-74-68-73	283	16.40 18,990.00
Brandon HarkinsT60	73-69-69-72	283	16.40 18,990.00
Beau HosslerT60	67-71-66-79	283	16.40 18,990.00
Patton KizzireT60	70-70-73-70	283	16.40 18,990.00
Matt KucharT60	72-69-71-71	283	16.40 18,990.00
C. T. PanT60	70-72-74-67	283	16.40 18,990.00
Sam SaundersT60	68-70-74-71	283	16.40 18,990.00
J.J. SpaunT60	70-71-73-69	283	16.40 18,990.00
Brian GayT70	71-68-73-72	284	12.00 18,000.00
Anirban LahiriT71	71-71-75-68	285	11.40 17,730.00
Jimmy WalkerT71	69-72-68-76	285	11.40 17,730.00
Kevin KisnerT73	69-69-75-73	286	10.60 17,370.00
Martin LairdT73	70-72-71-73	286	10.60 17,370.00
Sung KangT75	69-72-67-79	287	10.00 17,100.00
Si Woo KimT76	69-72-74-73	288	9.40 16,830.00
Andrew LandryT76	73-69-74-72	288	9.40 16,830.00
Ryan ArmourT78	69-72-73-76	290	8.40 16,380.00
Chris KirkT78	70-72-74-74	290	8.40 16,380.00
Andrew PutnamT78	67-72-76-75	290	8.40 16,380.00

The following players did not finish (C=cut, W=withdrew)

C-143-Abraham Ancer, Jason Dufner, Branden Grace, James Hahn, John Huh, Michael Kim, Xander Schauffele, Charl Schwartzel, Nick Taylor, **144**-Russell Henley, J.B. Holmes, Francesco Molinari, Ryan Moore, Alex Noren, Ollie Schniederjans, Vaughn Taylor, **145**-Scott Brown, Joel Dahmen, Harris English, Russell Knox, **146**-Stewart Cink, Tom Hoge, Charles Howell III, Justin Rose, Rory Sabbatini, **147**-Brice Garnett, Kelly Kraft, Brendan Steele, **148**-Ryan Blaum, Kevin Chappell, Jon Rahm, **149**-Tyler Duncan, Satoshi Kodaira, Richy Werenski, **150**-Troy Merritt, J.T. Poston, **151**-William McGirt, Keith Mitchell, **W-78**-Grayson Murray.

FedEx St. Jude Championship Summaries

2019



Patrick Reed

Liberty National GC
Jersey City, NJ

August 5-11, 2019

FedExCup Points: 2,000 (1st)
Par/Yardage: 36-35--71/7,370

Purse: \$9,250,000

LEADERS		First Round	Second Round	Third Round
	Troy Merritt	62 (-9)	Dustin Johnson 130 (-12)	Patrick Reed 199 (-14)
	Dustin Johnson	63 (-8)	Jordan Spieth 131 (-11)	Abraham Ancer 200 (-13)
	Kevin Kisner	64 (-7)	Patrick Reed 132 (-10)	Jon Rahm 201 (-12)
	Jon Rahm	64 (-7)	Jon Rahm 132 (-10)	Brandt Snedeker 201 (-12)
	Tony Finau	65 (-6)	Abraham Ancer 132 (-10)	Justin Rose 202 (-11)
	Webb Simpson	65 (-6)	Troy Merritt 132 (-10)	Harold Varner III 202 (-11)
	Rory McIlroy	65 (-6)		Danny Willett 202 (-11)
	Justin Rose	65 (-6)		
	Webb Simpson	65 (-6)		
	Patrick Reed	66 (-5)		

CUT: 85 players at 1-under par 141 from a field of 121 professionals

through suspending play from 4 p.m. until 4:37 p.m., a delay of 37 minutes.

WEATHER: Thursday: Partly cloudy, with a high of 87. Wind WSW 10-18 mph. Friday: Sunny, with a high of 86. Wind WNW 8-16 mph. A storm passed

Saturday: Partly cloudy, with a high of 84. Wind WNW 12-22 mph. Sunday: Mostly sunny, with a high of 83. Wind WNW at 6-12 mph.

Player	Pos.	Score	FedExCup Pts/ Money
PATRICK REED	1	66-66-67-69	268 2,000.00 \$1,665,000.00
Abraham Ancer	2	67-65-68-69	269 1,200.00 999,000.00
Jon Rahm	3	64-68-69-69	270 650.00 536,500.00
Harold Varner III	4	67-67-68-68	270 650.00 536,500.00
Adam Scott	5	68-69-69-65	271 440.00 370,000.00
Rory McIlroy	6	65-68-70-69	272 355.00 299,468.75
Louis Oosthuizen	7	68-65-70-69	272 355.00 299,468.75
Brandt Snedeker	8	71-67-63-71	272 355.00 299,468.75
Jordan Spieth	9	67-64-74-67	272 355.00 299,468.75
Ian Poulter	10	68-66-71-68	273 290.00 240,500.00
Justin Rose	11	65-68-69-71	273 290.00 240,500.00
Patrick Cantlay	12	70-67-70-67	274 227.33 175,750.00
Kevin Kisner	13	64-70-72-68	274 227.33 175,750.00
Jason Kokrak	14	68-70-70-66	274 227.33 175,750.00
Troy Merritt	15	62-70-72-70	274 227.33 175,750.00
Andrew Putnam	16	69-64-74-67	274 227.33 175,750.00
Justin Thomas	17	67-68-71-68	274 227.33 175,750.00
Wyndham Clark	18	67-66-73-69	275 188.00 129,500.00
Ryan Moore	19	68-72-67-68	275 188.00 129,500.00
Webb Simpson	20	65-73-67-70	275 188.00 129,500.00
Cameron Champ	21	71-70-66-69	276 164.00 103,600.00
Corey Conners	22	66-71-70-69	276 164.00 103,600.00
Billy Horschel	23	72-67-67-70	276 164.00 103,600.00
Byson DeChambeau	24	68-68-71-70	277 133.00 74,925.00
Dustin Johnson	25	63-67-74-73	277 133.00 74,925.00
C.T. Pan	26	68-67-72-70	277 133.00 74,925.00
Adam Schenk	27	67-72-71-67	277 133.00 74,925.00
Kevin Tway	28	68-73-71-65	277 133.00 74,925.00

Player	Pos.	Score	FedExCup Pts/ Money
Danny Willett	T24	66-70-66-75	277 133.00 \$74,925.00
Branden Grace	T30	68-73-71-66	278 92.50 53,765.63
Andrew Landry	T30	68-67-73-70	278 92.50 53,765.63
Joaquin Niemann	T30	70-71-71-66	278 92.50 53,765.63
Vaughn Taylor	T30	69-68-73-68	278 92.50 53,765.63
Tony Finau	T30	65-73-70-70	278 92.50 53,765.62
Matt Jones	T30	67-71-68-72	278 92.50 53,765.62
Brooks Koepka	T30	70-69-69-70	278 92.50 53,765.62
Hideki Matsuyama	T30	68-68-70-72	278 92.50 53,765.62
Byeong Hun An	T38	73-66-68-72	279 64.00 39,775.00
Max Homa	T38	66-71-67-75	279 64.00 39,775.00
Sungjae Im	T38	67-68-76-68	279 64.00 39,775.00
Chez Reavie	T38	66-74-69-70	279 64.00 39,775.00
Jhonattan Vegas	T38	72-69-71-67	279 64.00 39,775.00
Ryan Armour	T43	70-68-70-72	280 40.66 27,565.00
Tommy Fleetwood	T43	69-72-69-70	280 40.66 27,565.00
Dylan Frittelli	T43	69-67-75-69	280 40.66 27,565.00
Lucas Glover	T43	71-68-72-69	280 40.66 27,565.00
Chesson Hadley	T43	66-72-73-69	280 40.66 27,565.00
Adam Hadwin	T43	67-71-73-69	280 40.66 27,565.00
Sebastián Muñoz	T43	70-69-68-73	280 40.66 27,565.00
Rory Sabbatini	T43	68-73-71-68	280 40.66 27,565.00
Aaron Wise	T43	68-73-71-68	280 40.66 27,565.00
Brian Harman	T52	68-71-70-72	281 25.02 21,354.29
J.B. Holmes	T52	70-71-69-71	281 25.02 21,354.29
Collin Morikawa	T52	71-70-72-68	281 25.02 21,354.29
Gary Woodland	T52	73-68-71-69	281 25.02 21,354.29
Jim Furyk	T52	72-66-69-74	281 25.02 21,354.28


Player	Pos.	Score	FedExCup Pts/ Money
Shane Lowry	T52	69-67-72-73	281 25.02 \$21,354.28
Brian Stuard	T52	66-69-70-76	281 25.02 21,354.28
Tyrrell Hatton	T59	69-69-72-72	282 19.20 20,165.00
Russell Henley	T59	69-70-70-73	282 19.20 20,165.00
J.T. Poston	T59	67-70-70-75	282 19.20 20,165.00
Cameron Smith	T59	67-74-70-71	282 19.20 20,165.00
Nick Watney	T59	71-69-71-71	282 19.20 20,165.00
Keegan Bradley	T64	70-69-72-72	283 16.00 19,425.00
Keith Mitchell	T64	70-70-71-72	283 16.00 19,425.00
Roger Sloan	T64	68-70-71-74	283 16.00 19,425.00
Joel Dahmen	T67	67-69-75-73	284 13.20 18,777.50
Mackenzie Hughes	T67	73-68-70-73	284 13.20 18,777.50
Carlos Ortiz	T67	67-74-73-70	284 13.20 18,777.50
Scott Piercy	T67	71-70-71-72	284 13.20 18,777.50
Kiradech Aphibarnrat	T71	67-73-76-69	285 10.80 17,945.00
Talor Gooch	T71	74-67-72-72	285 10.80 17,945.00
Phil Mickelson	T71	72-66-75-72	285 10.80 17,945.00
Kyle Stanley	T71	69-70-72-74	285 10.80 17,945.00
Matthew Wolff	T71	69-71-72-73	285 10.80 17,945.00
Scott Brown	T76	70-69-77-71	287 9.60 17,390.00
Charley Hoffman	T77	74-67-75-72	288 8.60 16,927.50
Luke List	T77	69-70-76-73	288 8.60 16,927.50
Kevin Na	T77	69-67-72-80	288 8.60 16,927.50
Ryan Palmer	T77	70-67-78-73	288 8.60 16,927.50
Danny Lee	T81	70-69-73-77	289 7.60 16,465.00
Francesco Molinari	82	69-72-75-74	290 7.20 16,280.00
Martin Laird	83	71-70-75-75	291 6.80 16,095.00
Si Woo Kim	84	70-71-76-76	293 6.40 15,910.00

The following players did not finish (C=cut, W=withdrew)

C-142-Jason Day, Rickie Fowler, Emiliano Grillo, Patton Kizzire, Pat Perez, Xander Schauffele, Nick Taylor, Michael Thompson, Cameron Tringale, **143**-Matt Every, Charles Howell III, Sung Kang, Matt Kuchar, Nate Lashley, Graeme McDowell, Kevin Streelman, **144**-Kyoung-Hoon Lee, Marc Leishman, Peter Malnati, Denny McCarthy, Patrick Rodgers, **145**-Jonas Blixt, Brice Garnett, Sam Ryder, Sepp Straka, Bubba Watson, **146**-Sergio Garcia, Russell Knox, **147**-Kelly Kraft, Adam Long, J. J. Spaun, Scott Stallings, **150**-Brian Gay, **W**-Aaron Baddeley, **76**-Chris Stroud, **75**-Tiger Woods, **216**-Bud Cauley.

FedEx St. Jude Championship Summaries

2020



Dustin Johnson

TPC Boston
Norton, MA

Aug 20-23, 2020
Par/Yardage: 36-35--71/7308 yds.

FedExCup Points: 1,500 (winner)

Purse: \$9,500,000

LEADERS		First Round	Second Round	Third Round
	Cameron Davis	64 (-7)	Dustin Johnson127 (-15)	Dustin Johnson191 (-22)
	Harris English	64 (-7)	Cameron Davis.....129 (-13)	Harris English.....196 (-17)
	Russell Henley	64 (-7)	Scottie Scheffler.....129 (-13)	Scottie Scheffler.....196 (-17)
	Kevin Streelman	64 (-7)	Harris English.....130 (-12)	Louis Oosthuizen.....198 (-15)
	Dustin Johnson	T20 (-4)	Danny Lee.....130 (-12)	Daniel Berger.....199 (-14)
			Louis Oosthuizen.....130 (-12)	Harry Higgs.....199 (-14)
				Danny Lee.....199 (-14)

36-HOLE CUT: 70 professionals at 3-under 139 from a field of 123 professionals

suspended from 3:45 p.m. until 4:35 p.m. **Sunday:** Partly cloudy, with a high of 89. Wind SW 7-13 mph. Due to inclement weather, round four was suspended from 6 p.m. until 7:14 p.m.

WEATHER: **Thursday:** Sunny, with a high of 80. Wind WSW 5-10 mph. **Friday:** Mostly sunny, with a high of 86. Wind SW 10-15. **Saturday:** Partly cloudy with a high of 88. SW wind 5-10 mph. Due to inclement weather, round three was

Player	Pos.	Score	FedExCup Pts	Money
DUSTIN JOHNSON1	67 60 64 63	254/ -30	1,500.00	1,710,000.00
Harris English.....2	64 66 66 69	265/ -19	900.00	1,035,500.00
Daniel Berger.....3	66 66 67 67	266/ -18	570.00	655,500.00
Kevin Kisner.....T4	65 66 70 66	267/ -17	367.50	427,500.00
Scottie Scheffler.....T4	70 59 67 71	267/ -17	367.50	427,500.00
Jon Rahm.....T6	69 67 67 65	268/ -16	285.00	332,500.00
Webb Simpson.....T6	70 64 68 66	268/ -16	285.00	332,500.00
Russell Henley.....T8	64 67 70 68	269/ -15	240.00	277,875.00
Alex Noren.....T8	69 68 64 68	269/ -15	240.00	277,875.00
Ryan Palmer.....T8	67 67 68 67	269/ -15	240.00	277,875.00
Brian Harman.....T11	67 66 73 64	270/ -14	202.50	230,375.00
Harry Higgs.....T11	67 66 66 71	270/ -14	202.50	230,375.00
Charley Hoffman.....T13	65 68 68 70	271/ -13	165.60	175,275.00
Mackenzie Hughes.....T13	68 68 66 69	271/ -13	165.60	175,275.00
Jason Kokrak.....T13	68 68 70 65	271/ -13	165.60	175,275.00
Louis Oosthuizen.....T13	65 65 68 73	271/ -13	165.60	175,275.00
Robby Shelton.....T13	66 71 71 63	271/ -13	165.60	175,275.00
Talor Gooch.....T18	66 72 65 69	272/ -12	129.00	117,189.29
Viktor Hovland.....T18	68 70 68 66	272/ -12	129.00	117,189.29
Matt Kuchar.....T18	69 69 66 68	272/ -12	129.00	117,189.29
Sebastián Muñoz.....T18	65 71 69 67	272/ -12	129.00	117,189.29
Danny Lee.....T18	66 64 69 73	272/ -12	129.00	117,189.29
Cameron Smith.....T18	69 68 66 69	272/ -12	129.00	117,189.29
Bubba Watson.....T18	65 68 67 72	272/ -12	129.00	117,189.29
Corey Conners.....T25	72 65 69 67	273/ -11	99.75	76,237.50
Tyrrell Hatton.....T25	67 71 63 72	273/ -11	99.75	76,237.50
Justin Rose.....T25	69 70 67 67	273/ -11	99.75	76,237.50
Xander Schauffele.....T25	68 71 67 67	273/ -11	99.75	76,237.50
Keegan Bradley.....T29	68 67 69 70	274/ -10	69.75	55,860.00
Wyndham Clark.....T29	68 71 67 68	274/ -10	69.75	55,860.00
Cam Davis.....T29	64 65 72 73	274/ -10	69.75	55,860.00
Tyler Duncan.....T29	69 69 69 67	274/ -10	69.75	55,860.00
Mark Hubbard.....T29	67 71 68 68	274/ -10	69.75	55,860.00
K.H. Lee.....T29	67 68 69 70	274/ -10	69.75	55,860.00
Hideki Matsuyama.....T29	70 69 65 70	274/ -10	69.75	55,860.00
Troy Merritt.....T29	72 67 70 65	274/ -10	69.75	55,860.00
Scott Piercy.....T29	65 70 70 69	274/ -10	69.75	55,860.00
Cameron Tringale.....T29	67 72 67 68	274/ -10	69.75	55,860.00
Si Woo Kim.....T39	68 64 70 73	275/ -9	45.00	39,425.00
Kevin Na.....T39	71 65 73 66	275/ -9	45.00	39,425.00
J.T. Poston.....T39	71 67 66 71	275/ -9	45.00	39,425.00
Ian Poulter.....T39	66 67 73 69	275/ -9	45.00	39,425.00
Adam Schenk.....T39	70 66 71 68	275/ -9	45.00	39,425.00
Tommy Fleetwood.....T44	66 69 71 70	276/ -8	31.80	30,001.00
Emiliano Grillo.....T44	69 64 73 70	276/ -8	31.80	30,001.00
Charles Howell III.....T44	66 70 68 72	276/ -8	31.80	30,001.00
Brendan Steele.....T44	68 67 69 72	276/ -8	31.80	30,001.00
Matthew Wolff.....T44	65 67 77 67	276/ -8	31.80	30,001.00
Rickie Fowler.....T49	67 70 71 69	277/ -7	21.30	23,169.45
Adam Long.....T49	68 67 72 70	277/ -7	21.30	23,169.45
Patrick Reed.....T49	68 71 68 70	277/ -7	21.30	23,169.45
Justin Thomas.....T49	68 67 71 71	277/ -7	21.30	23,169.45
Paul Casey.....T49	70 69 67 71	277/ -7	21.30	23,169.45
Beau Hossler.....T49	73 66 66 72	277/ -7	21.30	23,169.45
Zach Johnson.....T49	69 69 67 72	277/ -7	21.30	23,169.45
Denny McCarthy.....T49	69 68 69 71	277/ -7	21.30	23,169.45
Chez Reavie.....T49	68 70 67 72	277/ -7	21.30	23,169.45
Lanto Griffin.....T58	68 68 70 72	278/ -6	15.60	21,565.00
Adam Scott.....T58	66 70 75 67	278/ -6	15.60	21,565.00
Tiger Woods.....T58	68 71 73 66	278/ -6	15.60	21,565.00
Maverick McNealy.....T61	67 71 70 71	279/ -5	13.80	20,995.00
Keith Mitchell.....T61	69 68 72 70	279/ -5	13.80	20,995.00

Player	Pos.	Score	FedExCup Pts	Money
Kevin Streelman.....T61	64 71 73 71	279/ -5	13.80	20,995.00
Brendon Todd.....64	70 66 70 74	280/ -4	12.60	20,615.00
Scott Harrington.....T65	68 67 76 71	282/ -2	11.70	20,330.00
Rory McIlroy.....T65	69 70 74 69	282/ -2	11.70	20,330.00
Andrew Landry.....67	69 70 69 75	283/ -1	10.80	20,045.00
Richy Werenski.....68	69 67 75 74	285/ -1	10.20	19,855.00
Matt Jones.....69	68 71 76 71	286/ 2	9.60	19,665.00
Patrick Rodgers.....70	71 67 76 77	291/ 7	9.00	19,475.00
Cameron Champ.....CUT	72 68	140/ -2	-	-
Joel Dahmen.....CUT	70 70	140/ -2	-	-
Max Homa.....CUT	69 71	140/ -2	-	-
Jordan Spieth.....CUT	69 71	140/ -2	-	-
Harold Varner III.....CUT	71 69	140/ -2	-	-
Scott Brown.....CUT	68 73	141/ -1	-	-
Tony Finau.....CUT	72 69	141/ -1	-	-
Tom Hoge.....CUT	71 70	141/ -1	-	-
Shane Lowry.....CUT	72 69	141/ -1	-	-
Matthew NeSmith.....CUT	70 71	141/ -1	-	-
Brian Stuard.....CUT	72 69	141/ -1	-	-
Nick Taylor.....CUT	68 73	141/ -1	-	-
Patrick Cantlay.....CUT	69 73	142/ E	-	-
Bryson DeChambeau.....CUT	71 71	142/ E	-	-
Brice Garnett.....CUT	74 68	142/ E	-	-
Adam Hadwin.....CUT	70 72	142/ E	-	-
Sungjae Im.....CUT	75 67	142/ E	-	-
Phil Mickelson.....CUT	74 68	142/ E	-	-
Joaquin Niemann.....CUT	68 74	142/ E	-	-
Henrik Norlander.....CUT	71 71	142/ E	-	-
Carlos Ortiz.....CUT	69 73	142/ E	-	-
Scott Stallings.....CUT	72 70	142/ E	-	-
Gary Woodland.....CUT	69 73	142/ E	-	-
Abraham Ancer.....CUT	72 71	143/ 1	-	-
Sam Burns.....CUT	68 75	143/ 1	-	-
Bud Cauley.....CUT	71 72	143/ 1	-	-
Matt Fitzpatrick.....CUT	77 66	143/ 1	-	-
Billy Horschel.....CUT	73 70	143/ 1	-	-
Luke List.....CUT	68 75	143/ 1	-	-
Collin Morikawa.....CUT	71 72	143/ 1	-	-
Sam Ryder.....CUT	74 69	143/ 1	-	-
Rory Sabbatini.....CUT	73 70	143/ 1	-	-
Sepp Straka.....CUT	73 70	143/ 1	-	-
Xinjun Zhang.....CUT	71 72	143/ 1	-	-
Dylan Frittelli.....CUT	69 75	144/ 2	-	-
Bo Hoag.....CUT	68 76	144/ 2	-	-
Nate Lashley.....CUT	70 74	144/ 2	-	-
Tom Lewis.....CUT	75 69	144/ 2	-	-
Jason Day.....CUT	70 75	145/ 3	-	-
Lucas Glover.....CUT	70 75	145/ 3	-	-
Jim Herman.....CUT	75 70	145/ 3	-	-
Sung Kang.....CUT	70 75	145/ 3	-	-
Brandt Snedeker.....CUT	73 72	145/ 3	-	-
Brian Gay.....CUT	71 75	146/ 4	-	-
Doc Redman.....CUT	73 73	146/ 4	-	-
Michael Thompson.....CUT	71 75	146/ 4	-	-
Marc Leishman.....CUT	75 72	147/ 5	-	-
Zac Blair.....CUT	68 80	148/ 6	-	-
Graeme McDowell.....CUT	77 72	149/ 7	-	-
Byeong Hun An.....CUT	77 73	150/ 8	-	-
Ryan Armour.....CUT	74 77	151/ 9	-	-
Pat Perez.....W/D	71	71/ E	-	-
Ryan Moore.....W/D	/	/	-	-

FedEx St. Jude Championship Summaries

2021



Tony Finau

Liberty National GC
Jersey City, NJ

August 19-22, 2021

FedExCup Points: 2,000 (1st)
Par/Yardage: 36-35--71 | 7,410

Purse: \$9,500,000

LEADERS		Round 1	Round 2	Round 3	
	Justin Thomas	63 (-8)	Jon Rahm	130 (-12)	
	Jon Rahm	63 (-8)	Tony Finau	131 (-11)	
	Harold Varner III	66 (-5)	Justin Thomas	132 (-10)	
	Cameron Tringale	67 (-4)	Xander Schauffele	132 (-10)	
	Robert Streb	67 (-4)	Keith Mitchell	132 (-10)	
	Mackenzie Hughes	67 (-4)			
	Adam Scott	67 (-4)			
	Kevin Na	67 (-4)			
	Tony Finau	67 (-4)			
				Jon Rahm	197 (-16)
				Cameron Smith	197 (-16)
				Erik van Rooyen	198 (-15)
				Justin Thomas	199 (-14)
				Tony Finau	199 (-14)

CUT: 36 HOLES : 75 professionals at -1 (141) or better.

WEATHER: **Thursday:** Mostly cloudy. High of 87. Wind SW 10-14 mph, with gusts to 25 mph. **Friday:** Mostly cloudy. High of 82. Wind WSW 7-12 mph. **Saturday:** Mostly cloudy. High of 81. Wind SE 7-12 mph. The decision was

made Saturday to postpone the final round to Monday due to Tropical Storm Henri's impact on Sunday's forecast. **Monday:** The final round began at 11:30 a.m. Monday. Mostly cloudy. High of 81. Wind SW 12-16 mph, with gusts to 20 mph.


Player	Pos.	Score	FedExCup Pts	Money
TONY FINAU*	1	67 64 68 65 264 (-20)	2,000	\$1,710,000
Cameron Smith	2	69 68 60 67 264 (-20)	1,200	\$1,035,500
Jon Rahm	3	63 67 67 69 266 (-18)	760	\$655,500
Tom Hoge	T4	69 64 67 69 269 (-15)	460	\$399,792
Justin Thomas	T4	63 69 67 70 269 (-15)	460	\$399,792
Alex Noren	T4	69 64 70 66 269 (-15)	460	\$399,792
Erik van Rooyen	7	69 67 62 72 270 (-14)	360	\$320,625
Corey Connors	T8	70 69 62 70 271 (-13)	320	\$277,875
Keith Mitchell	T8	68 64 70 69 271 (-13)	320	\$277,875
Kevin Na	T8	67 66 70 68 271 (-13)	320	\$277,875
Harold Varner III	T11	66 67 68 71 272 (-12)	246	\$203,775
Hudson Swafford	T11	71 65 66 70 272 (-12)	246	\$203,775
Patrick Cantlay	T11	68 67 69 68 272 (-12)	246	\$203,775
Keegan Bradley	T11	69 67 67 69 272 (-12)	246	\$203,775
Shane Lowry	T11	71 67 62 72 272 (-12)	246	\$203,775
Harry Higgs	T16	69 70 66 68 273 (-11)	196	\$144,875
Robert Streb	T16	67 68 69 69 273 (-11)	196	\$144,875
Sungjae Im	T16	71 65 67 70 273 (-11)	196	\$144,875
Pat Perez	T16	71 66 66 70 273 (-11)	196	\$144,875
Xander Schauffele	T16	70 62 70 71 273 (-11)	196	\$144,875
Sebastián Muñoz	T21	68 69 68 69 274 (-10)	153	\$95,792
Aaron Wise	T21	69 67 68 70 274 (-10)	153	\$95,792
Sam Burns	T21	71 67 64 72 274 (-10)	153	\$95,792
Stewart Cink	T21	71 68 66 69 274 (-10)	153	\$95,792
Charley Hoffman	T21	73 65 65 71 274 (-10)	153	\$95,792
Cameron Tringale	T21	67 68 67 72 274 (-10)	153	\$95,792
Mackenzie Hughes	T27	67 69 69 70 275 (-9)	121	\$69,350
Lee Westwood	T27	70 65 68 72 275 (-9)	121	\$69,350
Maverick McNealy	T27	69 70 69 67 275 (-9)	121	\$69,350
Cameron Champ	T27	68 70 67 70 275 (-9)	121	\$69,350
Doug Ghim	T31	71 70 63 72 276 (-8)	79	\$48,925
Talor Gooch	T31	73 67 66 70 276 (-8)	79	\$48,925
Bryson DeChambeau	T31	71 65 72 68 276 (-8)	79	\$48,925
Adam Schenk	T31	73 64 69 70 276 (-8)	79	\$48,925
Ian Poulter	T31	72 66 71 67 276 (-8)	79	\$48,925
Chez Reavie	T31	71 66 71 68 276 (-8)	79	\$48,925
Seamus Power	T31	70 67 70 69 276 (-8)	79	\$48,925
Billy Horschel	T31	71 70 66 69 276 (-8)	79	\$48,925
Brooks Koepka	T31	70 64 68 74 276 (-8)	79	\$48,925
Cam Davis	T31	69 70 68 69 276 (-8)	79	\$48,925
Harris English	T31	69 68 70 69 276 (-8)	79	\$48,925
Joel Dahmen	T31	70 68 67 71 276 (-8)	79	\$48,925
Hideki Matsuyama	T43	69 68 70 70 277 (-7)	47	\$32,775
Rory McIlroy	T43	71 70 66 70 277 (-7)	47	\$32,775
Scottie Scheffler	T43	70 68 69 70 277 (-7)	47	\$32,775
Viktor Hovland	T43	68 67 65 77 277 (-7)	47	\$32,775
Brandt Snedeker	T47	72 68 68 70 278 (-6)	32	\$24,331
Webb Simpson	T47	72 66 72 68 278 (-6)	32	\$24,331
Marc Leishman	T47	69 70 69 70 278 (-6)	32	\$24,331
Zach Johnson	T47	70 66 70 72 278 (-6)	32	\$24,331
K.H. Lee	T47	71 68 69 70 278 (-6)	32	\$24,331
Carlos Ortiz	T47	69 70 68 71 278 (-6)	32	\$24,331
Peter Malnati	T47	70 69 70 69 278 (-6)	32	\$24,331
Joaquin Niemann	T47	71 70 65 72 278 (-6)	32	\$24,331
Max Homa	T47	74 66 70 68 278 (-6)	32	\$24,331
Daniel Berger	T56	71 70 67 71 279 (-5)	20	\$21,470
Andrew Putnam	T56	69 70 72 68 279 (-5)	20	\$21,470
Russell Henley	T56	69 71 71 68 279 (-5)	20	\$21,470
Patton Kizzire	T56	70 67 69 73 279 (-5)	20	\$21,470
Dylan Frittelli	T56	70 71 71 67 279 (-5)	20	\$21,470
Chris Kirk	T56	72 68 68 71 279 (-5)	20	\$21,470
Anirban Lahiri	T56	69 69 71 70 279 (-5)	20	\$21,470

Player	Pos.	Score	FedExCup Pts	Money
Kramer Hickok	T56	72 68 68 71 279 (-5)	20	\$21,470
Garrick Higgo	T64	69 68 70 73 280 (-4)	15	\$20,140
Kevin Streelman	T64	69 70 71 70 280 (-4)	15	\$20,140
Paul Casey	T64	70 71 66 73 280 (-4)	15	\$20,140
Scott Piercy	T64	71 70 73 66 280 (-4)	15	\$20,140
Abraham Ancer	T64	72 69 67 72 280 (-4)	15	\$20,140
Lanto Griffin	T64	69 68 73 70 280 (-4)	15	\$20,140
Luke List	70	71 70 70 72 283 (-1)	12	\$19,475
James Hahn	T71	71 70 71 72 284 (0)	11	\$19,190
Denny McCarthy	T71	73 68 72 71 284 (0)	11	\$19,190
Jordan Spieth	73	72 62 72 79 285 (1)	11	\$18,905
Gary Woodland	74	71 70 68 77 286 (2)	10	\$18,715
Brian Harman	75	72 66 76 73 287 (3)	10	\$18,525
Jhonattan Vegas	CUT	70 72	142 (0)	--
Adam Scott	CUT	67 75	142 (0)	--
Ryan Palmer	CUT	73 69	142 (0)	--
Jason Kokrak	CUT	70 72	142 (0)	--
Emiliano Grillo	CUT	70 72	142 (0)	--
Kyle Stanley	CUT	75 67	142 (0)	--
Dustin Johnson	CUT	70 72	142 (0)	--
Martin Laird	CUT	73 69	142 (0)	--
Russell Knox	CUT	70 72	142 (0)	--
Sam Ryder	CUT	72 70	142 (0)	--
Si Woo Kim	CUT	72 70	142 (0)	--
Tyler McCumber	CUT	72 70	142 (0)	--
Matt Fitzpatrick	CUT	73 70	143 (1)	--
Adam Long	CUT	72 71	143 (1)	--
Chesson Hadley	CUT	75 68	143 (1)	--
Charl Schwartzel	CUT	72 71	143 (1)	--
Brice Garnett	CUT	72 71	143 (1)	--
Sergio Garcia	CUT	75 68	143 (1)	--
Lucas Glover	CUT	74 69	143 (1)	--
Bubba Watson	CUT	71 72	143 (1)	--
Sepp Straka	CUT	73 70	143 (1)	--
Collin Morikawa	CUT	74 70	144 (2)	--
Branden Grace	CUT	71 73	144 (2)	--
Tyrrell Hatton	CUT	72 72	144 (2)	--
Matthew NeSmith	CUT	74 70	144 (2)	--
Troy Merritt	CUT	72 73	145 (3)	--
Adam Hadwin	CUT	75 70	145 (3)	--
C.T. Pan	CUT	74 71	145 (3)	--
Henrik Norlander	CUT	70 75	145 (3)	--
Scott Stallings	CUT	74 71	145 (3)	--
Brian Stuard	CUT	73 72	145 (3)	--
Brendan Steele	CUT	78 67	145 (3)	--
Phil Mickelson	CUT	73 72	145 (3)	--
Brian Gay	CUT	72 73	145 (3)	--
Doc Redman	CUT	73 72	145 (3)	--
Hank Lebioda	CUT	76 69	145 (3)	--
Jason Day	CUT	73 73	146 (4)	--
Richy Werenski	CUT	76 71	147 (5)	--
Brandon Hagy	CUT	78 69	147 (5)	--
Wyndham Clark	CUT	78 70	148 (6)	--
Brendon Todd	CUT	73 75	148 (6)	--
Matt Kuchar	CUT	75 74	149 (7)	--
Matt Jones	CUT	79 70	149 (7)	--
Kevin Kisner	CUT	76 74	150 (8)	--
Matthew Wolff	CUT	76 74	150 (8)	--
Roger Sloan	CUT	79 72	151 (9)	--
J.T. Poston	CUT	76 77	153 (11)	--
Matt Wallace	W/D	79	79 (8)	--

* Indicates playoff win

FedEx St. Jude Championship Summaries

2022



Will Zalatoris

TPC Southwind
Memphis, TN

Aug 11-14, 2022
Par/Yardage: 35-35--70/7243 yds.

FedExCup Points: 2,000 (winner)

Purse: \$15,000,000

LEADERS		Round 1	Round 2	Round 3
	Si Woo Kim	62 (-8)	129 (-11)	J.J. Spaun
	J.J. Spaun	62 (-8)	130 (-10)	Sepp Straka
	Sahith Theegala	63 (-7)	130 (-10)	Trey Mullinax
	Sepp Straka	64 (-6)	131 (-9)	Will Zalatoris
	J.T. Poston	64 (-6)	132 (-8)	Tyler Duncan
	Tony Finau	64 (-6)	132 (-8)	Troy Merritt
	K.H. Lee	64 (-6)	132 (-8)	
	Will Zalatoris	71 (+1)	134 (-6)	

36-HOLE CUT: 69 professionals at -2 (138) or better.

WEATHER: Thursday: Light rain in the morning and mostly cloudy in the afternoon. High of 88. Wind NNE 6-12 mph. Preferred lies were in effect for

the first round. Friday: Partly cloudy. High of 91. Wind NNE 10-15 mph. Preferred lies were in effect for the second round. Saturday: Mostly sunny. High of 89. Wind NNE 5-10 mph. Sunday: Mostly sunny. High of 94. Wind WSW 7-12 mph.

Player	Pos.	Score	FedExCup Pts	Money	Player	Pos.	Score	FedExCup Pts	Money
WILL ZALATORIS	1	71 63 65 66 265/-15	2,000.00	2,700,000.00	Hayden Buckley	T61	69 67 65 78 279/-1	18.40	33,150.00
Sepp Straka	2	64 66 68 67 265/-15	1,200.00	1,635,000.00	James Hahn	T61	65 69 72 73 279/-1	18.40	33,150.00
Lucas Glover	T3	65 68 69 66 268/-12	650.00	885,000.00	Greyson Sigg	T61	70 68 72 69 279/-1	18.40	33,150.00
Brian Harman	T3	66 66 69 67 268/-12	650.00	885,000.00	Christiaan Bezuidenhout	T64	69 66 76 70 281/1	16.00	32,250.00
Tony Finau	T5	64 68 69 68 269/-11	348.57	480,000.00	Rickie Fowler	T64	65 71 72 73 281/1	16.00	32,250.00
Matt Fitzpatrick	T5	68 66 67 68 269/-11	348.57	480,000.00	Marc Leishman	T64	69 69 75 68 281/1	16.00	32,250.00
Collin Morikawa	T5	67 69 66 67 269/-11	348.57	480,000.00	Brendon Todd	67	69 68 70 75 282/2	14.40	31,650.00
Trey Mullinax	T5	66 67 66 70 269/-11	348.57	480,000.00	Taylor Pendrith	68	66 70 74 73 283/3	13.60	31,350.00
Andrew Putnam	T5	66 68 67 68 269/-11	348.57	480,000.00	Adam Hadwin	69	69 67 76 77 289/9	12.80	31,050.00
Jon Rahm	T5	67 69 67 66 269/-11	348.57	480,000.00	Keegan Bradley	CUT	68 71 139/-1	-	-
Adam Scott	T5	66 67 70 66 269/-11	348.57	480,000.00	Jason Day	CUT	65 74 139/-1	-	-
Sungjae Im	12	70 68 63 69 270/-10	260.00	348,750.00	Russell Henley	CUT	68 71 139/-1	-	-
Cam Davis	T13	67 71 67 66 271/-9	212.57	260,892.86	Tom Hoge	CUT	73 66 139/-1	-	-
Lee Hodges	T13	65 69 72 65 271/-9	212.57	260,892.86	Billy Horschel	CUT	68 71 139/-1	-	-
Tom Kim	T13	66 70 66 69 271/-9	212.57	260,892.86	Kurt Kitayama	CUT	70 69 139/-1	-	-
Sahith Theegala	T13	63 70 69 69 271/-9	212.57	260,892.86	Patton Kizzire	CUT	69 70 139/-1	-	-
Justin Thomas	T13	67 67 71 66 271/-9	212.57	260,892.86	Rory McIlroy	CUT	70 69 139/-1	-	-
Joaquin Niemann	T13	71 66 65 69 271/-9	212.57	260,892.85	Matt NeSmith	CUT	69 70 139/-1	-	-
Cameron Smith	T13	67 65 69 70 271/-9	212.57	260,892.85	Scottie Scheffler	CUT	71 68 139/-1	-	-
Sam Burns	T20	65 69 67 71 272/-8	153.50	152,812.50	Chesson Hadley	CUT	72 68 140/E	-	-
Dylan Frittelli	T20	66 70 66 70 272/-8	153.50	152,812.50	Russell Knox	CUT	70 70 140/E	-	-
Viktor Hovland	T20	67 70 67 68 272/-8	153.50	152,812.50	Anirban Lahiri	CUT	71 69 140/E	-	-
Kevin Kisner	T20	69 64 70 69 272/-8	153.50	152,812.50	Luke List	CUT	71 69 140/E	-	-
K.H. Lee	T20	64 69 69 70 272/-8	153.50	152,812.50	Alex Smalley	CUT	71 69 140/E	-	-
Denny McCarthy	T20	66 65 71 70 272/-8	153.50	152,812.50	Scott Stallings	CUT	71 69 140/E	-	-
Ryan Palmer	T20	65 67 69 71 272/-8	153.50	152,812.50	Jhonattan Vegas	CUT	67 73 140/E	-	-
J.T. Poston	T20	64 72 68 68 272/-8	153.50	152,812.50	Doug Ghim	CUT	73 68 141/1	-	-
Wyndham Clark	T28	67 67 67 72 273/-7	118.00	107,250.00	Kramer Hickok	CUT	72 69 141/1	-	-
Corey Connors	T28	67 71 67 68 273/-7	118.00	107,250.00	Max McGreevy	CUT	69 72 141/1	-	-
Troy Merritt	T28	65 65 70 73 273/-7	118.00	107,250.00	Patrick Rodgers	CUT	70 71 141/1	-	-
Maverick McNealy	T31	67 67 75 65 274/-6	81.09	78,886.37	Matthias Schwab	CUT	68 73 141/1	-	-
Taylor Moore	T31	67 70 69 68 274/-6	81.09	78,886.37	Brendan Steele	CUT	71 70 141/1	-	-
Aaron Wise	T31	66 71 70 67 274/-6	81.09	78,886.37	Kevin Streelman	CUT	70 71 141/1	-	-
Cameron Young	T31	67 71 70 66 274/-6	81.09	78,886.37	Nick Taylor	CUT	74 67 141/1	-	-
Tyler Duncan	T31	70 63 67 74 274/-6	81.09	78,886.36	Nick Watney	CUT	69 72 141/1	-	-
Emiliano Grillo	T31	67 66 72 69 274/-6	81.09	78,886.36	Ryan Brehm	CUT	71 71 142/2	-	-
Tyrrell Hatton	T31	65 70 69 70 274/-6	81.09	78,886.36	Joel Dahmen	CUT	69 73 142/2	-	-
Keith Mitchell	T31	68 69 67 70 274/-6	81.09	78,886.36	Matt Kuchar	CUT	71 71 142/2	-	-
Davis Riley	T31	69 67 68 70 274/-6	81.09	78,886.36	Peter Malnati	CUT	71 71 142/2	-	-
Adam Schenk	T31	71 66 66 71 274/-6	81.09	78,886.36	Lucas Herbert	CUT	73 70 143/3	-	-
Michael Thompson	T31	65 70 70 69 274/-6	81.09	78,886.36	Chad Ramey	CUT	74 69 143/3	-	-
Max Homa	T42	66 69 69 71 275/-5	50.00	54,750.00	Webb Simpson	CUT	71 72 143/3	-	-
Si Woo Kim	T42	62 73 72 68 275/-5	50.00	54,750.00	Callum Tarren	CUT	72 71 143/3	-	-
Mito Pereira	T42	67 71 68 69 275/-5	50.00	54,750.00	Cameron Tringale	CUT	72 71 143/3	-	-
J.J. Spaun	T42	62 67 68 78 275/-5	50.00	54,750.00	Harold Varner III	CUT	69 74 143/3	-	-
Mackenzie Hughes	T46	67 70 71 68 276/-4	38.00	42,330.00	Brandon Wu	CUT	69 74 143/3	-	-
Stephan Jaeger	T46	71 67 69 69 276/-4	38.00	42,330.00	Mark Hubbard	CUT	71 73 144/4	-	-
David Lipsky	T46	67 70 69 70 276/-4	38.00	42,330.00	Chris Kirk	CUT	72 72 144/4	-	-
Shane Lowry	T46	68 68 71 69 276/-4	38.00	42,330.00	Danny Lee	CUT	72 72 144/4	-	-
Sebastián Muñoz	T46	68 68 71 69 276/-4	38.00	42,330.00	C.T. Pan	CUT	73 71 144/4	-	-
Aaron Rai	T51	69 68 69 71 277/-3	27.20	36,050.00	Seamus Power	CUT	71 73 144/4	-	-
Chez Reavie	T51	67 71 67 72 277/-3	27.20	36,050.00	Jordan Spieth	CUT	70 74 144/4	-	-
Sam Ryder	T51	68 66 71 72 277/-3	27.20	36,050.00	Kevin Tway	CUT	69 75 144/4	-	-
Robert Streb	T51	67 70 69 71 277/-3	27.20	36,050.00	Adam Long	CUT	75 70 145/5	-	-
Adam Svensson	T51	66 71 67 73 277/-3	27.20	36,050.00	Vince Whaley	CUT	72 73 145/5	-	-
Gary Woodland	T51	69 69 73 66 277/-3	27.20	36,050.00	Justin Rose	CUT	71 75 146/6	-	-
Patrick Cantlay	T57	67 68 71 72 278/-2	21.20	34,200.00	Stewart Cink	CUT	72 77 149/9	-	-
Beau Hossler	T57	68 69 72 69 278/-2	21.20	34,200.00	John Huh	W/D	73 73/3	-	-
Martin Laird	T57	66 71 68 73 278/-2	21.20	34,200.00	Alex Noren	W/D	73 73/3	-	-
Xander Schauffele	T57	68 68 73 69 278/-2	21.20	34,200.00	Scott Piercy	W/D	74 74/4	-	-

FedEx St. Jude Championship Summaries

2023



Lucas Glover

TPC Southwind
Memphis, TN

Aug 10-13, 2023

FedExCup Points: 2,000 (1st)
Par/Yardage: 35-35--70/7243

Purse: \$20,000,000

LEADERS		First Round	Second Round	Third Round
	Jordan Spieth.....	63 (-7)	Lucas Glover 130 (-10)	Lucas Glover 196 (-14)
	Tom Kim.....	64 (-6)	Jordan Spieth.....	Taylor Moore.....
	Emiliano Grillo.....	65 (-5)	Sungjae Im.....	Tommy Fleetwood.....
	Collin Morikawa.....	65 (-5)	Taylor Moore.....	Max Homa.....
	Lucas Glover 66 (-4)		Emiliano Grillo.....	Jordan Spieth.....
	10 tied at position.....	66 (-4)	Tommy Fleetwood.....	
			Tom Kim.....	

CUT: No cut. All 70 players completed 72 holes.

WEATHER: Thursday: Morning showers followed by cloudy skies. High of 82. Wind SSE 6-12 mph. The first round was delayed due to inclement weather and began at 10:15 a.m. to 12:30 p.m. CT in threesomes off of two tees. **Friday:** Partly cloudy, hot and humid. High of 94. Wind SW 10-15 mph. **Saturday:** Partly

cloudy, hot and humid with intermittent showers. High of 91. Wind WSW 7-14 mph. **Sunday:** Partly cloudy, hot and humid. High of 93. Wind SW 5-14 mph. Preferred lies were in effect in final round. Play was suspended due to inclement weather at 12:46 p.m. CT and resumed at 12:23 p.m. CT (suspension of 1 hour, 37 minutes).

Player	Pos.	Score	Total	FedExCup Pts.	Money
LUCAS GLOVER	1	66 64 66 69	265/ -15	2,000.00	\$3,600,000.00
Patrick Cantlay.....	2	68 67 66 64	265/ -15	1,200.00	2,160,000.00
Tommy Fleetwood.....	T3	66 66 66 68	266/ -14	650.00	1,160,000.00
Rory McIlroy.....	T3	67 66 68 65	266/ -14	650.00	1,160,000.00
Taylor Moore.....	5	66 66 65 71	268/ -12	440.00	800,000.00
Corey Conners.....	T6	67 72 65 65	269/ -11	322.85	584,285.72
Cam Davis.....	T6	66 67 69 67	269/ -11	322.85	584,285.72
Adam Schenk.....	T6	69 66 68 66	269/ -11	322.85	584,285.72
Russell Henley.....	T6	67 68 67 67	269/ -11	322.85	584,285.71
Max Homa.....	T6	68 66 65 70	269/ -11	322.85	584,285.71
Sungjae Im.....	T6	67 65 69 68	269/ -11	322.85	584,285.71
Jordan Spieth.....	T6	63 68 68 70	269/ -11	322.85	584,285.71
Collin Morikawa.....	T13	65 70 67 68	270/ -10	229.33	386,666.67
Sahith Theegala.....	T13	67 68 69 66	270/ -10	229.33	386,666.67
Viktor Hovland.....	T13	72 64 65 69	270/ -10	229.33	386,666.66
Adam Hadwin.....	T16	67 66 69 69	271/ -9	200.00	310,000.00
Si Woo Kim.....	T16	68 67 68 68	271/ -9	200.00	310,000.00
Chris Kirk.....	T16	71 67 67 66	271/ -9	200.00	310,000.00
Hideki Matsuyama.....	T16	67 69 70 65	271/ -9	200.00	310,000.00
Emiliano Grillo.....	T20	65 67 69 71	272/ -8	168.00	233,000.00
Beau Hossler.....	T20	71 67 65 69	272/ -8	168.00	233,000.00
Stephan Jaeger.....	T20	69 65 69 69	272/ -8	168.00	233,000.00
Justin Rose.....	T20	76 67 61 68	272/ -8	168.00	233,000.00
Andrew Putnam.....	T24	68 67 70 68	273/ -7	130.00	158,285.72
J.J. Spaun.....	T24	70 68 68 67	273/ -7	130.00	158,285.72
Nick Taylor.....	T24	71 68 68 66	273/ -7	130.00	158,285.72
Ben Griffin.....	T24	69 66 68 70	273/ -7	130.00	158,285.71
Tom Kim.....	T24	64 68 69 72	273/ -7	130.00	158,285.71
J.T. Poston.....	T24	66 67 70 70	273/ -7	130.00	158,285.71
Xander Schauffele.....	T24	66 68 70 69	273/ -7	130.00	158,285.71
Eric Cole.....	T31	66 70 68 70	274/ -6	92.00	116,000.00
Brian Harman.....	T31	71 68 67 68	274/ -6	92.00	116,000.00
Lee Hodges.....	T31	68 65 72 69	274/ -6	92.00	116,000.00
Sam Ryder.....	T31	68 70 68 68	274/ -6	92.00	116,000.00
Scottie Scheffler.....	T31	67 66 71 70	274/ -6	92.00	116,000.00

Player	Pos.	Score	Total	FedExCup Pts.	Money
Cameron Young.....	T31	67 71 69 67	274/ -6	92.00	116,000.00
Byeong Hun An.....	T37	67 68 68 72	275/ -5	66.00	88,000.00
Taylor Montgomery.....	T37	74 66 68 67	275/ -5	66.00	88,000.00
Jon Rahm.....	T37	73 67 67 68	275/ -5	66.00	88,000.00
Sam Stevens.....	T37	69 67 73 66	275/ -5	66.00	88,000.00
Adam Svensson.....	T37	66 69 70 70	275/ -5	66.00	88,000.00
Brandon Wu.....	T37	72 70 67 66	275/ -5	66.00	88,000.00
Tom Hoge.....	T43	67 69 73 67	276/ -4	44.00	64,133.34
Keith Mitchell.....	T43	70 68 72 66	276/ -4	44.00	64,133.34
Keegan Bradley.....	T43	67 71 67 71	276/ -4	44.00	64,133.33
Tyrrell Hatton.....	T43	72 67 69 68	276/ -4	44.00	64,133.33
Davis Riley.....	T43	75 68 66 67	276/ -4	44.00	64,133.33
Brendon Todd.....	T43	67 70 67 72	276/ -4	44.00	64,133.33
Nick Hardy.....	T49	67 69 71 70	277/ -3	34.00	50,533.34
Vincent Norrman.....	T49	67 69 69 72	277/ -3	34.00	50,533.33
Aaron Rai.....	T49	66 68 70 73	277/ -3	34.00	50,533.33
Hayden Buckley.....	T52	67 72 71 68	278/ -2	25.60	46,400.00
Sam Burns.....	T52	73 70 67 68	278/ -2	25.60	46,400.00
Jason Day.....	T52	68 72 72 66	278/ -2	25.60	46,400.00
Harris English.....	T52	70 71 70 67	278/ -2	25.60	46,400.00
Kurt Kitayama.....	T52	66 69 69 74	278/ -2	25.60	46,400.00
Patrick Rodgers.....	T52	70 72 66 70	278/ -2	25.60	46,400.00
Rickie Fowler.....	T58	70 74 67 68	279/ -1	20.80	44,400.00
Mackenzie Hughes.....	T58	67 68 75 69	279/ -1	20.80	44,400.00
Matt NeSmith.....	T58	69 71 68 71	279/ -1	20.80	44,400.00
Thomas Detry.....	T61	72 64 75 69	280/ E	18.80	43,400.00
Matt Kuchar.....	T61	72 71 70 67	280/ E	18.80	43,400.00
Sepp Straka.....	63	72 73 71 65	281/ 1	17.60	42,800.00
Tony Finau.....	64	67 73 69 73	282/ 2	16.80	42,400.00
Alex Smalley.....	65	70 74 70 69	283/ 3	16.00	42,000.00
Wyndham Clark.....	T66	70 76 70 68	284/ 4	13.60	40,800.00
Matt Fitzpatrick.....	T66	73 68 71 72	284/ 4	13.60	40,800.00
Mark Hubbard.....	T66	69 72 71 72	284/ 4	13.60	40,800.00
Denny McCarthy.....	T66	67 73 70 74	284/ 4	13.60	40,800.00
Seamus Power.....	T66	71 73 71 69	284/ 4	13.60	40,800.00

2023 Four-Round Summary at TPC Southwind

TPC Southwind											
Rank	Hole	Par	Yardage	Average Score	Average Over Under-par	Eagle	Birdie	Par	Bogey	Double Bogey	Other
11	1	4	434	3.929	-0.071	1	54	189	36	0	0
15	2	4	401	3.854	-0.146	0	73	179	24	4	0
17	3	5	579	4.604	-0.396	8	120	128	23	1	0
10	4	3	196	2.950	-0.050	0	61	180	32	6	1
1	5	4	485	4.146	0.146	0	25	194	56	5	0
13	6	4	445	3.893	-0.107	0	60	191	28	1	0
4	7	4	482	4.057	0.057	0	42	186	48	2	2
12	8	3	171	2.914	-0.086	0	52	201	26	1	0
7	9	4	457	3.982	-0.018	0	50	194	30	4	2
8	10	4	465	3.971	-0.029	0	45	199	35	1	0
14	11	3	162	2.857	-0.143	1	68	188	16	7	0
4	12	4	406	4.057	0.057	0	47	178	48	6	1
9	13	4	472	3.968	-0.032	0	51	190	36	3	0
2	14	3	205	3.093	0.093	0	35	200	29	16	0
16	15	4	395	3.850	-0.150	0	78	170	28	4	0
18	16	5	530	4.371	-0.629	14	159	96	11	0	0
6	17	4	505	4.054	0.054	1	32	204	37	6	0
3	18	4	453	4.086	0.086	0	46	179	40	15	0
TOTALS:		70	7,243	68.636	-1.364	25	1,098	3,246	583	82	6

2023 Scoring Recap at TPC Southwind

TPC Southwind					
	ROUND 1	ROUND 2	ROUND 3	ROUND 4	TOTAL
Rounds below 70	46	47	45	47	185
Rounds below par	46	47	45	47	185
Rounds par & below	53	53	56	56	218
Rounds at even par	7	6	11	9	33
Rounds over par	17	17	14	14	62

2022 Four-Round Summary at TPC Southwind

TPC Southwind												
Rank	Hole	Par	Yardage	Average Score	Average Over Under-par	Eagle	Birdie	Par	Bogey	Double Bogey	Other	
16	1	4	434	3.851	-0.149	0	95	244	33	3	0	
14	2	4	401	3.888	-0.112	0	90	240	42	3	0	
17	3	5	579	4.675	-0.325	7	153	176	33	6	0	
9	4	3	196	2.976	-0.024	0	60	269	42	3	1	
1	5	4	485	4.147	0.147	0	38	249	83	5	0	
11	6	4	445	3.947	-0.053	2	77	240	52	3	1	
2	7	4	482	4.144	0.144	0	30	264	78	3	0	
15	8	3	171	2.856	-0.144	0	87	258	27	3	0	
8	9	4	457	4.019	0.019	0	74	235	52	13	1	
7	10	4	465	4.045	0.045	0	68	224	81	2	0	
12	11	3	162	2.893	-0.107	0	84	253	33	4	1	
6	12	4	406	4.072	0.072	1	67	234	53	17	3	
10	13	4	472	3.973	-0.027	1	68	248	56	2	0	
4	14	3	205	3.125	0.125	0	39	269	51	13	3	
12	15	4	395	3.893	-0.107	0	108	213	41	12	1	
18	16	5	530	4.427	-0.573	17	203	135	18	2	0	
5	17	4	505	4.091	0.091	0	48	250	73	3	1	
3	18	4	453	4.136	0.136	1	52	237	69	14	2	
TOTALS:		70	7,243	69.157	-0.843	29	1,441	4,238	917	111	14	

2022 Scoring Recap at TPC Southwind

TPC Southwind					
	ROUND 1	ROUND 2	ROUND 3	ROUND 4	TOTAL
Rounds below 70	76	60	41	38	215
Rounds below par	76	60	41	38	215
Rounds par & below	85	77	48	48	258
Rounds at even par	9	17	7	10	43
Rounds over par	35	40	21	21	117

2021 Four-Round Summary at Liberty National

Liberty National Golf Club

Rank	Hole	Par	Yardage	Average Score	Average Over Under-par	Eagle	Birdie	Par	Bogey	Double Bogey	Other
9	1	4	398	3.949	-0.051	1	89	241	59	3	2
8	2	3	219	2.975	-0.025	0	58	291	44	2	0
10	3	4	395	3.934	-0.066	1	91	245	49	9	0
10	4	3	205	2.934	-0.066	1	72	277	42	3	0
7	5	4	427	4.033	0.033	2	96	213	59	22	3
18	6	5	538	4.316	-0.684	26	237	114	17	1	0
5	7	4	515	4.144	0.144	0	39	266	84	6	0
15	8	5	611	4.823	-0.177	5	125	213	42	7	3
6	9	4	474	4.132	0.132	1	54	254	66	18	2
1	10	4	496	4.248	0.248	0	41	241	93	16	4
3	11	3	230	3.223	0.223	0	31	269	78	11	6
14	12	4	431	3.848	-0.152	1	96	265	29	3	1
17	13	5	580	4.481	-0.519	13	216	134	27	5	0
13	14	3	150	2.871	-0.129	0	109	235	44	7	0
2	15	4	481	4.243	0.243	0	44	230	104	15	2
16	16	4	325	3.603	-0.397	4	197	153	35	5	1
12	17	4	445	3.886	-0.114	0	92	258	43	2	0
4	18	4	490	4.167	0.167	0	51	245	86	8	5
TOTALS:		71	7,410	69.810	-1.190	55	1,738	4,144	1,001	143	29

2021 Scoring Recap at Liberty National

Liberty National Golf Club

	ROUND 1	ROUND 2	ROUND 3	ROUND 4	TOTAL
Rounds below 70	33	64	48	28	173
Rounds below par	51	91	60	47	249
Rounds par & below	71	100	67	56	294
Rounds at even par	20	9	7	9	45
Rounds over par	52	22	8	19	101

2020 Four-Round Summary at TPC Boston

TPC Boston											
Rank	Hole	Par	Yardage	Average Score	Average Over Under-par	Eagle	Birdie	Par	Bogey	Double Bogey	Other
13	1	4	365	3.875	-0.125	0	100	236	42	5	0
17	2	5	542	4.582	-0.418	22	178	132	42	7	2
6	3	3	208	3.031	0.031	0	58	257	66	2	0
16	4	4	298	3.587	-0.413	6	176	173	26	2	0
10	5	4	466	3.950	-0.050	0	88	232	57	6	0
4	6	4	465	4.055	0.055	0	62	252	57	10	2
15	7	5	600	4.642	-0.358	4	168	175	35	0	1
5	8	3	213	3.034	0.034	0	53	267	60	3	0
8	9	4	472	3.982	-0.018	0	68	262	45	8	0
12	10	4	425	3.914	-0.086	0	90	244	41	8	0
3	11	3	231	3.060	0.060	0	46	270	65	2	0
1	12	4	510	4.266	0.266	0	26	240	107	9	1
9	13	4	447	3.963	-0.037	0	72	256	52	3	0
2	14	4	516	4.159	0.159	0	40	249	87	7	0
11	15	4	421	3.916	-0.084	2	79	253	47	2	0
7	16	3	187	2.992	-0.008	0	65	267	41	9	1
14	17	4	412	3.851	-0.149	2	91	253	36	1	0
18	18	5	530	4.533	-0.467	20	184	138	37	4	0
TOTALS:		71	7,308	69.394	-1.606	56	1,644	4,156	943	88	7

2020 Scoring Recap at TPC Boston

TPC Boston					
	ROUND 1	ROUND 2	ROUND 3	ROUND 4	TOTAL
Rounds below 70	71	59	40	35	205
Rounds below par	84	75	49	44	252
Rounds par & below	97	92	54	54	297
Rounds at even par	13	17	5	10	45
Rounds over par	25	29	16	16	86
Rounds 80 & over	0	1	0	0	1

2019 Four-Round Summary at Liberty National

Liberty National GC											
Rank	Hole	Par	Yardage	Average Score	Average Over Under-par	Eagle	Birdie	Par	Bogey	Double Bogey	Other
11	1	4	398	3.931	-0.069	0	93	255	54	4	1
9	2	3	219	2.988	-0.012	0	50	313	43	1	0
8	3	4	395	4.005	0.005	2	63	281	54	6	1
9	4	3	193	2.988	-0.012	0	74	275	47	11	0
7	5	4	427	4.135	0.135	1	72	237	69	24	4
18	6	5	538	4.376	-0.624	28	234	113	28	4	0
3	7	4	484	4.199	0.199	0	35	266	99	5	2
15	8	5	611	4.774	-0.226	5	130	231	36	3	2
5	9	4	474	4.177	0.177	1	41	276	68	17	4
5	10	4	496	4.177	0.177	0	43	266	83	13	2
2	11	3	250	3.204	0.204	0	35	272	87	8	5
13	12	4	431	3.904	-0.096	0	85	278	42	2	0
17	13	5	563	4.445	-0.555	13	235	129	26	3	1
12	14	3	150	2.921	-0.079	0	86	271	46	4	0
1	15	4	481	4.221	0.221	0	50	239	99	17	2
16	16	4	325	3.722	-0.278	4	150	217	28	7	1
14	17	4	445	3.892	-0.108	0	91	273	39	4	0
4	18	4	490	4.187	0.187	0	40	276	74	12	5
TOTALS:		71	7,370	70.246	-0.754	54	1,607	4,468	1,022	145	30

2019 Scoring Recap at Liberty National

Liberty National GC					
	ROUND 1	ROUND 2	ROUND 3	ROUND 4	TOTAL
Rounds below 70	64	49	21	34	168
Rounds below par	81	65	35	45	226
Rounds par & below	91	80	50	51	272
Rounds at even par	10	15	15	6	46
Rounds over par	29	38	35	33	135
Rounds 80 & over	0	1	0	1	2

2018 Four-Round Summary at Ridgewood CC

Ridgewood CC											
Rank	Hole	Par	Yardage	Average Score	Average Over Under-par	Eagle	Birdie	Par	Bogey	Double Bogey	Other
14	1	4	380	3.821	-0.179	0	103	268	22	2	2
10	2	3	190	2.982	-0.018	0	61	284	50	2	0
13	3	5	588	4.824	-0.176	4	115	229	46	2	1
9	4	4	444	4.025	0.025	0	57	281	51	8	0
4	5	4	440	4.118	0.118	0	58	243	89	6	1
7	6	3	230	3.083	0.083	1	44	274	77	1	0
3	7	4	486	4.151	0.151	0	52	240	98	7	0
1	8	4	475	4.259	0.259	0	33	241	111	11	1
6	9	4	471	4.096	0.096	0	51	264	75	7	0
2	10	4	485	4.164	0.164	0	45	254	89	7	2
8	11	3	217	3.040	0.040	0	59	269	63	6	0
17	12	4	291	3.683	-0.317	5	155	199	37	1	0
16	13	5	626	4.756	-0.244	1	116	259	21	0	0
11	14	4	412	3.929	-0.071	0	86	254	56	1	0
15	15	3	155	2.791	-0.209	0	109	264	22	2	0
12	16	4	431	3.917	-0.083	0	76	283	34	3	1
18	17	5	594	4.670	-0.330	4	162	198	28	4	1
5	18	4	470	4.116	0.116	0	50	259	82	4	2
TOTALS:		71	7,385	70.426	-0.574	15	1,432	4,563	1,051	74	11

2018 Scoring Recap at Ridgewood CC

Ridgewood CC					
	ROUND 1	ROUND 2	ROUND 3	ROUND 4	TOTAL
Rounds below 70	48	49	39	31	167
Rounds below par	59	59	46	41	205
Rounds par & below	79	71	53	52	255
Rounds at even par	20	12	7	11	50
Rounds over par	40	47	27	28	142

2017 Four-Round Summary at Glen Oaks Club

Glen Oaks Club											
Rank	Hole	Par	Yardage	Average Score	Average Over Under-par	Eagle	Birdie	Par	Bogey	Double Bogey	Other
1	*1	4	498	4.454	0.454	0	11	196	161	11	0
2	2	3	238	3.222	0.222	0	30	240	104	5	0
17	3	5	625	4.828	-0.172	2	117	207	50	3	0
4	4	4	490	4.169	0.169	0	30	262	80	7	0
7	5	4	472	4.095	0.095	0	51	245	79	4	0
12	6	3	185	3.013	0.013	0	60	267	42	7	3
9	7	4	470	4.074	0.074	0	51	256	65	7	0
11	8	4	444	4.061	0.061	0	48	267	57	7	0
10	9	4	440	4.066	0.066	0	66	231	73	9	0
8	10	4	445	4.087	0.087	0	56	243	71	9	0
16	11	4	323	3.897	-0.103	0	102	234	27	13	3
15	12	4	447	3.934	-0.066	0	72	263	41	3	0
18	13	5	539	4.636	-0.364	5	161	186	22	4	1
13	14	4	438	4.003	0.003	0	62	260	51	6	0
14	15	3	184	3.000	0.000	0	60	269	43	5	2
6	16	4	400	4.100	0.100	0	57	238	73	11	0
3	17	3	233	3.187	0.187	0	25	265	83	5	1
4	18	4	475	4.169	0.169	1	40	243	84	11	0
TOTALS:		70	7,346	70.995	0.995	8	1,099	4,372	1,206	127	10

*in Top 2017 50 Toughest Holes

2017 Scoring Recap at Glen Oaks Club

Glen Oaks Club					
	ROUND 1	ROUND 2	ROUND 3	ROUND 4	TOTAL
Rounds below 70	38	37	27	20	122
Rounds below par	38	37	27	20	122
Rounds par & below	54	51	38	26	169
Rounds at even par	16	14	11	6	47
Rounds over par	66	68	32	44	210
Rounds 80 & over	0	1	0	1	2

2016 Four-Round Summary at Bethpage State Park (Black)

Bethpage State Park (Black)											
Rank	Hole	Par	Yardage	Average Score	Average Over Under-par	Eagle	Birdie	Par	Bogey	Double Bogey	Other
14	1	4	430	3.916	-0.084	2	72	279	39	2	0
16	2	4	389	3.876	-0.124	1	91	260	40	2	0
6	3	3	230	3.185	0.185	0	33	264	88	9	0
17	4	5	517	4.693	-0.307	5	156	195	31	7	0
2	5	4	478	4.256	0.256	0	29	254	95	13	3
12	6	4	408	4.020	0.020	0	60	272	57	4	1
18	7	5	553	4.426	-0.574	13	218	147	14	2	0
5	8	3	210	3.188	0.188	0	30	280	67	15	2
4	9	4	460	4.190	0.190	0	42	246	95	11	0
1	*10	4	502	4.287	0.287	0	28	233	125	8	0
9	11	4	435	4.142	0.142	0	43	259	86	5	1
8	12	4	501	4.152	0.152	0	41	259	87	7	0
15	13	5	608	4.898	-0.102	2	106	222	58	6	0
13	14	3	161	2.921	-0.079	0	82	264	45	3	0
7	15	4	478	4.165	0.165	0	47	241	101	4	1
3	16	4	490	4.216	0.216	0	35	246	106	7	0
11	17	3	207	3.079	0.079	0	44	279	68	2	1
10	18	4	411	4.137	0.137	0	48	254	82	10	0
TOTALS:		71	7,468	71.749	0.749	23	1,205	4,454	1,284	117	9

*in Top 2016 50 Toughest Holes

2016 Scoring Recap at Bethpage State Park (Black)

Bethpage State Park (Black)					
	ROUND 1	ROUND 2	ROUND 3	ROUND 4	TOTAL
Rounds below 70	19	26	17	21	83
Rounds below par	32	40	26	33	131
Rounds par & below	50	54	37	40	181
Rounds at even par	18	14	11	7	50
Rounds over par	69	63	42	39	213
Rounds 80 & over	1	0	0	0	1

2015 Four-Round Summary at Plainfield CC

Plainfield CC											
Rank	Hole	Par	Yardage	Average Score	Average Over Under-par	Eagle	Birdie	Par	Bogey	Double Bogey	Other
10	1	4	432	3.982	-0.018	0	64	267	47	3	1
6	2	4	443	4.141	0.141	0	64	213	94	9	2
7	3	3	196	3.092	0.092	1	44	277	43	14	3
15	4	4	326	3.853	-0.147	2	105	226	45	4	0
1	*5	4	495	4.374	0.374	0	23	210	133	15	1
11	6	3	164	2.927	-0.073	0	65	280	37	0	0
9	7	4	471	4.026	0.026	0	68	240	70	4	0
2	*8	4	480	4.330	0.330	0	26	217	126	13	0
8	9	4	368	4.079	0.079	0	59	241	76	5	1
17	10	4	411	3.846	-0.154	1	102	238	38	2	1
14	11	3	148	2.874	-0.126	0	102	234	39	6	1
18	12	5	588	4.602	-0.398	10	173	168	25	3	3
3	13	4	482	4.249	0.249	0	38	230	98	14	2
4	14	3	228	3.246	0.246	1	23	260	79	18	1
15	15	4	372	3.853	-0.147	1	97	244	37	3	0
12	16	5	601	4.916	-0.084	7	101	201	64	8	1
5	17	4	427	4.233	0.233	0	39	226	109	6	2
13	18	4	380	3.877	-0.123	2	106	216	54	3	1
TOTALS:		70	7,012	70.500	0.500	25	1,299	4,188	1,214	130	20

*in Top 2015 50 Toughest Holes

2015 Scoring Recap at Plainfield CC

Plainfield CC					
	ROUND 1	ROUND 2	ROUND 3	ROUND 4	TOTAL
Rounds below 70	45	38	42	29	154
Rounds below par	45	38	42	29	154
Rounds par & below	57	52	51	34	194
Rounds at even par	12	14	9	5	40
Rounds over par	62	67	21	38	188

2014 Four-Round Summary at The Ridgewood CC

Ridgewood CC											
Rank	Hole	Par	Yardage	Average Score	Average Over Under-par	Eagle	Birdie	Par	Bogey	Double Bogey	Other
14	1	4	380	3.819	-0.181	0	107	253	28	4	0
11	2	3	190	2.931	-0.069	0	71	279	40	2	0
12	3	5	588	4.883	-0.117	2	103	236	42	8	1
3	4	4	444	4.133	0.133	0	45	266	69	10	2
17	5	4	291	3.778	-0.222	5	133	204	45	4	1
8	6	4	471	4.092	0.092	0	60	241	86	5	0
9	7	4	447	4.087	0.087	0	60	243	85	3	1
7	8	3	217	3.107	0.107	0	47	263	77	3	2
6	9	4	440	4.112	0.112	0	54	245	90	2	1
5	10	3	230	3.117	0.117	0	46	265	71	9	1
4	11	4	467	4.125	0.125	0	56	243	83	8	2
1	12	4	475	4.217	0.217	1	30	252	101	8	0
18	13	5	626	4.755	-0.245	2	136	215	35	3	1
10	14	4	412	4.033	0.033	0	56	275	54	6	1
14	15	3	155	2.819	-0.181	0	100	265	25	2	0
16	16	4	422	3.814	-0.186	0	105	260	22	5	0
13	17	5	594	4.824	-0.176	3	118	224	39	8	0
2	18	4	470	4.163	0.163	0	47	243	94	7	1
TOTALS:		71	7,319	70.809	-0.191	13	1,374	4,472	1,086	97	14

2014 Scoring Recap at The Ridgewood CC

Ridgewood CC					
	ROUND 1	ROUND 2	ROUND 3	ROUND 4	TOTAL
Rounds below 70	44	34	24	24	126
Rounds below par	55	53	39	39	186
Rounds par & below	72	68	52	50	242
Rounds at even par	17	15	13	11	56
Rounds over par	50	53	27	20	150

2013 Four-Round Summary at Liberty National

Liberty National GC											
Rank	Hole	Par	Yardage	Average Score	Average Over Under-par	Eagle	Birdie	Par	Bogey	Double Bogey	Other
14	1	4	398	3.874	-0.126	2	98	239	49	2	0
9	2	3	219	3.028	0.028	0	48	285	55	2	0
10	3	4	395	4.003	0.003	1	63	263	60	3	0
8	4	3	193	3.062	0.062	0	52	271	59	7	1
7	5	4	427	4.092	0.092	0	71	237	62	16	4
18	6	5	538	4.515	-0.485	22	184	150	30	3	1
6	7	4	467	4.123	0.123	0	48	252	85	4	1
15	8	5	611	4.826	-0.174	1	123	218	40	7	1
1	*9	4	474	4.305	0.305	0	28	255	73	30	4
3	10	4	496	4.223	0.223	0	55	219	95	17	4
3	11	3	250	3.223	0.223	0	27	269	77	14	3
11	12	4	431	4.000	0.000	1	68	260	52	9	0
17	13	5	563	4.651	-0.349	13	178	149	36	11	3
13	14	3	150	2.949	-0.051	2	82	249	48	9	0
2	*15	4	481	4.285	0.285	0	38	219	118	14	1
16	16	4	325	3.810	-0.190	3	123	218	38	7	1
12	17	4	445	3.987	-0.013	0	71	256	60	3	0
5	18	4	490	4.195	0.195	0	32	262	84	12	0
TOTALS:		71	7,353	71.151	0.151	45	1,389	4,271	1,121	170	24

*in Top 2013 50 Toughest Holes

2013 Scoring Recap at Liberty National

Liberty National GC					
	ROUND 1	ROUND 2	ROUND 3	ROUND 4	TOTAL
Rounds below 70	43	43	17	15	118
Rounds below par	58	57	25	26	166
Rounds par & below	76	67	35	38	216
Rounds at even par	18	10	10	12	50
Rounds over par	47	52	39	36	174
Rounds 80 & over	0	1	0	1	2

2012 Four-Round Summary at Bethpage State Park

Bethpage State Park (Black)

Rank	Hole	Par	Yardage	Average Score	Average Over Under-par	Eagle	Birdie	Par	Bogey	Double Bogey	Other
14	1	4	430	3.962	-0.038	0	67	279	44	4	0
13	2	4	389	4.008	0.008	0	63	269	58	4	0
1	3	3	230	3.287	0.287	0	23	242	122	7	0
17	4	5	517	4.678	-0.322	13	149	189	38	5	0
3	5	4	478	4.188	0.188	0	37	258	88	10	1
12	6	4	408	4.071	0.071	0	49	273	68	3	1
18	7	5	553	4.363	-0.637	19	229	132	12	2	0
5	8	3	210	3.145	0.145	0	44	272	60	15	3
5	9	4	460	4.145	0.145	0	50	244	94	5	1
2	10	4	502	4.261	0.261	0	24	251	111	8	0
8	11	4	435	4.132	0.132	0	55	244	84	10	1
7	12	4	501	4.140	0.140	0	36	276	74	7	1
16	13	5	608	4.893	-0.107	0	119	212	51	10	2
15	14	3	161	2.949	-0.051	1	74	267	48	4	0
9	15	4	478	4.122	0.122	3	50	243	92	6	0
10	16	4	490	4.112	0.112	0	47	259	85	3	0
4	17	3	207	3.168	0.168	1	26	280	80	7	0
11	18	4	411	4.096	0.096	0	56	253	77	7	1
TOTALS:		71	7,468	71.718	0.718	37	1,198	4,443	1,286	117	11

2012 Scoring Recap Bethpage State Park

Bethpage State Park (Black)

	ROUND 1	ROUND 2	ROUND 3	ROUND 4	TOTAL
Rounds below 70	34	32	19	10	95
Rounds below par	51	41	22	21	135
Rounds par & below	73	57	28	33	191
Rounds at even par	22	16	6	12	56
Rounds over par	50	64	47	42	203
Rounds 80 & over	1	0	1	0	2

2011 Four-Round Summary at Plainfield Country Club

Plainfield CC											
Rank	Hole	Par	Yardage	Average Score	Average Over Under-par	Eagle	Birdie	Par	Bogey	Double Bogey	Other
9	1	4	432	3.920	-0.080	0	56	227	31	0	0
5	2	4	443	4.064	0.064	0	40	218	52	4	0
6	3	3	196	3.061	0.061	0	46	212	47	9	0
15	4	4	360	3.691	-0.309	3	117	171	20	3	0
18	5	5	527	4.414	-0.586	6	185	112	9	2	0
11	6	3	164	2.889	-0.111	0	72	208	31	3	0
7	7	4	471	3.962	-0.038	0	59	210	43	2	0
1	8	4	480	4.137	0.137	0	34	207	69	4	0
8	9	4	368	3.936	-0.064	0	60	215	38	1	0
12	10	4	411	3.841	-0.159	0	79	207	27	1	0
13	11	3	148	2.831	-0.169	0	87	195	30	2	0
16	12	5	588	4.634	-0.366	5	124	168	15	2	0
3	13	4	482	4.105	0.105	0	37	214	58	3	2
2	14	3	228	3.108	0.108	0	31	233	38	9	3
10	15	4	372	3.895	-0.105	0	66	217	30	0	1
14	16	5	582	4.720	-0.280	4	119	161	23	5	2
4	17	4	427	4.067	0.067	0	50	203	54	5	2
17	18	4	285	3.529	-0.471	3	158	137	16	0	0
TOTALS:		71	6,964	68.803	-2.197	21	1,420	3,515	631	55	10

2011 Scoring Recap at Plainfield Country Club

Plainfield CC					
	ROUND 1	ROUND 2	ROUND 3	ROUND 4	TOTAL
Rounds below 70	64	80	53	0	197
Rounds below par	79	100	61	0	240
Rounds par & below	97	105	65	0	267
Rounds at even par	18	5	4	0	27
Rounds over par	26	14	7	0	47
Rounds 80 & over	1	0	0	0	1

2010 Four-Round Summary at The Ridgewood CC

Ridgewood CC											
Rank	Hole	Par	Yardage	Average Score	Average Over Under-par	Eagle	Birdie	Par	Bogey	Double Bogey	Other
17	1	4	380	3.792	-0.208	0	100	268	15	1	1
12	2	3	190	2.945	-0.055	0	67	275	40	3	0
14	3	5	588	4.894	-0.106	3	93	236	48	5	0
9	4	4	444	4.013	0.013	0	55	275	51	3	1
18	5	4	291	3.696	-0.304	9	132	214	28	1	1
3	6	4	471	4.171	0.171	0	32	261	86	6	0
10	7	4	447	4.008	0.008	0	63	259	60	3	0
7	8	3	217	3.055	0.055	0	52	263	67	3	0
5	9	4	440	4.138	0.138	1	48	242	85	9	0
6	10	3	230	3.135	0.135	0	21	294	67	3	0
4	11	4	467	4.169	0.169	0	36	255	87	7	0
2	12	4	475	4.210	0.210	0	26	260	91	8	0
11	13	5	626	4.979	-0.021	1	83	236	55	8	2
8	14	4	412	4.034	0.034	0	50	274	59	2	0
16	15	3	155	2.795	-0.205	0	98	269	17	1	0
13	16	4	422	3.896	-0.104	0	76	278	26	5	0
15	17	5	594	4.810	-0.190	3	112	230	35	5	0
1	18	4	470	4.236	0.236	0	30	240	109	6	0
TOTALS:		71	7,319	70.977	-0.023	17	1,174	4,629	1,026	79	5

2010 Scoring Recap at The Ridgewood CC

Ridgewood CC					
	ROUND 1	ROUND 2	ROUND 3	ROUND 4	TOTAL
Rounds below 70	43	25	21	21	110
Rounds below par	57	44	33	30	164
Rounds par & below	71	60	45	42	218
Rounds at even par	14	16	12	12	54
Rounds over par	50	60	27	30	167

2009 Four-Round Summary at Liberty National

Liberty National GC											
Rank	Hole	Par	Yardage	Average Score	Average Over Under-par	Eagle	Birdie	Par	Bogey	Double Bogey	Other
14	1	4	398	3.907	-0.093	0	85	274	29	8	1
8	2	3	219	3.154	0.154	0	27	289	75	5	1
9	3	4	402	4.093	0.093	0	66	238	85	6	2
10	4	3	193	3.078	0.078	1	40	289	61	6	0
6	5	4	442	4.184	0.184	2	68	220	74	29	4
18	6	5	548	4.708	-0.292	11	149	194	34	6	3
5	7	4	484	4.217	0.217	0	43	235	110	8	1
13	8	5	611	4.952	-0.048	0	105	220	60	10	2
2	*9	4	474	4.297	0.297	0	29	251	92	20	5
1	*10	4	496	4.393	0.393	0	24	221	129	18	5
3	11	3	250	3.259	0.259	0	21	272	88	12	4
11	12	4	431	4.055	0.055	0	53	274	66	3	1
17	13	5	563	4.814	-0.186	5	138	206	32	11	5
15	14	3	150	2.872	-0.128	0	92	270	29	6	0
3	15	4	481	4.259	0.259	0	36	240	105	14	2
16	16	4	324	3.846	-0.154	4	110	232	45	6	0
12	17	4	445	4.025	0.025	0	76	242	74	3	2
7	18	4	508	4.169	0.169	0	41	257	92	5	2
TOTALS:		71	7,419	72.282	1.282	23	1,203	4,424	1,280	176	40

* in Top 2009 50 Toughest Holes

2009 Scoring Recap at Liberty National

Liberty National GC					
	ROUND 1	ROUND 2	ROUND 3	ROUND 4	TOTAL
Rounds below 70	26	4	26	21	77
Rounds below par	41	10	36	38	125
Rounds par & below	56	20	47	48	171
Rounds at even par	15	10	11	10	46
Rounds over par	68	99	30	29	226
Rounds 80 & over	0	7	0	0	7

2008 Four-Round Summary at Ridgewood CC

Ridgewood CC											
Rank	Hole	Par	Yardage	Average Score	Average Over Under-par	Eagle	Birdie	Par	Bogey	Double Bogey	Other
18	1	4	380	3.766	-0.234	2	119	270	20	3	0
11	2	3	190	2.998	-0.002	0	66	287	57	4	0
14	3	5	588	4.870	-0.130	2	113	247	44	5	3
10	4	4	444	4.024	0.024	1	57	291	61	4	0
16	5	4	291	3.841	-0.159	2	110	260	37	4	1
9	6	4	471	4.087	0.087	0	52	278	80	4	0
7	7	4	447	4.118	0.118	0	51	273	80	10	0
2	8	3	217	3.184	0.184	0	44	255	110	5	0
6	9	4	440	4.130	0.130	0	52	267	84	11	0
4	10	3	230	3.147	0.147	0	36	287	85	6	0
3	11	4	467	4.157	0.157	1	50	259	91	13	0
1	*12	4	475	4.343	0.343	0	27	232	143	10	2
15	13	5	626	4.867	-0.133	2	129	215	59	8	1
8	14	4	412	4.109	0.109	0	48	281	81	2	2
12	15	3	155	2.908	-0.092	0	84	285	44	1	0
13	16	4	422	3.901	-0.099	0	101	257	53	2	1
17	17	5	594	4.814	-0.186	3	115	256	36	4	0
5	18	4	470	4.143	0.143	0	47	267	95	4	1
TOTALS:		71	7,319	71.406	0.406	13	1,301	4,767	1,260	100	11

* in Top 2008 50 Toughest Holes

2008 Scoring Recap at Ridgewood CC

Ridgewood CC					
	ROUND 1	ROUND 2	ROUND 3	ROUND 4	TOTAL
Rounds below 70	24	29	23	20	96
Rounds below par	44	52	31	33	160
Rounds par & below	64	74	41	41	220
Rounds at even par	20	22	10	8	60
Rounds over par	71	61	31	31	194
Rounds 80 & over	0	1	0	1	2

2007 Four-Round Summary at Westchester CC

Westchester CC											
Rank	Hole	Par	Yardage	Average Score	Average Over Under-par	Eagle	Birdie	Par	Bogey	Double Bogey	Other
11	1	3	190	3.009	0.009	0	72	282	62	4	2
9	2	4	384	4.028	0.028	0	70	282	58	12	0
13	3	4	408	3.974	-0.026	0	67	302	51	1	1
6	4	4	419	4.121	0.121	0	54	277	77	14	0
16	5	5	575	4.756	-0.244	7	145	219	47	3	1
14	6	3	151	2.934	-0.066	0	79	300	35	8	0
7	7	4	350	4.036	0.036	1	94	227	92	7	1
2	8	4	471	4.237	0.237	0	43	251	113	15	0
18	9	5	505	4.514	-0.486	14	203	180	24	1	0
15	10	4	314	3.763	-0.237	2	154	214	46	6	0
3	11	4	447	4.235	0.235	0	34	270	106	9	3
1	12	4	485	4.251	0.251	0	30	265	118	9	0
8	13	4	410	4.031	0.031	0	63	285	72	2	0
10	14	3	154	3.021	0.021	1	70	283	55	13	0
4	15	4	462	4.190	0.190	0	41	271	100	9	1
5	16	3	214	3.168	0.168	0	48	270	90	13	1
12	17	4	374	3.976	-0.024	0	84	268	66	4	0
17	18	5	526	4.656	-0.344	6	165	219	32	0	0
TOTALS:		71	6,839	70.900	-0.100	31	1,516	4,665	1,244	130	10

2007 Scoring Recap at Westchester CC

Westchester CC					
	ROUND 1	ROUND 2	ROUND 3	ROUND 4	TOTAL
Rounds below 70	46	42	25	28	141
Rounds below par	63	57	42	38	200
Rounds par & below	80	73	50	48	251
Rounds at even par	17	16	8	10	51
Rounds over par	57	62	25	27	171
Rounds 80 & over	0	1	0	0	1

BMW Championship Summaries

BMW Championship

2007



Tiger Woods

Lemont, IL
Cog Hill Golf and Country Club (Dubsdread)

September 6-9, 2007

FedExCup Points: 50,000
Par/Yards: 35-36-71/7,326

Purse: \$7,000,000

LEADERS		First Round	Second Round	Third Round	
Jonathan Byrd	64 (-7)	Aaron Baddeley	133 (-9)	Steve Stricker	198 (-15)
Justin Rose	65 (-6)	Jonathan Byrd	133 (-9)	Aaron Baddeley	198 (-15)
Camilo Villegas	65 (-6)	Justin Rose	134 (-8)	Tiger Woods	199 (-14)
Stewart Cink	66 (-5)	Steve Stricker	134 (-8)	Justin Rose	203 (-10)
Troy Matteson	66 (-5)	Tiger Woods	134 (-8)	Tim Clark	204 (-9)
Pat Perez	66 (-5)	Camilo Villegas	134 (-8)	Jonathan Byrd	204 (-8)
Tiger Woods	67 (T7)				

CUT: No cut. 65 of the 66 professionals completed 72 holes.

WEATHER: Thursday: Mostly cloudy with light sprinkles. Tee times were moved up two hours, 15 minutes to 8 a.m. due to threatening afternoon forecast. Friday: Tee times were moved up three hours, 15 minutes to 8 a.m. due to threatening weather. Play was delayed for two hours,

47 minutes (9:11-11:58 a.m.) due to a heavy downpour that brought 9/10 inches of rain. Mostly cloudy with a high of 83. Saturday: Sunny with a high of 78. Winds NE 8-10 mph. Sunday: Sunny with a high of 77. Winds NE 10-15 mph.

Player	Pos.	Score	Total	FedExCup Points	Official Money
TIGER WOODS	1	67-67-65-63	262	9,000	\$1,260,000.00
Aaron Baddeley	2	68-65-65-66	264	5,400	756,000.00
Steve Stricker	3	68-66-64-68	266	3,400	480,000.00
Adam Scott	4	69-69-67-65	270	2,400	340,000.00
Tim Clark	15	68-69-67-67	271	1,900	270,000.00
Justin Rose	15	65-69-69-68	271	1,900	270,000.00
Stewart Cink	17	66-73-68-65	272	1,613	229,000.00
Camilo Villegas	17	65-69-71-67	272	1,613	229,000.00
Sergio Garcia	9	68-70-69-67	274	1,450	200,000.00
Jonathan Byrd	T10	64-69-71-71	275	1,200	171,000.00
Carl Pettersson	T10	71-68-69-67	275	1,200	171,000.00
Ian Poulter	T10	68-72-69-66	275	1,200	171,000.00
Rory Sabbatini	T10	69-72-68-66	275	1,200	171,000.00
Jim Furyk	T14	70-69-67-70	276	875	123,625.00
Lucas Glover	T14	70-71-67-68	276	875	123,625.00
Nathan Green	T14	67-71-67-71	276	875	123,625.00
Brandt Snedeker	T14	70-71-65-70	276	875	123,625.00
Ernie Els	T18	73-67-68-69	277	609	85,260.00
Charles Howell III	T18	68-73-67-69	277	609	85,260.00
Ryan Moore	T18	69-70-68-70	277	609	85,260.00
Pat Perez	T18	66-69-70-72	277	609	85,260.00
David Toms	T18	72-70-68-67	277	609	85,260.00

Player	Pos.	Score	Total	FedExCup Points	Official Money
Bo Van Pelt	T18	69-71-68-69	277	609	\$85,260.00
Bubba Watson	T18	71-69-69-68	277	609	\$85,260.00
Stuart Appleby	T25	68-68-71-71	278	390	54,600.00
Charley Hoffman	T25	68-70-72-68	278	390	54,600.00
Ryuji Imada	T25	67-70-71-70	278	390	54,600.00
Kevin Sutherland	T25	70-73-69-66	278	390	54,600.00
Mark Wilson	T25	76-69-68-65	278	390	54,600.00
Angel Cabrera	T30	72-69-71-67	279	291	40,687.50
Luke Donald	T30	76-70-68-65	279	291	40,687.50
Hunter Mahan	T30	69-68-71-71	279	291	40,687.50
John Mallinger	T30	74-68-69-68	279	291	40,687.50
Rocco Mediate	T30	70-70-68-71	279	291	40,687.50
Vaughn Taylor	T30	73-68-69-69	279	291	40,687.50
Scott Verplank	T30	69-70-70-70	279	291	40,687.50
Brett Wetterich	T30	68-72-71-68	279	291	40,687.50
Robert Allenby	T38	75-68-69-68	280	200	28,000.00
Stephen Ames	T38	71-68-69-72	280	200	28,000.00
Woody Austin	T38	67-73-71-69	280	200	28,000.00
K.J. Choi	T38	68-70-71-71	280	200	28,000.00
Trevor Immelman	T38	70-70-69-70	280	200	28,000.00
Zach Johnson	T38	72-71-70-67	280	200	28,000.00
Billy Mayfair	T38	72-69-67-72	280	200	28,000.00

Player	Pos.	Score	Total	FedExCup Points	Official Money
Rod Pamplung	T38	73-72-66-69	280	200	\$28,000.00
Heath Slocum	46	71-68-72-70	281	155	21,700.00
Troy Matteson	T47	66-77-68-71	282	141	19,740.00
Kenny Perry	T47	71-71-66-74	282	141	19,740.00
Brian Bateman	T49	70-72-72-69	283	126	17,686.67
Jerry Kelly	T49	74-72-68-69	283	126	17,686.67
Steve Marino	T49	73-70-69-71	283	126	17,686.67
Ken Duke	T52	67-73-71-73	284	117	16,415.00
Anthony Kim	T52	74-70-70-70	284	117	16,415.00
John Senden	T52	71-75-71-67	284	117	16,415.00
Henrik Stenson	T52	75-71-68-70	284	117	16,415.00
John Rollins	56	69-71-74-71	285	114	15,960.00
Sean O'Hair	T57	74-72-71-69	286	113	15,750.00
Boo Weekley	T57	75-72-72-67	286	113	15,750.00
Jose Coceres	T59	70-69-70-78	287	111	15,470.00
Nick Watney	T59	72-73-72-70	287	111	15,470.00
Nick O'Hern	T61	70-73-74-71	288	109	15,190.00
Geoff Ogilvy	T61	78-73-68-69	288	109	15,190.00
Jeff Quinney	63	72-73-70-74	289	107	14,980.00
Vijay Singh	64	74-69-77-70	290	106	14,840.00
Mark Calcavecchia	65	77-71-75-74	297	105	14,700.00

BMW Championship

2008



Camilo Villegas

St. Louis, MO
Bellerive Country Club

September 4-7, 2008

FedExCup Points: 190,000
Par/Yards: 35-35-70/7,207

Purse: \$7,000,000

LEADERS		First Round	Second Round	Third Round	
Camilo Villegas	65 (-5)	Camilo Villegas	131 (-9)	Camilo Villegas	197 (-13)
Steve Stricker	66 (-4)	Jim Furyk	132 (-8)	Jim Furyk	198 (-12)
Kenny Perry	66 (-4)	Phil Mickelson	133 (-7)	Anthony Kim	201 (-9)
Tim Herron	66 (-4)	D.J. Trahan	134 (-6)	Tim Clark	201 (-9)
Andres Romero	66 (-4)	Fredrik Jacobson	134 (-6)	Brian Gay	201 (-9)
Stuart Appleby	66 (-4)	Brian Gay	134 (-6)		

CUT: No cut. 68 of the 69 players completed 72 holes.

WEATHER: Thursday: Remnants of Hurricane Gustav pelted Bellerive CC with rain in excess of three inches, postponing the first round until Friday morning. High in the mid-70s. Friday: Mostly cloudy and cool. High of 71. Winds N 5-10 mph. Saturday: The second round began at 7 a.m.

under cloudy skies. Fog forced a 91-minute delay beginning at 7:29 a.m. The third round was suspended due to darkness at 7:18 p.m., with 23 players left to complete their rounds. Partly cloudy and cool. High of 75. Winds N-W 5-10 mph. Sunday: The third round resumed at 7 a.m., with the final round beginning with threesomes off of split tees at 10:10 a.m. Mostly cloudy. High of 75. Winds W-NW 5-10 mph

Player	Pos.	Score	Total	FedExCup Points	Official Money
CAMILO VILLEGAS	1	65-66-66-68	265	11,000	\$1,260,000.00
Dudley Hart	2	67-69-66-65	267	7,400	756,000.00
Jim Furyk	T3	70-62-66-70	268	4,900	406,000.00
Anthony Kim	T3	68-67-66-67	268	4,900	406,000.00
Stephen Ames	T5	68-69-66-66	269	3,825	255,500.00
K.J. Choi	T5	70-68-64-67	269	3,825	255,500.00
D.J. Trahan	T5	71-63-68-67	269	3,825	255,500.00
Tim Clark	T8	67-68-66-69	270	3,500	210,000.00
Hunter Mahan	T8	69-67-68-66	270	3,500	210,000.00
Aaron Baddeley	T10	71-64-67-69	271	3,250	175,000.00
Fredrik Jacobson	T10	67-67-72-65	271	3,250	175,000.00
Steve Stricker	T10	66-71-68-66	271	3,250	175,000.00
Ben Curtis	T13	70-70-68-65	273	2,938	131,250.00
Brian Gay	T13	67-67-67-72	273	2,938	131,250.00
Lucas Glover	T13	68-68-69-68	273	2,938	131,250.00
Trevor Immelman	T13	69-67-70-67	273	2,938	131,250.00
Ernie Els	T17	68-72-66-68	274	2,750	105,000.00
Justin Leonard	T17	69-67-68-70	274	2,750	105,000.00
Phil Mickelson	T17	68-65-71-70	274	2,750	105,000.00
Tommy Armour III	T20	71-64-69-71	275	2,625	87,500.00
Sergio Garcia	T20	68-68-69-70	275	2,625	87,500.00
Eric Axley	T22	70-69-70-67	276	2,464	\$64,983.34
Steve Marino	T22	69-69-70-68	276	2,464	\$64,983.34
Angel Cabrera	T22	69-69-66-72	276	2,464	\$64,983.34

Player	Pos.	Score	Total	FedExCup Points	Official Money
Billy Mayfair	T22	73-67-67-69	276	2,464	64,983.33
Kevin Streelman	T22	70-68-69-69	276	2,464	64,983.33
Dean Wilson	T22	69-71-66-70	276	2,464	64,983.33
Bart Bryant	T28	69-68-69-71	277	2,340	47,600.00
Geoff Ogilvy	T28	69-71-67-70	277	2,340	47,600.00
Scott Verplank	T28	73-69-68-67	277	2,340	47,600.00
Bubba Watson	T28	73-73-66-65	277	2,340	47,600.00
Boo Weekley	T28	71-65-71-70	277	2,340	47,600.00
Ben Crane	T33	70-70-69-69	278	2,270	37,800.00
Ken Duke	T33	70-72-67-69	278	2,270	37,800.00
J.B. Holmes	T33	68-73-67-70	278	2,270	37,800.00
Carl Pettersson	T33	72-70-70-66	278	2,270	37,800.00
Chez Reavie	T33	67-70-75-66	278	2,270	37,800.00
Robert Allenby	T38	71-68-66-72	279	2,210	29,400.00
Stuart Appleby	T38	66-73-70-70	279	2,210	29,400.00
Briny Baird	T38	73-66-69-71	279	2,210	29,400.00
Brian Davis	T38	75-67-72-65	279	2,210	29,400.00
Mathew Goggin	T38	70-71-67-71	279	2,210	29,400.00
Tim Herron	T38	66-71-67-75	279	2,210	29,400.00
Kenny Perry	T44	66-72-68-74	280	2,151	21,163.34
Andres Romero	T44	66-70-73-71	280	2,151	21,163.34
Rory Sabbatini	T44	72-66-67-75	280	2,151	21,163.34
Vijay Singh	T44	70-70-71-69	280	2,151	\$21,163.33
Heath Slocum	T44	71-73-70-66	280	2,151	21,163.33

Player	Pos.	Score	Total	FedExCup Points	Official Money
Nicholas Thompson	T44	70-73-70-67	280	2,151	21,163.33
Adam Scott	T50	69-71-69-72	281	2,125	17,430.00
John Senden	T50	69-73-73-66	281	2,125	17,430.00
Jonathan Byrd	T52	71-68-71-72	282	2,118	16,520.00
Johnson Wagner	T52	72-69-67-74	282	2,118	16,520.00
Jay Williamson	T52	68-69-72-73	282	2,118	16,520.00
Padraig Harrington	T55	69-71-72-71	283	2,113	15,820.00
Martin Laird	T55	69-70-76-68	283	2,113	15,820.00
John Mallinger	T55	71-65-75-72	283	2,113	15,820.00

BMW Championship Summaries

BMW Championship

2009



Tiger Woods

Lemont, IL
Cog Hill G&CC

September 10-13, 2009

FedExCup Points: 2,500
Par/Yards: 35-36-71/7,616

Purse:\$7,500,000

LEADERS

First Round

Rory Sabbatini.....	66 (-5)
Steve Marino.....	66 (-5)
Bo Van Pelt.....	67 (-4)
Marc Leishman.....	67 (-4)
David Toms.....	68 (-3)
Padraig Harrington.....	68 (-3)
Geoff Ogilvy.....	68 (-3)
Tiger Woods.....	68 (-3)
Camilo Villegas.....	68 (-3)
John Mallinger.....	68 (-3)

Second Round

Mark Wilson.....	135 (-7)
Tiger Woods.....	135 (-7)
Padraig Harrington.....	136 (-6)
Rory Sabbatini.....	136 (-6)
Bo Van Pelt.....	136 (-6)
Marc Leishman.....	136 (-6)
Bubba Watson.....	137 (-5)

Third Round

Tiger Woods.....	197 (-16)
Brandt Snedeker.....	204 (-9)
Marc Leishman.....	204 (-9)
Matt Kuchar.....	205 (-8)
Padraig Harrington.....	205 (-8)
John Senden.....	206 (-7)
Mark Wilson.....	206 (-7)
Jim Furyk.....	207 (-6)
Luke Donald.....	207 (-6)
Sergio Garcia.....	207 (-6)
Bubba Watson.....	207 (-6)

CUT: A field of 69 professionals with no cut (Paul Casey withdrew prior to play with an injury).

WEATHER: Thursday: Partly cloudy with temperatures reaching 81 degrees. Winds NE 8-12 mph. Friday: Mostly sunny with high of 80. Winds E 8-12 mph. Saturday: Mostly sunny with highs in the

upper 70s. Winds NE 8-12 mph. Sunday: The final round was delayed due to fog. Play began at 9:55 a.m. with threesomes going off two tees. The last group went off at 11:45 a.m. Heavy morning fog gave way to mostly sunny skies with high of 80. Winds NE 8-12 mph


Player	Pos.	Score	Total	FedExCup Points	Official Money
TIGER WOODS.....	1	68-67-62-68	265	2,500.00	\$1,350,000.00
Jim Furyk.....	2	70-70-67-66	273	1,250.00	660,000.00
Marc Leishman.....	2	67-69-68-69	273	1,250.00	660,000.00
Sean O'Hair.....	4	70-69-70-66	274	750.00	360,000.00
Zach Johnson.....	5	73-65-70-68	276	550.00	300,000.00
Sergio Garcia.....	16	71-68-68-71	278	475.00	260,625.00
Padraig Harrington.....	16	68-68-69-73	278	475.00	260,625.00
Kevin Na.....	18	72-72-65-70	279	412.50	225,000.00
Camilo Villegas.....	18	68-74-71-66	279	412.50	225,000.00
Luke Donald.....	110	70-69-68-73	280	327.00	172,500.00
Bill Haas.....	110	71-68-71-70	280	327.00	172,500.00
Matt Kuchar.....	110	71-68-66-75	280	327.00	172,500.00
Brandt Snedeker.....	110	69-69-66-76	280	327.00	172,500.00
Mark Wilson.....	110	69-66-71-74	280	327.00	172,500.00
Stephen Ames.....	115	76-67-69-69	281	275.00	127,500.00
Bo Van Pelt.....	115	67-69-72-73	281	275.00	127,500.00
Bubba Watson.....	115	69-68-70-74	281	275.00	127,500.00
Steve Marino.....	118	66-77-68-71	282	262.50	108,750.00
Rory Sabbatini.....	118	66-70-72-74	282	262.50	108,750.00
Ian Poulter.....	120	69-71-68-75	283	250.00	90,500.00
John Senden.....	120	70-70-66-77	283	250.00	90,500.00
Mike Weir.....	120	72-69-71-71	283	250.00	90,500.00
Chad Campbell.....	123	70-70-72-72	284	227.50	64,875.00
Stewart Cink.....	123	72-74-70-68	284	227.50	\$64,875.00

Player	Pos.	Score	Total	FedExCup Points	Official Money
Retief Goosen.....	123	72-72-71-69	284	227.50	64,875.00
Anthony Kim.....	123	69-69-72-74	284	227.50	64,875.00
Kevin Sutherland.....	123	75-67-67-75	284	227.50	64,875.00
David Toms.....	123	68-71-69-76	284	227.50	64,875.00
Robert Allenby.....	29	75-74-67-69	285	210.00	53,250.00
Tim Clark.....	130	78-69-73-66	286	187.50	43,593.75
Jason Dufner.....	130	74-70-69-73	286	187.50	43,593.75
Charles Howell III.....	130	69-72-70-75	286	187.50	43,593.75
Freddie Jacobson.....	130	72-71-70-73	286	187.50	43,593.75
Dustin Johnson.....	130	69-73-71-73	286	187.50	43,593.75
Phil Mickelson.....	130	71-69-70-76	286	187.50	43,593.75
Ryan Moore.....	130	71-72-75-68	286	187.50	43,593.75
Nick Watney.....	130	70-71-73-72	286	187.50	43,593.75
Ernie Els.....	138	75-67-77-68	287	150.00	30,750.00
Hunter Mahan.....	138	73-73-69-72	287	150.00	30,750.00
John Mallinger.....	138	68-76-69-74	287	150.00	30,750.00
John Rollins.....	138	73-65-74-75	287	150.00	30,750.00
Heath Slocum.....	138	70-69-72-76	287	150.00	30,750.00
Scott Verplank.....	138	70-75-72-70	287	150.00	30,750.00
Charlie Wi.....	138	71-73-72-71	287	150.00	30,750.00
Angel Cabrera.....	145	73-75-69-71	288	122.50	22,575.00
Ben Crane.....	145	75-69-76-68	288	122.50	22,575.00
Brian Davis.....	145	71-70-72-75	288	122.50	\$22,575.00
Kenny Perry.....	145	77-69-70-72	288	122.50	22,575.00

Player	Pos.	Score	Total	FedExCup Points	Official Money
Jerry Kelly.....	149	76-73-69-71	289	102.50	18,712.50
Justin Leonard.....	149	73-69-75-72	289	102.50	18,712.50
Davis Love III.....	149	74-77-67-71	289	102.50	18,712.50
Pat Perez.....	149	72-71-73-73	289	102.50	18,712.50
Nathan Green.....	153	73-74-73-70	290	87.50	17,550.00
Steve Stricker.....	153	72-73-68-77	290	87.50	17,550.00
Woody Austin.....	155	76-72-72-71	291	72.50	17,025.00
Brian Gay.....	155	73-71-75-72	291	72.50	17,025.00
Bryce Molder.....	155	70-73-71-77	291	72.50	17,025.00
Geoff Ogilvy.....	155	68-73-75-75	291	72.50	17,025.00
Jason Bohn.....	159	71-74-74-73	292	57.50	16,575.00
Jason Day.....	159	71-73-75-73	292	57.50	16,575.00
Jonathan Byrd.....	161	69-79-73-72	293	42.50	16,125.00
Charley Hoffman.....	161	73-71-72-77	293	42.50	16,125.00
Jeff Overton.....	161	72-68-75-78	293	42.50	16,125.00
Webb Simpson.....	161	70-74-73-76	293	42.50	16,125.00
Y.E. Yang.....	65	71-78-73-75	297	30.00	15,750.00
Lucas Glover.....	66	74-75-71-79	299	25.00	15,600.00
Paul Goydos.....	67	74-72-73-81	300	20.00	15,450.00
J.B. Holmes.....	68	78-73-72-81	304	15.00	15,300.00

BMW Championship

2010



Dustin Johnson

Lemont, IL
Cog Hill Golf & Country Club

September 9-12, 2010

FedExCup Points: 2,500
Par/Yards: 35-36-71/7,616

Purse:\$7,500,000

LEADERS

First Round

Matt Kuchar.....	64 (-7)
Ryan Moore.....	65 (-6)
Ian Poulter.....	66 (-5)
Retief Goosen.....	67 (-4)
Charlie Wi.....	67 (-4)
Dustin Johnson.....	68 (-3)

Second Round

Matt Kuchar.....	136 (-6)
Charlie Wi.....	136 (-6)
Marc Leishman.....	137 (-5)
Paul Casey.....	138 (-4)
Luke Donald.....	138 (-4)
Retief Goosen.....	138 (-4)
Dustin Johnson.....	138 (-4)
Ian Poulter.....	138 (-4)

Third Round

Ryan Moore.....	205 (-8)
Dustin Johnson.....	206 (-7)
Matt Kuchar.....	206 (-7)
Charlie Wi.....	206 (-7)
Paul Casey.....	207 (-6)
Ian Poulter.....	207 (-6)

CUT: No cut. All 30 players completed 72 holes.

WEATHER: Thursday: Mostly sunny with highs in the lower 70s. Winds NE 5-10 mph. Friday: Mostly sunny with a high of 75 degrees. Winds ESE 8-15 mph. Saturday: Morning showers

turning into sunny skies in the afternoon. High of 71. Winds SW 6-12 mph. Sunday: Sunny and warmer. High of 79. Winds WSW 10-20 mph.

Player	Pos.	Score	Total	FedExCup Points	Official Money
DUSTIN JOHNSON.....	1	68-70-68-69	275	2,500.00	\$1,350,000.00
Paul Casey.....	2	69-69-69-69	276	1,500.00	810,000.00
K.J. Choi.....	3	71-69-69-69	278	700.00	360,000.00
Matt Kuchar.....	3	64-72-70-72	278	700.00	360,000.00
Ryan Moore.....	3	65-74-66-73	278	700.00	360,000.00
Kevin Na.....	3	70-69-69-70	278	700.00	360,000.00
Retief Goosen.....	7	67-71-71-70	279	450.00	251,250.00
Phil Mickelson.....	8	72-71-70-67	280	400.00	217,500.00
Steve Stricker.....	8	70-73-67-70	280	400.00	217,500.00
Charlie Wi.....	8	67-69-70-74	280	400.00	217,500.00
Marc Leishman.....	111	72-65-72-72	281	337.50	180,000.00
Camilo Villegas.....	111	70-70-71-70	281	337.50	180,000.00
Ernie Els.....	113	70-71-67-74	282	292.50	150,000.00
Ian Poulter.....	113	66-72-69-75	282	292.50	150,000.00
Jim Furyk.....	115	73-71-69-70	283	267.50	116,250.00
Zach Johnson.....	115	70-73-66-74	283	267.50	116,250.00
Adam Scott.....	115	71-69-72-71	283	267.50	116,250.00
David Toms.....	115	70-72-70-71	283	267.50	116,250.00
Nick Watney.....	115	70-74-70-69	283	267.50	116,250.00
Tiger Woods.....	115	73-72-68-70	283	267.50	116,250.00
Stewart Cink.....	121	70-73-71-70	284	245.00	84,000.00
Tim Clark.....	121	70-70-70-74	284	245.00	84,000.00
Justin Rose.....	121	68-71-71-74	284	245.00	84,000.00
Robert Allenby.....	124	72-70-72-71	285	222.50	60,750.00

Player	Pos.	Score	Total	FedExCup Points	Official Money
Greg Chalmers.....	124	72-69-68-76	285	222.50	\$60,750.00
Tom Gillis.....	124	70-72-76-67	285	222.50	60,750.00
Geoff Ogilvy.....	124	73-72-72-68	285	222.50	60,750.00
Michael Sim.....	124	72-70-72-71	285	222.50	60,750.00
Vijay Singh.....	124	70-77-68-70	285	222.50	60,750.00
Brian Gay.....	130	68-73-72-73	286	190.00	44,571.43
Charley Hoffman.....	130	70-71-70-69	286	190.00	44,571.43
Justin Leonard.....	130	72-71-75-68	286	190.00	44,571.43
Bryce Molder.....	130	74-72-72-68	286	190.00	44,571.43
Carl Pettersson.....	130	72-72-71-71	286	190.00	44,571.43
Vaughn Taylor.....	130	70-71-74-71	286	190.00	44,571.43
Bill Haas.....	130	70-73-69-74	286	190.00	44,571.43
Luke Donald.....	137	68-70-72-77	287	157.50	39,000.00
Matt Jones.....	137	71-70-73-73	287	157.50	39,000.00
Hunter Mahan.....	137	71-68-75-73	287	157.50	39,000.00
Rory McIlroy.....	137	76-74-68-69	287	157.50	39,000.00
Sean O'Hair.....	137	75-68-71-73	287	157.50	39,000.00
Brandt Snedeker.....	137	76-72-72-67	287	157.50	39,000.00
Ryan Palmer.....	143	73-72-71-72	288	137.50	27,000.00
Kevin Streelman.....	143	71-75-72-70	288	137.50	27,000.00
Ben Crane.....	145	76-77-67-69	289	125.00	23,250.00
Jason Dufner.....	145	74-72-72-73	289	125.00	23,250.00
Rickie Fowler.....	145	71-73-72-73	289	125.00	23,250.00
Freddie Jacobson.....	148	74-75-72-70	291	112.50	20,250.00

Player	Pos.	Score	Total	FedExCup Points	Official Money
Anthony Kim.....	148	70-75-72-74	291	112.50	\$20,250.00
Martin Laird.....	150	73-73-69-77	292	97.50	18,262.50
Rory Sabbatini.....	150	69-71-80-72	292	97.50	18,262.50
Heath Slocum.....	150	71-74-75-72	292	97.50	18,262.50
Bubba Watson.....	150	72-74-69-77	292	97.50	18,262.50
Brian Davis.....	1				

BMW Championship Summaries

BMW Championship

2011



Justin Rose

Lemont, IL
Cog Hill G&CC

September 15-18, 2011

FedExCup Points: 2,500

Purse: \$1,440,000

Par/Yards: 35-36-71/ 7,616

LEADERS		First Round	Second Round	Third Round
		Justin Rose 63 (-8)	Justin Rose 131 (-11)	Justin Rose 200 (-13)
		Webb Simpson..... 65 (-6)	Mark Wilson..... 131 (-11)	John Senden..... 204 (-9)
		Mark Wilson..... 65 (-6)	Webb Simpson..... 133 (-9)	Bill Haas..... 205 (-8)
		K.J. Choi..... 67 (-4)	John Senden..... 134 (-8)	Geoff Ogilvy 205 (-8)
		Jim Furyk..... 68 (-3)	Robert Allenby..... 136 (-6)	Webb Simpson..... 206 (-7)
		John Senden..... 68 (-3)	Bill Haas..... 136 (-6)	
		Camilo Villegas..... 68 (-3)		

CUT: No cut. 69 of 70 players completed 72 holes.

WEATHER: Thursday: Sunny and cold. High of 59, with a morning low of 39. Morning winds N 10-20 mph, shifting to N/NE 8-15 in the afternoon. Friday: Cloudy and cool with a high of 59

degrees. Winds SE 5-10 mph. Saturday: Partly cloudy and cool with a high of 68 degrees. Winds E/SE 6-12 mph. Sunday: Mostly cloudy with intermittent showers. High of 69. Winds S/SE 10-20 mph.

Player	Pos.	Score	Total	FedExCup Points	Official Money
JUSTIN ROSE.....1	63-68-69-71	271/-13	2,500.00	\$1,440,000.00	
John Senden.....2	68-66-70-69	273/-11	1,500.00	864,000.00	
Geoff Ogilvy.....3	69-68-68-69	274/-10	1,000.00	544,000.00	
Luke Donald.....4	75-66-67-68	276/-8	750.00	384,000.00	
Webb Simpson.....5	65-68-73-71	277/-7	550.00	320,000.00	
Jason Dufner.....16	71-68-71-68	278/-6	475.00	278,000.00	
Camilo Villegas.....16	68-73-71-66	278/-6	475.00	278,000.00	
Chez Reavie.....8	69-70-70-70	279/-5	425.00	248,000.00	
Brandt Jobe.....9	75-64-69-72	280/-4	400.00	232,000.00	
K.J. Choi.....110	67-71-73-70	281/-3	362.50	208,000.00	
David Toms.....110	71-66-73-71	281/-3	362.50	208,000.00	
Robert Allenby.....112	69-67-75-71	282/-2	297.50	162,000.00	
Sergio Garcia.....112	69-72-67-74	282/-2	297.50	162,000.00	
Martin Laird.....112	72-69-68-73	282/-2	297.50	162,000.00	
Y.E. Yang.....112	70-72-70-70	282/-2	297.50	162,000.00	
Keegan Bradley.....116	71-66-70-76	283/-1	262.50	116,000.00	
Bill Haas.....116	70-66-69-78	283/-1	262.50	116,000.00	
Jerry Kelly.....116	71-74-68-70	283/-1	262.50	116,000.00	
Ryan Moore.....116	74-69-74-66	283/-1	262.50	116,000.00	
Carl Pettersson.....116	70-72-72-69	283/-1	262.50	116,000.00	
Gary Woodland.....116	70-68-73-72	283/-1	262.50	116,000.00	
Aaron Baddeley.....122	71-71-75-67	284/E	225.00	68,444.45	
Matt Kuchar.....122	72-65-78-69	284/E	225.00	68,444.45	

Player	Pos.	Score	Total	FedExCup Points	Official Money
Chris Stroud.....122	72-67-76-69	284/E	225.00	\$68,444.45	
Nick Watney.....122	71-75-71-67	284/E	225.00	68,444.45	
Jim Furyk.....122	68-70-70-76	284/E	225.00	68,444.45	
Brandt Snedeker.....122	71-66-73-74	284/E	225.00	68,444.45	
Kyle Stanley.....122	72-69-72-71	284/E	225.00	68,444.45	
Jimmy Walker.....122	69-71-72-72	284/E	225.00	68,444.45	
Mark Wilson.....122	65-66-77-76	284/E	225.00	68,444.45	
Brian Davis.....131	74-70-72-69	285/1	187.50	46,400.00	
Brendon de Jonge.....131	75-64-74-72	285/1	187.50	46,400.00	
Lucas Glover.....131	70-69-75-71	285/1	187.50	46,400.00	
Zach Johnson.....131	69-70-72-74	285/1	187.50	46,400.00	
Chris Kirk.....131	74-69-70-72	285/1	187.50	46,400.00	
Cameron Tringale.....131	71-70-72-72	285/1	187.50	46,400.00	
Jonathan Byrd.....137	70-70-75-71	286/2	160.00	36,000.00	
Chad Campbell.....137	69-70-72-75	286/2	160.00	36,000.00	
Robert Karlsson.....137	69-71-74-72	286/2	160.00	36,000.00	
Sean O'Hair.....137	70-69-73-74	286/2	160.00	36,000.00	
Adam Scott.....137	74-70-74-68	286/2	160.00	36,000.00	
Ernie Els.....142	72-71-74-70	287/3	132.50	27,200.00	
Charles Howell III.....142	72-72-72-73	287/3	132.50	27,200.00	
Freddie Jacobson.....142	72-73-70-72	287/3	132.50	27,200.00	
Marc Leishman.....142	71-71-74-71	287/3	132.50	27,200.00	
Hunter Mahan.....142	69-72-72-74	287/3	132.50	27,200.00	

Player	Pos.	Score	Total	FedExCup Points	Official Money
Charl Schwartzel.....142	73-68-76-70	287/3	132.50	\$27,200.00	
Rickie Fowler.....148	69-72-75-72	288/4	115.00	21,920.00	
Jason Day.....149	77-65-73-74	289/5	102.50	19,960.00	
Spencer Levin.....149	73-70-72-74	289/5	102.50	19,960.00	
Ryan Palmer.....149	74-73-72-70	289/5	102.50	19,960.00	
Jhonattan Vegas.....149	73-73-74-69	289/5	102.50	19,960.00	
D.A. Points.....153	71-73-75-71	290/6	85.00	18,613.34	
Charley Hoffman.....153	75-69-73-73	290/6	85.00	18,613.34	
Bubba Watson.....153	78-68-72-72	290/6	85.00	18,613.34	
Phil Mickelson.....156	72-73-71-75	291/7	70.00	18,080.00	
Andres Romero.....156	77-66-73-75	291/7	70.00	18,080.00	
Bo Van Pelt.....156	76-74-70-71	291/7	70.00	18,080.00	
Steve Marino.....159	76-72-71-73	292/8	57.50	17,680.00	
Rory Sabbatini.....159	72-69-78-73	292/8	57.50	17,680.00	
Blake Adams.....61	74-68-77-74	293/9	50.00	17,440.00	
Scott Stallings.....62	71-70-76-77	294/10	45.00	17,280.00	
Johnson Wagner.....63	73-75-75-72	295/11	40.00	17,120.00	
George McNeill.....64	71-72-79-74	296/12	35.00	16,960.00	
Dustin Johnson.....165	76-72-73-77	298/14	27.50	16,720.00	
Scott Piercy.....165	77-68-80-73	298/14	27.50	16,720.00	
Vijay Singh.....67	76-75-75-73	299/15	20.00	16,480.00	
Brendan Steele.....68	78-75-75-72	300/16	15.00	16,320.00	
Tommy Gainey.....69	77-74-71-78	306/22	10.00	16,160.00	

BMW Championship

2012



Rory McIlroy

Carmel, IN
Crooked Stick Golf Club

September 6-9, 2012

FedExCup Points: 2,500

Purse: \$8,000,000

Par/Yards: 36-36-72/7,497

LEADERS		First Round	Second Round	Third Round
		Graham DeLaet..... 64 (-8)	Vijay Singh..... 131 (-13)	Phil Mickelson..... 200 (-16)
		Rory McIlroy..... 64 (-8)	Rory McIlroy..... 132 (-12)	Vijay Singh..... 200 (-16)
		Webb Simpson..... 64 (-8)	Ryan Moore..... 132 (-12)	Rory McIlroy..... 201 (-15)
		Bo Van Pelt..... 64 (-8)	Tiger Woods..... 132 (-12)	Lee Westwood..... 201 (-15)
		Vijay Singh..... 65 (-7)	Bo Van Pelt..... 133 (-11)	Robert Garrigus..... 202 (-14)
		Tiger Woods..... 65 (-7)	Lee Westwood..... 133 (-11)	Dustin Johnson..... 202 (-14)
				Adam Scott..... 202 (-14)

CUT: No cut. All 70 players completed 72 holes.

WEATHER: Thursday: Partly cloudy, with an afternoon high of 84. Winds SW at 5-10 mph. Friday: Due to the threat of afternoon thunderstorms, second-round tee times were moved up and played in threesomes off tee Nos. 1 and 10, between 8 a.m.-11:01 a.m. EDT. Mostly cloudy, with a high

of 84. Winds SW at 8-15 mph. Saturday: Due to overnight rains Friday (2.94 inches), third-round tee times were moved back to 11 a.m.-1:01 p.m. EDT off two tees in threesomes. The start of the third round was delayed by one hour until noon due to wet conditions. Partly cloudy and cooler, with a high of 69. Winds NW at 10-15 mph. Sunday: Partly cloudy and cool, with a high of 72. Winds NW at 10-15 mph.

Player	Pos.	Score	Total	FedExCup Points	Official Money
RORY MCILROY.....1	64-68-69-67	268/-20	2,500.00	\$1,440,000.00	
Phil Mickelson.....12	69-67-64-70	270/-18	1,250.00	704,000.00	
Lee Westwood.....12	68-65-68-69	270/-18	1,250.00	704,000.00	
Robert Garrigus.....14	67-69-66-69	271/-17	650.00	352,000.00	
Tiger Woods.....14	65-67-71-68	271/-17	650.00	352,000.00	
Dustin Johnson.....16	68-67-67-70	272/-16	475.00	278,000.00	
Adam Scott.....16	68-68-66-70	272/-16	475.00	278,000.00	
Vijay Singh.....8	65-66-69-73	273/-15	425.00	248,000.00	
Jim Furyk.....9	69-70-67-68	274/-14	400.00	232,000.00	
Ryan Moore.....110	66-66-73-70	275/-13	362.50	208,000.00	
Bo Van Pelt.....110	64-69-71-71	275/-13	362.50	208,000.00	
Zach Johnson.....112	67-69-68-72	276/-12	297.50	162,000.00	
Chris Kirk.....112	68-68-69-71	276/-12	297.50	162,000.00	
Ian Poulter.....112	68-68-69-71	276/-12	297.50	162,000.00	
Bubba Watson.....112	69-71-71-65	276/-12	297.50	162,000.00	
Greg Chalmers.....116	74-70-68-66	278/-10	257.50	108,600.00	
Tom Gillis.....116	69-67-73-69	278/-10	257.50	108,600.00	
Padraig Harrington.....116	70-65-70-73	278/-10	257.50	108,600.00	
Troy Huh.....116	70-66-73-69	278/-10	257.50	108,600.00	
John Matteson.....116	70-66-71-71	278/-10	257.50	108,600.00	
Seung-Yul Noh.....116	68-66-73-71	278/-10	257.50	108,600.00	
Louis Oosthuizen.....116	69-69-68-73	278/-10	257.50	108,600.00	
Justin Rose.....116	67-70-70-71	278/-10	257.50	108,600.00	
Ben Curtis.....124	70-69-68-72	279/-9	232.50	73,600.00	

Player	Pos.	Score	Total	FedExCup Points	Official Money
Sergio Garcia.....124	69-69-71-70	279/-9	232.50	\$73,600.00	
Kevin Na.....126	72-71-68-69	280/-8	222.50	62,800.00	
Steve Stricker.....126	68-73-68-71	280/-8	222.50	62,800.00	
Brendon de Jonge.....128	71-66-71-73	281/-7	202.50	53,200.00	
Luke Donald.....128	66-72-72-71	281/-7	202.50	53,200.00	
Jason Dufner.....128	72-67-73-69	281/-7	202.50	53,200.00	
Ernie Els.....128	68-71-69-73	281/-7	202.50	53,200.00	
Geoff Ogilvy.....128	68-71-74-68	281/-7	202.50	53,200.00	
Charl Schwartzel.....128	69-68-72-72	281/-7	202.50	53,200.00	
J.B. Holmes.....134	70-70-74-71	282/-6	180.00	43,200.00	
Graeme McDowell.....134	68-67-69-78	282/-6	180.00	43,200.00	
Kyle Stanley.....134	68-70-69-75	282/-6	180.00	43,200.00	
Graham DeLaet.....137	64-70-74-75	283/-5	162.50	36,800.00	
Bob Estes.....137	71-69-71-72	283/-5	162.50	36,800.00	
Scott Piercy.....137	72-71-72-68	283/-5	162.50	36,800.00	
Brandt Snedeker.....137	69-69-71-74	283/-5	162.50	36,800.00	
Ben Crane.....141	67-71-74-72	284/-4	142.50	30,400.00	
Rickie Fowler.....141	67-70-73-74	284/-4	142.50	30,400.00	
Brian Harman.....141	73-69-70-72	284/-4	142.50	30,400.00	
Charlie Wi.....141	70-72-72-70	284/-4	142.50	30,400.00	
Bill Haas.....145	71-64-72-78	285/-3	117.50	22,880.00	
Ryan Palmer.....145	66-73-73-73	285/-3	117.50	22,880.00	
Pat Perez.....145	72-72-67-74	285/-3	117.50	22,880.00	
Kevin Stadler.....145	69-73-73-70	285/-3	117.50	22,880.00	

Player	Pos.	Score	Total	FedExCup Points	Official Money
Johnson Wagner.....145	70-71-72-72	285/-3	117.50	\$22,880.00	
Nick Watney.....145	70-69-72-74	285/-3	117.50	22,880.00	
Jeff Overton.....151	74-72-67-73	286/-2	95.00	19,253.34	
Matt Every.....151	68-71-71-76	286/-2	95.00	19,253.34	
Webb Simpson.....151	64-7				

BMW Championship Summaries

BMW Championship

2013



Zach Johnson

Lake Forest, IL September 9-15, 2013
Conway Farms Golf Club

FedExCup Points: 2,500 (first)
Par/Yards: 35-36-71/7,149

Purse: \$8,000,000

LEADERS	First Round	Second Round	Third Round
	Brandt Snedeker63 (-8)	Jim Furyk131 (-11)	Jim Furyk200 (-13)
	Zach Johnson 64 (-7)	Brandt Snedeker131 (-11)	Steve Stricker201 (-12)
	Charl Schwartzel66 (-5)	Zach Johnson 134 (-8)	Brandt Snedeker202 (-11)
	Kevin Streelman66 (-5)	Ryan Moore136 (-6)	Zach Johnson203 (-10)
	Steve Stricker66 (-5)	Charl Schwartzel136 (-6)	Tiger Woods204 (-9)
	Tiger Woods66 (-5)	Jordan Spieth136 (-6)	
		Kevin Streelman136 (-6)	
		Nick Watney136 (-6)	

CUT: No cut. All 70 players completed 72 holes.

WEATHER: Thursday: Partly cloudy, with a high of 83. Winds NE at 10-15 mph. Friday: Partly cloudy and cool, with a high of 65. Winds NE at 10-15 mph. Saturday: Partly cloudy and pleasant, with a high of 71. Winds SSW at 7-12 mph. Sunday: Cloudy with light to heavy rain throughout the day. A total of .96 inches fell. High of 65. Winds S at 7-12 mph. Officials

suspended play at 10 a.m. due to heavy rain. Play resumed at 1:31 p.m. before officials suspended play ended again at 2:28 p.m. At 4 p.m. officials decided to suspend play for the day. Eleven groups still had not teed off and only six players finished their rounds. Monday: Mostly cloudy and breezy, with a high of 63. Winds NNE at 10-15, gusting to 20 mph. The final round resumed at 8 a.m.

Player	Pos.	Score	Total	FedExCup Points	Official Money
ZACH JOHNSON1	64-70-69-65	268/-16	2,500.00	\$1,440,000.00	
Nick Watney.....2	67-69-70-64	270/-14	1,500.00	864,000.00	
Jim Furyk.....3	72-59-69-71	271/-13	1,000.00	544,000.00	
Jason Day.....4	71-66-70-66	273/-11	562.50	315,000.00	
Luke Donald.....T4	70-70-67-66	273/-11	562.50	315,000.00	
Hunter Mahan.....T4	68-73-65-67	273/-11	562.50	315,000.00	
Steve Stricker.....T4	66-71-64-72	273/-11	562.50	315,000.00	
Matt Jones.....T8	69-71-67-67	274/-10	400.00	232,000.00	
Charl Schwartzel.....T8	66-70-69-69	274/-10	400.00	232,000.00	
Brandt Snedeker.....T8	63-68-71-72	274/-10	400.00	232,000.00	
Ryan Moore.....T11	67-69-69-70	275/-9	315.00	176,000.00	
Rory Sabbatini.....T11	69-71-66-69	275/-9	315.00	176,000.00	
Jimmy Walker.....T11	72-65-70-68	275/-9	315.00	176,000.00	
Tiger Woods.....T11	66-72-66-71	275/-9	315.00	176,000.00	
Roberto Castro.....15	68-69-71-68	276/-8	280.00	144,000.00	
Keegan Bradley.....T16	74-67-70-66	277/-7	272.50	132,000.00	
Jordan Spieth.....T16	71-65-73-68	277/-7	272.50	132,000.00	
Brendon de Jonge.....T18	71-68-70-70	279/-5	255.00	104,320.00	
Sergio Garcia.....T18	70-68-69-72	279/-5	255.00	104,320.00	
Billy Horschel.....T18	73-69-71-66	279/-5	255.00	104,320.00	
John Merrick.....T18	67-73-69-70	279/-5	255.00	104,320.00	
Gary Woodland.....T18	68-72-71-68	279/-5	255.00	104,320.00	
David Lynn.....T23	73-71-68-68	280/-4	240.00	83,200.00	
Chris Kirk.....T24	75-70-70-66	281/-3	227.50	68,200.00	

Player	Pos.	Score	Total	FedExCup Points	Official Money
Matt Kuchar.....T24	74-73-61-73	281/-3	227.50	\$68,200.00	
Webb Simpson.....T24	72-69-69-71	281/-3	227.50	68,200.00	
Bubba Watson.....T24	71-71-69-70	281/-3	227.50	68,200.00	
Graham DeLaet.....T28	70-73-72-67	282/-2	205.00	54,400.00	
Bill Haas.....T28	72-71-72-67	282/-2	205.00	54,400.00	
David Hearn.....T28	72-68-71-71	282/-2	205.00	54,400.00	
Adam Scott.....T28	67-73-75-67	282/-2	205.00	54,400.00	
Daniel Summerhays.....T28	72-70-68-72	282/-2	205.00	54,400.00	
Brian Davis.....T33	72-67-74-70	283/-1	177.50	42,266.67	
Phil Mickelson.....T33	70-74-68-71	283/-1	177.50	42,266.67	
Kevin Stadler.....T33	69-74-70-70	283/-1	177.50	42,266.67	
Kevin Streelman.....T33	66-70-74-73	283/-1	177.50	42,266.67	
Justin Rose.....T33	71-71-69-72	283/-1	177.50	42,266.67	
Henrik Stenson.....T33	72-70-67-74	283/-1	177.50	42,266.67	
Matt Every.....T39	79-66-69-70	284/E	150.00	32,800.00	
Rickie Fowler.....T39	77-68-68-71	284/E	150.00	32,800.00	
Russell Henley.....T39	74-70-70-70	284/E	150.00	32,800.00	
Charles Howell III.....T39	71-71-71-71	284/E	150.00	32,800.00	
Marc Leishman.....T39	73-71-71-69	284/E	150.00	32,800.00	
Angel Cabrera.....T44	71-72-73-69	285/1	125.00	24,864.00	
Jason Kokrak.....T44	70-73-71-71	285/1	125.00	24,864.00	
Bryce Molder.....T44	73-72-72-68	285/1	125.00	24,864.00	
Ian Poulter.....T44	73-73-69-70	285/1	125.00	24,864.00	
Nicholas Thompson.....T44	69-75-65-76	285/1	125.00	24,864.00	

Player	Pos.	Score	Total	FedExCup Points	Official Money
John Huh.....49	72-71-72-71	286/2	110.00	\$20,800.00	
Harris English.....50	70-74-71-72	287/3	105.00	20,160.00	
Jonas Blixt.....T51	72-73-73-70	288/4	95.00	19,253.34	
Ernie Els.....T51	71-71-74-72	288/4	95.00	19,253.33	
Chris Stroud.....T51	70-73-72-73	288/4	95.00	19,253.33	
Sang-Moon Bae.....T54	70-71-75-73	289/5	80.00	18,400.00	
Jason Dufner.....T54	71-73-72-73	289/5	80.00	18,400.00	
Boo Weekley.....T54	72-76-71-70	289/5	80.00	18,400.00	
Graeme McDowell.....T57	70-73-72-75	290/6	67.50	18,000.00	
D.A. Points.....T57	71-72-72-72	290/6	67.50	18,000.00	
Rory Mclroy.....T59	78-77-68-68	291/7	57.50	17,680.00	
Patrick Reed.....T59	72-78-70-71	291/7	57.50	17,680.00	
Brendan Steele.....61	75-68-72-77	292/8	50.00	17,440.00	
Kevin Chappell.....T62	77-72-73-71	293/9	40.00	17,120.00	
Dustin Johnson.....T62	74-75-72-72	293/9	40.00	17,120.00	
Michael Thompson.....T62	70-74-76-73	293/9	40.00	17,120.00	
Ken Duke.....T65	73-77-68-76	294/10	27.50	16,720.00	
Brian Gay.....T65	70-74-74-76	294/10	27.50	16,720.00	
Lee Westwood.....67	80-73-69-74	296/12	20.00	16,480.00	
Charley Hoffman.....68	78-76-70-73	297/13	15.00	16,320.00	
Scott Piercy.....T69	81-73-76-72	302/18	7.50	16,080.00	
Scott Stallings.....T69	75-71-73-83	302/18	7.50	16,080.00	

BMW Championship Summaries

BMW Championship

2014



Billy Horschel

Cherry Hills Village, CO September 1-7, 2014
Cherry Hills CC

FedExCup Points: 2,500 (first)
Par/Yards: 34-36--70/ 7,352

Purse: \$8,000,000

LEADERS		First Round	Second Round	Third Round
	Rory McIlroy	67 (-3)	Sergio Garcia	132 (-8)
	Jordan Spieth	67 (-3)	Ryan Palmer	133 (-7)
	Gary Woodland	67 (-3)	Billy Horschel	134 (-6)
	Kevin Chappell	68 (-2)	Rory McIlroy	134 (-6)
	Graham DeLaet	68 (-2)	Graham DeLaet	136 (-4)
	Matt Every	68 (-2)	Hideki Matsuyama	136 (-4)
	Sergio Garcia	68 (-2)	Bubba Watson	136 (-4)
	Chesson Hadley	68 (-2)		
	Russell Henley	68 (-2)		
	Billy Horschel	68 (-2)		
	Martin Kaymer	68 (-2)		
	Henrik Stenson	68 (-2)		

CUT: No cut. 66 of 69 players completed 72 holes.

WEATHER: Thursday: Partly cloudy, with a high of 71. Wind NNE at 6-12 mph. Officials suspended play for the day at 5:50 p.m., due to a dangerous situation. Nine players still

had holes to play. Friday: Play resumed at 11 a.m., after 0.6 inches of rain fell overnight. Partly cloudy, with the high in the low-70s. Wind NNE at 6-12 mph. Saturday: Partly cloudy, with a high of 71. Wind NNE at 6-12 mph. Sunday: Partly cloudy and warmer. High of 81. Wind ENE at 4-8 mph.

Player	Pos.	Score	Total	FedExCup Points	Official Money
BILLY HORSCHEL	1	68-66-63-69	266	2,500.00	\$1,440,000.00
Bubba Watson.....	2	70-66-66-66	268	1,500.00	864,000.00
Morgan Hoffmann.....	3	72-72-62-63	269	1,000.00	544,000.00
Rickie Fowler.....	T4	71-66-66-68	271	562.50	319,000.00
Jim Furyk.....	T4	70-68-67-66	271	562.50	319,000.00
Sergio Garcia.....	T4	68-64-72-67	271	562.50	319,000.00
Ryan Palmer.....	T4	69-64-67-71	271	562.50	319,000.00
Rory McIlroy.....	T8	67-67-72-66	272	400.00	232,000.00
Adam Scott.....	T8	71-66-69-66	272	400.00	232,000.00
Jordan Spieth.....	T8	67-70-68-67	272	400.00	232,000.00
Graham DeLaet.....	T11	68-68-69-68	273	350.00	200,000.00
Angel Cabrera.....	T12	71-72-66-65	274	297.50	162,000.00
Chesson Hadley.....	T12	68-70-68-68	274	297.50	162,000.00
J.B. Holmes.....	T12	71-68-67-68	274	297.50	162,000.00
Charl Schwartzel.....	T12	72-66-70-66	274	297.50	162,000.00
Kevin Chappell.....	T16	68-72-70-65	275	267.50	124,000.00
Ernie Els.....	T16	70-69-69-67	275	267.50	124,000.00
Bill Haas.....	T16	72-68-67-68	275	267.50	124,000.00
Martin Kaymer.....	T16	68-70-64-73	275	267.50	124,000.00
Camilo Villegas.....	T20	70-71-68-67	276	250.00	96,533.33
Hideki Matsuyama.....	T20	69-67-71-69	276	250.00	96,533.33
Jimmy Walker.....	T20	72-67-69-68	276	250.00	96,533.33


Player	Pos.	Score	Total	FedExCup Points	Official Money
Ben Crane.....	T23	70-70-68-69	277	227.50	\$69,200.00
Russell Knox.....	T23	74-69-72-62	277	227.50	69,200.00
Seung-Yul Noh.....	T23	70-71-67-69	277	227.50	69,200.00
John Senden.....	T23	73-66-70-68	277	227.50	69,200.00
Henrik Stenson.....	T23	68-69-72-68	277	227.50	69,200.00
Gary Woodland.....	T23	67-73-68-69	277	227.50	69,200.00
Jerry Kelly.....	T29	71-73-66-68	278	207.50	55,600.00
Daniel Summerhays.....	T29	75-68-71-64	278	207.50	55,600.00
Harris English.....	T31	71-71-67-70	279	192.50	48,500.00
George McNeill.....	T31	71-69-69-70	279	192.50	48,500.00
Carl Pettersson.....	T31	73-70-68-68	279	192.50	48,500.00
Cameron Tringale.....	T31	70-73-68-68	279	192.50	48,500.00
Justin Rose.....	35	69-71-70-71	280	180.00	43,200.00
Tim Clark.....	T36	71-69-70-71	281	160.00	36,057.15
Geoff Ogilvy.....	T36	73-69-69-70	281	160.00	36,057.15
Charles Howell III.....	T36	69-72-71-69	281	160.00	36,057.14
Chris Kirk.....	T36	71-70-71-69	281	160.00	36,057.14
Graeme McDowell.....	T36	73-72-69-67	281	160.00	36,057.14
Brian Stuard.....	T36	71-69-71-70	281	160.00	36,057.14
Brendon Todd.....	T36	73-67-72-69	281	160.00	36,057.14
Brian Harman.....	T43	73-71-71-67	282	135.00	28,000.00
Zach Johnson.....	T43	71-71-71-69	282	135.00	28,000.00

Player	Pos.	Score	Total	FedExCup Points	Official Money
Chris Stroud.....	T43	69-73-69-71	282	135.00	\$28,000.00
Stuart Appleby.....	T46	71-71-70-71	283	117.50	22,680.00
Erik Compton.....	T46	69-74-73-67	283	117.50	22,680.00
Matt Kuchar.....	T46	71-73-70-69	283	117.50	22,680.00
Kevin Na.....	T46	74-69-69-71	283	117.50	22,680.00
Matt Every.....	T50	68-73-71-72	284	100.00	19,680.00
Ryan Moore.....	T50	80-69-69-66	284	100.00	19,680.00
Kevin Stadler.....	T50	74-69-70-71	284	100.00	19,680.00
Charley Hoffman.....	T53	72-71-73-69	285	77.50	18,346.67
Freddie Jacobson.....	T53	73-71-66-75	285	77.50	18,346.67
Marc Leishman.....	T53	74-69-69-73	285	77.50	18,346.67
Webb Simpson.....	T53	73-72-69-71	285	77.50	18,346.67
Matt Jones.....	T53	73-73-70-69	285	77.50	18,346.67
Patrick Reed.....	T53	77-70-71-67	285	77.50	18,346.67
Russell Henley.....	T59	68-74-76-69	287	52.50	17,520.00
Will MacKenzie.....	T59	75-72-69-71	287	52.50	17,520.00
Hunter Mahan.....	T59	75-70-71-71	287	52.50	17,520.00
Kevin Streelman.....	T59	75-70-76-66	287	52.50	17,520.00
Steven Bowditch.....	T63	72-77-70-69	288	37.50	17,040.00
K.J. Choi.....	T63	69-74-69-76	288	37.50	17,040.00
William McGirt.....	65	71-71-76-73	291	30.00	16,800.00
Jason Bohn.....	66	74-71-75-72	292	25.00	16,640.00

BMW Championship Summaries

BMW Championship

2015



Jason Day

Lake Forest, IL
Conway Farms Golf Club

September 14-20, 2015

FedExCup Points: 2,000 (first)
Par/Yards: 35-36-71/7,198

Purse: \$8,250,000

LEADERS		First Round	Second Round	Third Round
	Jason Day	61 (-10)	Jason Day	Jason Day
	Daniel Berger	65 (-6)	Daniel Berger	Daniel Berger
	Harris English	65 (-6)	Brendon Todd	Scott Piercy
	Kevin Na	65 (-6)	Kevin Na	Rory McIlroy
	Jordan Spieth	65 (-6)	Jordan Spieth	Rickie Fowler
	Justin Thomas	65 (-6)		Dustin Johnson
	Bubba Watson	65 (-6)		Kevin Na

CUT: No cut. All 70 players started and 69 finished all 72 holes.

WEATHER: Thursday: Partly cloudy in the morning and early afternoon. Due to a dangerous weather situation, officials suspended play at 4:22 p.m., with 52 players remaining on the course. Officials suspended the first round for the day at 5:22 p.m. Friday: The first round resumed at 7:33 a.m., and concluded at 9:23 a.m. The second round began at 9 a.m. Mostly

cloudy, with a high of 77. Wind light and variable. Saturday: Officials pushed back third-round tee times to between 10 a.m. and 12:01 p.m., due to overnight rain Friday (2.5 inches), with substantial water on the course. Mostly sunny and cooler, with a high of 68. NNW wind at 10-20 mph. Sunday: Sunny, with a high of 70 and ESE wind at 5-10 mph.

Player	Pos.	Score	Total	FedExCup Points	Official Money
JASON DAY	1	61-63-69-69	262	2,000.00	\$1,485,000.00
Daniel Berger	2	65-64-70-69	268	1,200.00	891,000.00
Scott Piercy	3	67-65-67-70	269	760.00	561,000.00
Rickie Fowler	4	69-66-66-69	270	460.00	341,000.00
J.B. Holmes	4	70-65-67-68	270	460.00	341,000.00
Rory McIlroy	4	68-65-67-70	270	460.00	341,000.00
Dustin Johnson	7	71-62-68-70	271	340.00	257,125.00
Hideki Matsuyama	7	72-63-70-66	271	340.00	257,125.00
Cameron Tringale	7	72-64-69-66	271	340.00	257,125.00
Kevin Na	10	65-66-70-71	272	280.00	206,250.00
Henrik Stenson	10	71-63-71-67	272	280.00	206,250.00
Bubba Watson	10	65-70-72-65	272	280.00	206,250.00
Zach Johnson	13	68-69-72-64	273	223.33	145,750.00
George McNeill	13	67-65-72-69	273	223.33	145,750.00
Justin Rose	13	70-64-70-69	273	223.33	145,750.00
Jordan Spieth	13	65-66-72-70	273	223.33	145,750.00
Brendan Steele	13	68-67-68-70	273	223.33	145,750.00
Justin Thomas	13	65-67-70-71	273	223.33	145,750.00
Harris English	19	65-68-69-72	274	202.00	103,537.50
Bill Haas	19	68-67-73-66	274	202.00	103,537.50
Louis Oosthuizen	19	71-66-68-69	274	202.00	103,537.50
Nick Watney	19	68-66-71-69	274	202.00	103,537.50
Paul Casey	23	67-69-71-68	275	184.00	73,425.00

Player	Pos.	Score	Total	FedExCup Points	Official Money
Kevin Chappell	T23	66-69-68-72	275	184.00	\$73,425.00
Ryan Palmer	T23	67-67-73-68	275	184.00	73,425.00
Robert Streb	T23	71-67-70-67	275	184.00	73,425.00
Brendon Todd	T23	66-63-76-70	275	184.00	73,425.00
Keegan Bradley	T28	68-66-72-70	276	166.00	57,337.50
David Hearn	T28	74-69-69-64	276	166.00	57,337.50
Ryan Moore	T28	68-67-73-68	276	166.00	57,337.50
Patrick Reed	T28	68-69-69-70	276	166.00	57,337.50
James Hahn	T32	74-65-70-68	277	144.00	44,667.86
Billy Horschel	T32	71-69-70-67	277	144.00	44,667.86
Matt Jones	T32	72-66-72-67	277	144.00	44,667.86
Phil Mickelson	T32	68-70-72-67	277	144.00	44,667.86
Jimmy Walker	T32	69-69-71-68	277	144.00	44,667.86
Brendon de Jonge	T32	67-67-69-74	277	144.00	44,667.86
Hunter Mahan	T32	68-68-69-72	277	144.00	44,667.86
Sergio Garcia	T39	70-65-72-71	278	126.00	36,300.00
Fabian Gomez	T39	70-68-71-69	278	126.00	36,300.00
Steven Bowditch	T41	70-66-75-68	279	114.00	31,350.00
Kevin Kisner	T41	72-70-71-66	279	114.00	31,350.00
Matt Kuchar	T41	67-67-70-75	279	114.00	31,350.00
Daniel Summerhays	T41	70-67-66-71	279	114.00	31,350.00
Russell Knox	T45	74-68-68-70	280	102.00	26,400.00
Pat Perez	T45	72-71-71-66	280	102.00	26,400.00

Player	Pos.	Score	Total	FedExCup Points	Official Money
Tony Finau	T47	72-64-77-68	281	94.00	\$23,265.00
Danny Lee	T47	67-70-73-71	281	94.00	23,265.00
Russell Henley	T49	74-67-72-69	282	82.00	20,583.75
Brooks Koepka	T49	75-65-70-72	282	82.00	20,583.75
David Lingmerth	T49	73-65-70-74	282	82.00	20,583.75
William McGirt	T49	71-72-69-70	282	82.00	20,583.75
Sangmoon Bae	T53	74-70-67-72	283	62.00	18,920.00
Zac Blair	T53	70-70-74-69	283	62.00	18,920.00
Brian Harman	T53	66-69-72-76	283	62.00	18,920.00
Charley Hoffman	T53	72-71-70-70	283	62.00	18,920.00
Sean O'Hair	T53	68-72-71-72	283	62.00	18,920.00
Ian Poulter	T53	70-68-74-71	283	62.00	18,920.00
Shawn Stefani	59	72-71-71-70	284	48.00	18,315.00
Chris Kirk	T60	72-72-71-70	285	42.00	18,067.50
Gary Woodland	T60	69-71-70-75	285	42.00	18,067.50
Jerry Kelly	T62	71-73-71-71	286	34.00	17,737.50
Troy Merritt	T62	73-70-71-72	286	34.00	17,737.50
Jason Bohm	T64	71-71-71-74	287	26.00	17,407.50
Webb Simpson	T64	71-76-71-69	287	26.00	17,407.50
Brandt Snedeker	66	71-77-69-72	289	20.00	17,160.00
Rory Sabbatini	67	72-73-73-72	290	16.00	16,995.00
Ben Martin	T68	73-71-80-71	295	10.00	16,747.50
Bryce Molder	T68	77-71-69-78	295	10.00	16,747.50


The following players did not finish
(W=withdres)

W-Jim Furyk

BMW Championship Summaries

BMW Championship

2016



Dustin Johnson

Carmel, IN September 5-11, 2016
Crooked Stick Golf Club

FedExCup Points: 2,000 (first)
Par/Yards: 36-36-72/7,567

Purse: \$8,500,000

LEADERS	First Round	Second Round	Third Round
	Roberto Castro 65 (-7)	Roberto Castro 130 (-14)	Dustin Johnson 198 (-18)
	Brian Harman 66 (-6)	Dustin Johnson 130 (-14)	Paul Casey 201 (-15)
	Paul Casey 67 (-5)	Paul Casey 133 (-11)	J.B. Holmes 202 (-14)
	Jason Dufner 67 (-5)	J.B. Holmes 134 (-10)	Roberto Castro 204 (-12)
	David Hearn 67 (-5)	Chris Kirk 134 (-10)	Matt Kuchar 205 (-11)
	Dustin Johnson 67 (-5)		Adam Scott 205 (-11)
	William McGirt 67 (-5)		

CUT: No cut. 68 of the 69 players who started completed 72 holes.

morning rain, round three was delayed until 12:30 p.m., 90 minutes later from the scheduled start time of 11 a.m. Overcast, with light showers throughout the afternoon. Temperatures reached into the upper 70s. Wind WSW at 10-20 mph, with gusts to 25 mph. **Sunday:** Sunny, with a high of 75. Wind NNE 4-8 mph.

WEATHER: **Thursday:** Partly cloudy, with a high of 87. Wind S 5-10 mph. Due to inclement weather, round one was suspended from 1:27 p.m. until 5 p.m. Due to darkness, play was suspended at 7:56 p.m. **Friday:** Round one resumed at 7:59 a.m. and was completed at 10:39 a.m. Mostly cloudy, with a high of 81. Wind S 5-10 mph. **Saturday:** Due to heavy overnight and

Player	Pos.	Score	Total	FedExCup Points	Official Money
DUSTIN JOHNSON .. 1	67-63-68-67	265	2,000.00	1,530,000.00	
Paul Casey	2	67-66-68-67	268	1,200.00	918,000.00
Roberto Castro	3	65-65-74-67	271	760.00	578,000.00
J.B. Holmes	T4	69-65-68-74	276	416.00	323,850.00
Matt Kuchar	T4	68-69-68-71	276	416.00	323,850.00
Ryan Palmer	T4	73-64-69-70	276	416.00	323,850.00
Charl Schwartzel	T4	70-70-72-64	276	416.00	323,850.00
Adam Scott	T4	69-69-67-71	276	416.00	323,850.00
Jordan Spieth	9	68-72-68-69	277	320.00	246,500.00
Daniel Berger	T10	70-68-71-69	278	280.00	212,500.00
Billy Horschel	T10	73-68-67-70	278	280.00	212,500.00
Chris Kirk	T10	68-66-73-71	278	280.00	212,500.00
Brian Harman	T13	66-72-71-70	279	228.00	159,375.00
Patrick Reed	T13	70-70-71-68	279	228.00	159,375.00
Brandt Snedeker	T13	72-71-69-67	279	228.00	159,375.00
Jimmy Walker	T13	74-69-70-66	279	228.00	159,375.00
Russell Knox	T17	71-69-69-71	280	212.00	127,500.00
Jason Kokrak	T17	69-70-72-69	280	212.00	127,500.00
Louis Oosthuizen	T17	71-69-74-66	280	212.00	127,500.00
Si Woo Kim	T20	71-68-71-71	281	198.00	99,025.00
William McGirt	T20	67-73-69-72	281	198.00	99,025.00
Kevin Na	T20	69-68-72-72	281	198.00	99,025.00
Bubba Watson	T20	71-67-72-71	281	198.00	99,025.00

Player	Pos.	Score	Total	FedExCup Points	Official Money
James Hahn	T24	69-71-70-72	282	174.00	\$65,768.75
Jim Herrman	T24	69-71-72-70	282	174.00	65,768.75
Hideki Matsuyama	T24	68-71-69-74	282	174.00	65,768.75
Phil Mickelson	T24	68-73-71-70	282	174.00	65,768.75
Scott Piercy	T24	73-70-71-68	282	174.00	65,768.75
Justin Rose	T24	74-70-70-68	282	174.00	65,768.75
Jhonattan Vegas	T24	69-72-70-71	282	174.00	65,768.75
Gary Woodland	T24	71-74-70-67	282	174.00	65,768.75
Branden Grace	T32	73-70-70-70	283	144.00	46,021.43
Emiliano Grillo	T32	73-68-72-70	283	144.00	46,021.43
Bill Haas	T32	73-72-67-71	283	144.00	46,021.43
David Hearn	T32	67-73-72-71	283	144.00	46,021.43
Brooks Koepka	T32	68-72-76-67	283	144.00	46,021.43
Justin Thomas	T32	71-71-73-68	283	144.00	46,021.43
Jamie Lovemark	T32	72-69-69-73	283	144.00	46,021.42
Luke Donald	T39	69-73-70-72	284	124.00	36,550.00
Kevin Kisner	T39	70-73-74-67	284	124.00	36,550.00
Kevin Streelman	T39	72-70-74-68	284	124.00	36,550.00
Billy Hurley III	T42	70-72-72-71	285	108.00	29,750.00
Zach Johnson	T42	73-69-72-71	285	108.00	29,750.00
Graeme McDowell	T42	73-67-73-72	285	108.00	29,750.00
Rory Mollroy	T42	68-72-73-72	285	108.00	29,750.00
Vaughn Taylor	T42	71-70-71-73	285	108.00	29,750.00

Player	Pos.	Score	Total	FedExCup Points	Official Money
Jon Curran	T47	69-71-71-75	286	88.00	\$22,474.00
Harris English	T47	71-69-75-71	286	88.00	22,474.00
Sergio Garcia	T47	69-68-76-73	286	88.00	22,474.00
Fabian Gomez	T47	68-71-76-71	286	88.00	22,474.00
Charles Howell III	T47	69-72-78-67	286	88.00	22,474.00
Charley Hoffman	T52	69-71-75-72	287	70.00	19,932.50
Marc Leishman	T52	74-75-71-67	287	70.00	19,932.50
Sean O'Hair	T52	75-66-74-72	287	70.00	19,932.50
Kyle Reifers	T52	73-72-70-72	287	70.00	19,932.50
Smylie Kaufman	T56	70-71-71-76	288	56.00	19,210.00
Brian Stuard	T56	75-70-73-70	288	56.00	19,210.00
Hudson Swafford	T56	73-72-69-74	288	56.00	19,210.00
Rickie Fowler	T59	75-71-71-72	289	48.00	18,870.00
Jason Dufner	T60	67-72-75-76	290	44.00	18,700.00
Aaron Baddeley	T61	71-71-74-76	292	36.00	18,360.00
Kevin Chappell	T61	75-71-70-76	292	36.00	18,360.00
David Lingmerth	T61	75-70-74-73	292	36.00	18,360.00
Ryan Moore	T64	73-74-71-76	294	26.00	17,935.00
Brendan Steele	T64	72-70-79-73	294	26.00	17,935.00
Tony Finau	T66	75-72-70-79	296	18.00	17,595.00
Ben Martin	T66	75-73-74-74	296	18.00	17,595.00
Daniel Summerhays	T68	77-69-76-78	300	12.00	17,340.00

The following players did not finish
(W=withdres)

W-211-Jason Day

BMW Championship Summaries

BMW Championship

Lake Forest, IL
Conway Farms GC

September 11-17, 2017

FedExCup Points: 2,000 (first)
Par/Yards: 35-36-71/7,208

Purse: \$8,750,000

2017



Marc Leishman

LEADERS	First Round	Second Round	Third Round
	Marc Leishman 62 (-9)	Marc Leishman 126 (-16)	Marc Leishman 194 (-19)
	Jason Day 64 (-7)	Jason Day 129 (-13)	Jason Day 199 (-14)
	Charley Hoffman 64 (-7)	Rickie Fowler 129 (-13)	Rickie Fowler 199 (-14)
	Jamie Lovemark 64 (-7)	Patrick Cantlay 132 (-10)	Justin Rose 201 (-12)
	Keegan Bradley 65 (-6)	Stewart Cink 133 (-9)	Scott Brown 202 (-11)
	Rafa Cabrera Bello 65 (-6)	Francesco Molinari 133 (-9)	Patrick Cantlay 202 (-11)
	Tony Finau 65 (-6)		Charley Hoffman 202 (-11)
	Rickie Fowler 65 (-6)		Matt Kuchar 202 (-11)
	Jordan Spieth 65 (-6)		Ryan Moore 202 (-11)
			Jon Rahm 202 (-11)
			Chez Reavie 202 (-11)

CUT: No cut. 69 of the 70 players who started the event completed 72 holes.

gusts to 16 mph. Sunday: Partly cloudy with a high of 80. Wind WSW 6-12 mph in the morning, switching to WNW wind at 5-10 mph in the afternoon.

WEATHER: Thursday: Due to fog, the first round was delayed 20 minutes. Sunny with a high of 77. Wind SSE 5-10 mph. **Friday:** Mostly sunny with a high of 82. Wind SSE 9-13 mph with gusts to 17 mph. **Saturday:** Dry and breezy with a high of 85. Wind SSE 8-12 mph with

Player	Pos.	Score	Total	FedExCup Points	Official Money
MARC LEISHMAN	1	62-64-68-67	261	2,000.00	\$1,575,000.00
Rickie Fowler	T2	65-64-70-67	266	980.00	770,000.00
Justin Rose	T2	67-68-66-65	266	980.00	770,000.00
Jason Day	4	64-65-70-69	268	540.00	420,000.00
Matt Kuchar	T5	67-68-67-67	269	420.00	332,500.00
Jon Rahm	T5	69-68-65-67	269	420.00	332,500.00
Tony Finau	T7	65-72-70-64	271	350.00	282,187.50
Jordan Spieth	T7	65-70-71-65	271	350.00	282,187.50
Patrick Cantlay	T9	67-65-70-70	272	300.00	236,250.00
Anirban Lahiri	T9	67-71-68-66	272	300.00	236,250.00
Webb Simpson	T9	66-73-65-68	272	300.00	236,250.00
Kevin Chappell	T12	69-67-70-67	273	218.50	156,406.25
Sergio Garcia	T12	68-68-68-69	273	218.50	156,406.25
Lucas Glover	T12	68-70-65-70	273	218.50	156,406.25
Brooks Koepka	T12	71-70-69-63	273	218.50	156,406.25
Francesco Molinari	T12	68-65-72-68	273	218.50	156,406.25
Pat Perez	T12	70-67-67-69	273	218.50	156,406.25
Chez Reavie	T12	68-67-67-71	273	218.50	156,406.25
Cameron Smith	T12	66-68-69-70	273	218.50	156,406.25
Scott Brown	T20	69-66-67-72	274	156.85	91,250.00
Zach Johnson	T20	67-71-72-64	274	156.85	91,250.00
Luke List	T20	68-70-67-69	274	156.85	91,250.00
Phil Mickelson	T20	66-69-69-70	274	156.85	91,250.00
Ryan Moore	T20	69-66-67-72	274	156.85	91,250.00

Player	Pos.	Score	Total	FedExCup Points	Official Money
Sean O'Hair	T20	70-69-66-69	274	156.85	\$91,250.00
Xander Schauffele	T20	72-70-65-67	274	156.85	91,250.00
Keegan Bradley	T27	65-72-68-70	275	115.00	60,812.50
Bud Cauley	T27	69-66-71-69	275	115.00	60,812.50
Stewart Cink	T27	67-66-70-72	275	115.00	60,812.50
Charley Hoffman	T27	64-71-67-73	275	115.00	60,812.50
Charl Schwartzel	T27	69-73-66-67	275	115.00	60,812.50
Gary Woodland	T27	67-67-72-69	275	115.00	60,812.50
Daniel Berger	T33	68-68-69-71	276	80.28	45,250.00
Rafa Cabrera Bello	T33	65-71-70-70	276	80.28	45,250.00
Paul Casey	T33	69-67-71-69	276	80.28	45,250.00
Bryson DeChambeau	T33	68-70-69-69	276	80.28	45,250.00
James Hahn	T33	68-68-69-71	276	80.28	45,250.00
Dustin Johnson	T33	71-72-69-64	276	80.28	45,250.00
Jamie Lovemark	T33	64-70-71-71	276	80.28	45,250.00
Adam Hadwin	T40	71-71-70-65	277	58.00	35,000.00
Brian Harman	T40	69-69-70-69	277	58.00	35,000.00
Ian Poulter	T40	69-69-70-69	277	58.00	35,000.00
Hudson Swafford	T40	68-66-73-70	277	58.00	35,000.00
Mac Hughes	T44	67-68-69-74	278	44.66	28,875.00
Martin Laird	T44	73-69-70-66	278	44.66	28,875.00
Brendan Steele	T44	68-66-72-72	278	44.66	28,875.00
Russell Henley	T47	66-71-70-72	279	37.00	23,537.50
Hideki Matsuyama	T47	72-68-70-69	279	37.00	23,537.50

Player	Pos.	Score	Total	FedExCup Points	Official Money
Kyle Stanley	T47	70-68-71-70	279	37.00	\$23,537.50
Justin Thomas	T47	67-70-71-71	279	37.00	23,537.50
Grayson Murray	T51	71-70-71-68	280	31.00	21,262.50
Henrik Stenson	T51	72-66-69-73	280	31.00	21,262.50
Bill Haas	T53	71-69-71-70	281	24.72	20,160.00
Sung Kang	T53	73-68-68-72	281	24.72	20,160.00
Kevin Na	T53	73-73-72-63	281	24.72	20,160.00
Robert Streb	T53	67-69-75-70	281	24.72	20,160.00
Kevin Tway	T53	73-70-66-72	281	24.72	20,160.00
Jason Dufner	T58	74-66-72-70	282	20.40	19,337.50
Emiliano Grillo	T58	70-72-72-68	282	20.40	19,337.50
Si Woo Kim	T58	72-71-72-67	282	20.40	19,337.50
Rory McIlroy	T58	72-69-70-71	282	20.40	19,337.50
Billy Horschel	T62	68-74-71-70	283	18.40	18,900.00
Louis Oosthuizen	T63	77-74-66-67	284	17.20	18,637.50
Jhonattan Vegas	T63	71-68-74-71	284	17.20	18,637.50
Patrick Reed	T65	72-72-71-70	285	16.00	18,375.00
Ollie Schniederjans	T66	73-70-66-77	286	15.20	18,200.00
Charles Howell III	T67	68-76-69-74	287	14.00	17,937.50
Kevin Kisner	T67	71-71-75-70	287	14.00	17,937.50
Wesley Bryan	T69	76-71-72-69	288	12.80	17,675.00


The following players did not finish
(W=withdres)

W-Danny Lee

BMW Championship Summaries

BMW Championship

2018



Keegan Bradley

Newtown Square, PA
Aronimink Golf Club

September 3-9, 2018

FedExCup Points: 2,000 (first)
Par/Yards: 35-35-70/7,267

Purse: \$9,000,000

LEADERS		First Round	Second Round	Third Round
	Rory McIlroy	62 (-8)	Xander Schauffele 127 (-13)	Justin Rose 193 (-17)
	Tiger Woods	62 (-8)	Justin Rose 129 (-11)	Rory McIlroy 194 (-16)
	Xander Schauffele	63 (-7)	Keegan Bradley 130 (-10)	Xander Schauffele 194 (-16)
	Billy Horschel	64 (-6)	Rickie Fowler 130 (-10)	Tommy Fleetwood 195 (-15)
	Alex Noren	64 (-6)	Hideki Matsuyama 130 (-10)	Rickie Fowler 195 (-15)
	Justin Thomas	64 (-6)	Alex Noren 130 (-10)	Keegan Bradley 196 (-14)
	Peter Uihlein	64 (-6)		
	Keegan Bradley	66 (-4)		

CUT: No cut. 68 of the 69 players completed 72 holes.

WEATHER: Thursday: Partly cloudy. High of 90. Wind SW 5-10 mph. Friday: Mostly cloudy. High of 79. Wind NE 5-10 mph. Saturday: Due to heavy overnight rain, the start to round three was delayed until noon ET. Cloudy. High of 70. Wind NE 6-12 mph. Sunday: Heavy rain throughout the

day led to the final round moving to Monday. High of 56. Wind ENE 6-14 mph. Monday: Intermittent showers throughout the day. High of 65. Wind E 8-12 mph, gusting to 17 mph.

Player	Pos.	Score	Total	FedExCup Points	Official Money
KEEGAN BRADLEY	1	66-64-66-64-260	2,000.00	\$1,620,000.00	
Justin Rose	2	66-63-64-67-260	1,200.00	972,000.00	
Billy Horschel	T3	64-67-66-64-261	650.00	522,000.00	
Xander Schauffele	T3	63-64-67-67-261	650.00	522,000.00	
Rory McIlroy	5	62-69-63-68-262	440.00	360,000.00	
Webb Simpson	T6	66-67-65-65-263	380.00	312,750.00	
Tiger Woods	T6	62-70-66-65-263	380.00	312,750.00	
Tony Finau	T8	68-64-67-65-264	310.00	252,000.00	
Tommy Fleetwood	T8	71-62-62-69-264	310.00	252,000.00	
Rickie Fowler	T8	65-65-65-69-264	310.00	252,000.00	
Francesco Molinari	T8	70-63-64-67-264	310.00	252,000.00	
Kevin Na	T12	70-62-67-66-265	242.66	189,000.00	
Justin Thomas	T12	64-67-66-68-265	242.66	189,000.00	
Gary Woodland	T12	66-66-66-67-265	242.66	189,000.00	
Hideki Matsuyama	T15	66-64-67-69-266	220.00	162,000.00	
Andrew Putnam	T16	67-66-66-68-267	204.00	144,000.00	
Bubba Watson	T16	71-65-65-66-267	204.00	144,000.00	
Aaron Wise	T16	65-67-68-67-267	204.00	144,000.00	
Bryson DeChambeau	T19	67-70-64-67-268	172.00	109,080.00	
Adam Hadwin	T19	69-69-63-67-268	172.00	109,080.00	
Brooks Koepka	T19	69-68-65-66-268	172.00	109,080.00	
Jason Kokrak	T19	69-65-67-67-268	172.00	109,080.00	
Patrick Reed	T19	69-65-64-70-268	172.00	109,080.00	

Player	Pos.	Score	Total	FedExCup Points	Official Money
Jason Day	T24	67-64-68-70-269	136.00	\$74,700.00	
Charles Howell III	T24	68-65-70-68-269	136.00	74,700.00	
Dustin Johnson	T24	70-68-64-67-269	136.00	74,700.00	
Alex Noren	T24	64-66-70-69-269	136.00	74,700.00	
Jon Rahm	T24	66-69-65-69-269	136.00	74,700.00	
Byeong-Hun An	T29	65-67-68-70-270	109.00	59,850.00	
Austin Cook	T29	71-67-63-69-270	109.00	59,850.00	
Tyrrell Hatton	T29	69-68-69-64-270	109.00	59,850.00	
Henrik Stenson	T29	66-69-67-68-270	109.00	59,850.00	
Beau Hossler	T33	67-67-68-69-271	91.00	51,975.00	
Zach Johnson	T33	68-68-68-67-271	91.00	51,975.00	
Brice Garnett	T35	70-67-67-68-272	80.00	46,350.00	
Andrew Landry	T35	68-70-66-68-272	80.00	46,350.00	
Fed Potter, Jr.	T35	68-64-67-73-272	80.00	46,350.00	
C.T. Pan	T38	67-67-71-68-273	68.00	40,500.00	
Chez Reavie	T38	68-70-67-68-273	68.00	40,500.00	
Peter Uihlein	T38	64-70-71-68-273	68.00	40,500.00	
Rafa Cabrera Bello	T41	70-68-70-66-274	54.00	34,200.00	
Si Woo Kim	T41	71-68-66-69-274	54.00	34,200.00	
Chris Kirk	T41	69-68-69-68-274	54.00	34,200.00	
Marc Leishman	T41	74-66-66-68-274	54.00	34,200.00	
Brian Gay	T45	66-71-69-69-275	39.00	25,740.00	
Luke List	T45	70-66-67-72-275	39.00	25,740.00	

Player	Pos.	Score	Total	FedExCup Points	Official Money
Keith Mitchell	T45	67-67-67-74-275	39.00	\$25,740.00	
Scott Piercy	T45	70-64-65-76-275	39.00	25,740.00	
J.J. Spaun	T45	67-68-69-71-275	39.00	25,740.00	
Kyle Stanley	T45	67-70-65-73-275	39.00	25,740.00	
Abraham Ancer	T51	69-68-68-71-276	29.00	21,465.00	
Ryan Armour	T51	65-67-68-76-276	29.00	21,465.00	
Ian Poulter	T51	68-70-67-71-276	29.00	21,465.00	
Adam Scott	T51	74-68-66-68-276	29.00	21,465.00	
Patrick Cantlay	T55	71-65-70-71-277	23.20	20,520.00	
Pat Perez	T55	69-70-68-70-277	23.20	20,520.00	
Jordan Spieth	T55	67-71-66-73-277	23.20	20,520.00	
Kevin Kisner	T58	72-67-69-70-278	20.80	19,980.00	
Phil Mickelson	T58	73-72-67-66-278	20.80	19,980.00	
Louis Oosthuizen	T58	79-68-68-69-278	20.80	19,980.00	
Emiliano Grillo	T61	67-70-71-71-279	18.40	19,440.00	
Chesson Hadley	T61	69-69-71-70-279	18.40	19,440.00	
Patton Kizzire	T61	68-71-67-73-279	18.40	19,440.00	
Brendan Steele	T64	74-69-69-68-280	16.80	19,080.00	
Ryan Palmer	T65	70-69-70-73-282	15.60	18,810.00	
Cameron Smith	T65	71-71-68-72-282	15.60	18,810.00	
Brandt Snedeker	T67	71-69-71-72-283	14.40	18,540.00	
Brian Harman	T68	69-72-76-75-292	13.60	18,360.00	

The following players did not finish
(W=withdres)

W-Paul Casey

BMW Championship Summaries

BMW Championship

2019



Justin Thomas

Medinah, IL
Medinah CC

August 12-18, 2019
Par/Yards: 36-36-72/7,657

FedExCup Points: 2,000 (first)

Purse: \$9,250,000

LEADERS

First Round

Justin Thomas	65 (-7)
Jason Kokrak	65 (-7)
Patrick Cantlay	66 (-6)
Joel Dahmen	66 (-6)
Brandt Snedeker	66 (-6)
Lucas Glover	66 (-6)
Jim Furyk	66 (-6)

Second Round

Hideki Matsuyama	132 (-12)
Patrick Cantlay	133 (-11)
Tony Finau	133 (-11)
Justin Thomas	134 (-10)

Third Round

Justin Thomas	195 (-21)
Tony Finau	201 (-15)
Patrick Cantlay	201 (-15)
Rory Sabbatini	202 (-14)
Jon Rahm	203 (-13)

CUT: No cut. 69 of the 70 players completed 72 holes.

WEATHER: Thursday: Sunny. High of 79. Wind NNE 8-12 mph with gusts of 15. Friday: Partly cloudy. High of 79. Wind S 10-15 mph with gusts to 17 mph. Saturday: Mix of sun and clouds with isolated showers. Due to dangerous weather situation, the third round was

suspended at 11:29 a.m. CT and resumed at 12:45 p.m. CT for a total delay of one hour, 16 minutes. Wind SSW 6-12 mph. Sunday: Mostly cloudy with isolated showers. Wind WSW 13-18 mph with gusts of 25. Overnight and morning rainfall totaled 0.08" bringing the weekly rainfall total to 1.94

Player	Pos.	Score	Total	FedExCup Points	Official Money
JUSTIN THOMAS	1	65-69-61-68	263	2,000.00	\$1,665,000.00
Patrick Cantlay	2	66-67-68-65	266	1,200.00	999,000.00
Hideki Matsuyama	3	69-63-73-63	268	760.00	629,000.00
Tony Finau	4	67-66-68-69	270	540.00	444,000.00
Jon Rahm	5	68-69-66-69	272	420.00	351,500.00
Brandt Snedeker	6	66-71-67-68	272	420.00	351,500.00
Corey Conners	7	69-66-69-69	273	350.00	298,312.50
Lucas Glover	8	66-69-69-69	273	350.00	298,312.50
Kevin Kisner	9	68-68-69-69	274	310.00	259,000.00
Adam Scott	10	67-71-69-67	274	310.00	259,000.00
Tommy Fleetwood	11	70-66-70-69	275	245.60	196,100.00
Rickie Fowler	12	67-70-68-70	275	245.60	196,100.00
Sungjae Im	13	70-72-66-67	275	245.60	196,100.00
Louis Oosthuizen	14	70-69-68-68	275	245.60	196,100.00
Kevin Tway	15	69-67-70-69	275	245.60	196,100.00
J.T. Poston	16	68-74-66-68	276	204.00	148,000.00
Rory Sabbatini	17	67-68-67-74	276	204.00	148,000.00
Vaughn Taylor	18	73-70-67-66	276	204.00	148,000.00
Jason Kokrak	19	65-73-70-69	277	172.00	112,110.00
Marc Leishman	20	72-71-67-67	277	172.00	112,110.00
Rory McIlroy	21	69-67-70-71	277	172.00	112,110.00
Patrick Reed	22	68-71-68-70	277	172.00	112,110.00
Xander Schauffele	23	67-68-70-72	277	172.00	112,110.00

Player	Pos.	Score	Total	FedExCup Points	Official Money
Paul Casey	T24	70-70-67-71	278	139.00	\$78,856.25
Joel Dahmen	T24	66-71-69-72	278	139.00	78,856.25
Brooks Koepka	T24	68-71-72-67	278	139.00	78,856.25
Webb Simpson	T24	70-72-67-69	278	139.00	78,856.25
Byeong Hun An	T28	71-70-69-69	279	118.00	65,675.00
Abraham Ancer	T28	68-72-69-70	279	118.00	65,675.00
Si Woo Kim	T28	70-67-71-71	279	118.00	65,675.00
Wyndham Clark	T31	69-73-65-73	280	92.00	53,650.00
Emiliano Grillo	T31	72-70-68-70	280	92.00	53,650.00
Joaquin Niemann	T31	74-65-69-72	280	92.00	53,650.00
C.T. Pan	T31	71-67-70-72	280	92.00	53,650.00
Ian Poulter	T31	70-70-71-69	280	92.00	53,650.00
Gary Woodland	T31	70-73-64-73	280	92.00	53,650.00
Billy Horschel	T37	71-73-69-68	281	66.00	40,700.00
Charles Howell III	T37	70-69-73-69	281	66.00	40,700.00
Ryan Moore	T37	71-69-69-72	281	66.00	40,700.00
Scott Piercy	T37	67-73-70-71	281	66.00	40,700.00
Scott Spieth	T37	70-71-70-70	281	66.00	40,700.00
Tiger Woods	T37	71-71-67-72	281	66.00	40,700.00
Keegan Bradley	T43	69-74-68-71	282	45.20	30,525.00
Adam Hadwin	T43	67-68-71-76	282	45.20	30,525.00
Troy Merritt	T43	69-76-71-66	282	45.20	30,525.00
Ryan Palmer	T43	68-72-70-72	282	45.20	30,525.00

Player	Pos.	Score	Total	FedExCup Points	Official Money
Andrew Putnam	T43	71-69-73-69	282	45.20	\$30,525.00
Bryson DeChambeau	T48	71-71-71-70	283	35.00	23,865.00
Shane Lowry	T48	72-74-68-69	283	35.00	23,865.00
Phil Mickelson	T48	70-73-69-71	283	35.00	23,865.00
Collin Morikawa	T48	67-73-72-71	283	35.00	23,865.00
Jason Day	T52	70-71-69-74	284	26.24	21,571.00
Dylan Frittelli	T52	72-69-71-72	284	26.24	21,571.00
Matt Kuchar	T52	71-70-73-70	284	26.24	21,571.00
Keith Mitchell	T52	72-74-67-71	284	26.24	21,571.00
Justin Rose	T52	68-73-73-70	284	26.24	21,571.00
Jim Furyk	T57	66-72-75-72	285	21.20	20,627.50
Dustin Johnson	T57	70-72-72-71	285	21.20	20,627.50
Graeme McDowell	T57	69-72-73-71	285	21.20	20,627.50
Chez Reavie	T57	67-68-74-76	285	21.20	20,627.50
Max Homa	T61	70-67-71-78	286	18.80	20,072.50
Francesco Molinari	T61	72-73-68-73	286	18.80	20,072.50
Rafa Cabrera Bello	T63	69-72-74-72	287	17.20	19,702.50
Sung Kang	T63	69-73-73-72	287	17.20	19,702.50
Cameron Champ	T65	71-68-78-71	288	15.20	19,240.00
J.B. Holmes	T65	69-71-76-72	288	15.20	19,240.00
Adam Long	T65	72-70-71-75	288	15.20	19,240.00
Harold Varner III	T68	72-74-71-72	289	13.60	18,870.00
Nate Lashley	T69	72-73-70-76	291	12.80	18,685.00

The following players did not finish (W=withdrew)
W—Kevin Na

BMW Championship Summaries

BMW Championship

2020



Jon Rahm

Ol ympia Fields, Illinois
Ol ympia Fields Country Club (North)

August 27-30, 2020

FedExCup Points: 1,500 (winner)
Par/Yards: 70/7,366

Purse: \$9,500,000

LEADERS		First Round	Second Round	Third Round
		Hideki Matsuyama..... 67 (-3)	Patrick Cantlay..... 139 (-1)	Hideki Matsuyama..... 209 (-1)
		Tyler Duncan..... 68 (-2)	Rory McIlroy..... 139 (-1)	Dustin Johnson..... 209 (-1)
		Mackenzie Hughes..... 69 (-1)	Hideki Matsuyama..... 140 (E)	Joaquin Niemann..... 211 (+1)
		10 players..... 70 (E)	Dustin Johnson..... 140 (E)	Mackenzie Hughes..... 211 (+1)
		Jon Rahm..... 75 (T51)	Adam Scott..... 141 (+1)	Adam Scott..... 211 (+1)
			Brendon Todd..... 141 (+1)	Jon Rahm..... 212 (+2)
			Louis Oosthuizen..... 141 (+1)	Sebastian Munoz..... 212 (+2)
			Tony Finau..... 141 (+1)	Kevin Kisner..... 212 (+2)
			Billy Horschel..... 141 (+1)	Bubba Watson..... 212 (+2)
			Jon Rahm..... 146 (T39)	Brendon Todd..... 212 (+2)
				Rory McIlroy..... 212 (+2)

CUT: No cut. 69 of the 70 players completed 72 holes.

WEATHER: Thursday: Partly cloudy, with a high of 92. Wind WSW 15-20 mph. Friday: Partly cloudy. High of 91. Wind SW 10-18 mph. Saturday: Mostly cloudy. High of 78. Wind NW 9-17 mph. Sunday: Partly cloudy. High of 77. Wind E 6-12 mph.

Player	Pos.	Score	FedExCup Pts	Money
JON RAHM	1	75 71 66 64 276/ -4	1,500.00	1,710,000.00
Dustin Johnson	2	71 69 69 67 276/ -4	900.00	1,026,000.00
Hideki Matsuyama	T3	67 73 69 69 278/ -2	487.50	551,000.00
Joaquin Niemann	T3	72 71 68 67 278/ -2	487.50	551,000.00
Tony Finau.....	5	70 71 73 65 279/ -1	330.00	384,750.00
Matt Fitzpatrick.....	T6	70 75 68 67 280/ E	285.00	337,250.00
Jason Kokrak.....	T6	74 71 69 66 280/ E	285.00	337,250.00
Sebastián Muñoz.....	T8	70 75 67 69 281/ 1	247.50	285,000.00
Brendon Todd.....	T8	73 68 71 69 281/ 1	247.50	285,000.00
Lanto Griffin.....	T10	70 73 70 69 282/ 2	217.50	247,000.00
Mackenzie Hughes.....	T10	69 73 69 71 282/ 2	217.50	247,000.00
Byeong Hun An.....	T12	73 74 68 68 283/ 3	177.75	192,375.00
Patrick Cantlay.....	T12	71 68 75 69 283/ 3	177.75	192,375.00
Brian Harman.....	T12	72 73 69 69 283/ 3	177.75	192,375.00
Rory McIlroy.....	T12	70 69 73 71 283/ 3	177.75	192,375.00
Paul Casey.....	T16	73 72 71 68 284/ 4	150.00	147,250.00
Tyrrell Hatton.....	T16	73 70 71 70 284/ 4	150.00	147,250.00
Bubba Watson.....	T16	72 70 70 72 284/ 4	150.00	147,250.00
Matthew Wolff.....	T16	72 71 74 67 284/ 4	150.00	147,250.00
Joel Dahmen.....	T20	71 77 71 66 285/ 5	123.00	106,780.00
Collin Morikawa.....	T20	76 73 68 68 285/ 5	123.00	106,780.00
Scottie Scheffler.....	T20	75 72 72 66 285/ 5	123.00	106,780.00
Cameron Smith.....	T20	75 73 68 69 285/ 5	123.00	106,780.00
Richy Werenski.....	T20	74 72 70 69 285/ 5	123.00	106,780.00
Daniel Berger.....	T25	73 74 69 70 286/ 6	90.75	69,468.75
Russell Henley.....	T25	74 69 70 73 286/ 6	90.75	69,468.75
Kevin Kisner.....	T25	72 70 70 74 286/ 6	90.75	69,468.75
Louis Oosthuizen.....	T25	72 69 74 71 286/ 6	90.75	69,468.75
Carlos Ortiz.....	T25	70 74 72 70 286/ 6	90.75	69,468.75
Xander Schauffele.....	T25	73 70 74 69 286/ 6	90.75	69,468.75
Adam Scott.....	T25	72 69 70 75 286/ 6	90.75	69,468.75
Justin Thomas.....	T25	73 74 71 68 286/ 6	90.75	69,468.75
Gary Woodland.....	T33	75 70 74 68 287/ 7	60.21	49,128.58
Abraham Ancer.....	T33	70 74 70 73 287/ 7	60.21	49,128.57
Corey Connors.....	T33	76 69 70 72 287/ 7	60.21	49,128.57

Player	Pos.	Score	FedExCup Pts	Money
Dylan Frittelli.....	T33	72 75 69 71 287/ 7	60.21	49,128.57
Billy Horschel.....	T33	70 71 74 72 287/ 7	60.21	49,128.57
Danny Lee.....	T33	73 72 74 68 287/ 7	60.21	49,128.57
Brendan Steele.....	T33	72 71 75 69 287/ 7	60.21	49,128.57
Harris English.....	T40	75 71 69 73 288/ 8	38.06	34,200.00
Adam Hadwin.....	T40	74 72 73 69 288/ 8	38.06	34,200.00
Jim Herman.....	T40	71 72 73 72 288/ 8	38.06	34,200.00
Viktor Hovland.....	T40	71 73 73 71 288/ 8	38.06	34,200.00
Maverick McNealy.....	T40	77 70 73 68 288/ 8	38.06	34,200.00
Alex Noren.....	T40	72 71 73 72 288/ 8	38.06	34,200.00
Ryan Palmer.....	T40	71 76 74 67 288/ 8	38.06	34,200.00
Patrick Reed.....	T40	73 71 72 72 288/ 8	38.06	34,200.00
Tyler Duncan.....	T48	68 76 77 68 289/ 9	27.75	25,365.00
Charles Howell III.....	T48	75 75 69 70 289/ 9	27.75	25,365.00
Bryson DeChambeau.....	50	73 70 75 72 290/ 10	25.50	23,940.00
Mark Hubbard.....	T51	70 77 69 75 291/ 11	21.00	22,496.00
Kevin Na.....	T51	72 74 71 74 291/ 11	21.00	22,496.00
Kevin Streelman.....	T51	76 80 66 69 291/ 11	21.00	22,496.00
Nick Taylor.....	T51	75 72 73 71 291/ 11	21.00	22,496.00
Tiger Woods.....	T51	73 75 72 71 291/ 11	21.00	22,496.00
Harry Higgs.....	T56	70 74 75 73 292/ 12	16.80	21,470.00
Sungjae Im.....	T56	77 74 72 69 292/ 12	16.80	21,470.00
Adam Long.....	T56	72 77 72 71 292/ 12	16.80	21,470.00
Max Homa.....	T59	74 72 70 77 293/ 13	14.40	20,710.00
Matt Kuchar.....	T59	75 76 69 73 293/ 13	14.40	20,710.00
J.T. Poston.....	T59	72 77 73 71 293/ 13	14.40	20,710.00
Robby Shelton.....	T59	75 72 71 75 293/ 13	14.40	20,710.00
Michael Thompson.....	T59	72 73 72 76 293/ 13	14.40	20,710.00
Jason Day.....	64	76 74 76 68 294/ 14	12.60	20,140.00
Cameron Champ.....	T65	77 74 70 74 295/ 15	11.40	19,760.00
Talor Gooch.....	T65	76 79 71 69 295/ 15	11.40	19,760.00
Tom Hoge.....	T65	71 73 75 76 295/ 15	11.40	19,760.00
Andrew Landry.....	68	77 75 74 75 301/ 21	10.20	19,380.00
Marc Leishman.....	69	80 78 79 73 310/ 30	9.60	19,190.00

BMW Championship Summaries

BMW Championship


Owings Mills, Maryland
 Caves Valley Golf Club

August 26-29, 2021
 Par/Yards: 72/7,542

FedExCup Points: 2,000 (winner)

Purse: \$9,500,000

2021



Patrick Cantlay

LEADERS	First Round	Second Round	Third Round
	Jon Rahm.....64 (-8)	Bryson DeChambeau.....128 (-16)	Bryson DeChambeau.....195 (-21)
	Rory McIlroy.....64 (-8)	Patrick Cantlay129 (-15)	Patrick Cantlay195 (-21)
	Sam Burns.....64 (-8)	Jon Rahm.....130 (-14)	Sungjae Im.....198 (-18)
	Sergio Garcia.....65 (-7)	Sungjae Im.....132 (-12)	Rory McIlroy.....199 (-17)
	Patrick Cantlay66 (T5)	Sergio Garcia.....132 (-12)	Abraham Ancer.....199 (-17)
			Sam Burns.....199 (-17)
			Sergio Garcia.....199 (-17)

36-HOLE CUT: No cut. All 69 professionals in the field completed 72 holes.

WEATHER: Thursday: Mostly sunny. High of 93. Wind SSE 5-10 mph. Friday: Partly cloudy. High of 80. Wind NNE 3-6 mph. Play was suspended due to a dangerous weather situation at 4:32 p.m. and resumed at 6:18 p.m. (1 hour, 46 minutes). Play was suspended due to

darkness at 7:40 p.m., with 15 players yet to complete their round. Saturday: The second round resumed at 8:31 a.m. and was completed at 9:58 a.m. The third round consisted of threesomes off Nos. 1 and 10 tees from 10:43 a.m. - 12:55 p.m. Partly Sunny. High of 87. Wind NNE 5-10 mph. Sunday: Mostly cloudy. High of 85. Wind ENE 4-8 mph.

Player	Pos.	Score	FedExCup Pts	Money
PATRICK CANTLAY	1	66 63 66 66	2,000.00	1,710,000.00
Bryson DeChambeau.....	2	68 60 67 66	1,200.00	1,026,000.00
Sungjae Im	3	67 65 66 67	760.00	646,000.00
Rory McIlroy	4	64 70 65 67	540.00	456,000.00
Erik van Rooyen.....	5	67 68 67 65	440.00	380,000.00
Sergio Garcia.....	T6	65 67 67 69	380.00	330,125.00
Dustin Johnson.....	T6	67 70 65 66	380.00	330,125.00
Sam Burns.....	8	64 70 65 70	340.00	294,500.00
Abraham Ancer.....	T9	66 67 66 71	300.00	256,500.00
Alex Noren.....	T9	71 66 67 66	300.00	256,500.00
Jon Rahm.....	T9	64 66 70 70	300.00	256,500.00
K.H. Lee.....	T12	69 69 66 67	242.66	199,500.00
Webb Simpson.....	T12	67 72 66 66	242.66	199,500.00
Harold Varner III.....	T12	67 70 69 65	242.66	199,500.00
Tony Finau.....	T15	67 72 70 63	216.00	166,250.00
Jason Kokrak.....	T15	73 68 65 66	216.00	166,250.00
Viktor Hovland.....	T17	70 69 68 66	188.00	133,000.00
Kevin Na.....	T17	72 65 69 67	188.00	133,000.00
Charl Schwartzel.....	T17	71 66 68 68	188.00	133,000.00
Hudson Swafford.....	T17	67 66 68 72	188.00	133,000.00
Aaron Wise.....	T17	69 66 71 67	188.00	133,000.00
Corey Connors.....	T22	70 70 69 65	152.50	95,000.00
Brooks Koepka.....	T22	70 67 69 68	152.50	95,000.00
Scottie Scheffler.....	T22	73 66 68 67	152.50	95,000.00
Justin Thomas.....	T22	68 71 69 66	152.50	95,000.00
Daniel Berger.....	T26	68 71 70 66	130.00	73,150.00
Harris English.....	T26	69 70 71 65	130.00	73,150.00
Shane Lowry.....	T26	71 68 71 65	130.00	73,150.00
Cam Davis.....	T29	73 67 67 69	106.00	61,750.00
Brian Harman.....	T29	69 69 70 68	106.00	61,750.00
Si Woo Kim.....	T29	74 71 65 66	106.00	61,750.00
Sebastián Muñoz.....	T29	67 68 72 69	106.00	61,750.00
Joaquin Niemann.....	T29	68 74 68 66	106.00	61,750.00
Patton Kizzire.....	T34	69 72 68 68	82.00	50,112.50
Cameron Smith.....	T34	68 72 69 68	82.00	50,112.50

Player	Pos.	Score	FedExCup Pts	Money
Jordan Spieth.....	T34	71 70 70 66	82.00	50,112.50
Lee Westwood.....	T34	71 70 67 69	82.00	50,112.50
Paul Casey.....	T38	68 68 70 72	58.00	38,000.00
Stewart Cink.....	T38	69 74 66 69	58.00	38,000.00
Lucas Glover.....	T38	68 67 73 70	58.00	38,000.00
Harry Higgs.....	T38	72 67 71 68	58.00	38,000.00
Charley Hoffman.....	T38	69 71 68 70	58.00	38,000.00
Matt Jones.....	T38	69 70 71 68	58.00	38,000.00
Louis Oosthuizen.....	T38	71 74 64 69	58.00	38,000.00
Jhonattan Vegas.....	T38	69 70 72 67	58.00	38,000.00
Emiliano Grillo.....	T46	67 73 73 66	41.00	28,500.00
Hideki Matsuyama.....	T46	67 69 72 71	41.00	28,500.00
Chris Kirk.....	48	71 71 68 70	38.00	26,030.00
Tom Hoge.....	T49	69 71 71 70	35.00	24,320.00
Xander Schauffele.....	T49	67 68 75 71	35.00	24,320.00
Marc Leishman.....	51	69 76 68 69	32.00	23,370.00
Branden Grace.....	T52	75 71 68 69	26.24	22,154.00
Billy Horschel.....	T52	71 72 73 67	26.24	22,154.00
Mackenzie Hughes.....	T52	69 71 70 73	26.24	22,154.00
Kevin Streelman.....	T52	71 70 70 72	26.24	22,154.00
Cameron Tringale.....	T52	73 71 70 69	26.24	22,154.00
Talor Gooch.....	T57	69 71 74 70	21.60	21,280.00
Keith Mitchell.....	T57	72 70 73 69	21.60	21,280.00
Ryan Palmer.....	T57	68 75 69 72	21.60	21,280.00
Keegan Bradley.....	T60	67 76 72 70	19.20	20,710.00
Russell Henley.....	T60	72 73 73 67	19.20	20,710.00
Robert Streb.....	T60	73 71 69 72	19.20	20,710.00
Max Homa.....	T63	72 72 73 69	16.80	20,140.00
Maverick McNealy.....	T63	69 70 70 77	16.80	20,140.00
Collin Morikawa.....	T63	72 75 70 69	16.80	20,140.00
Cameron Champ.....	T66	70 74 72 71	14.00	19,475.00
Kevin Kisner.....	T66	72 71 72 72	14.00	19,475.00
Phil Mickelson.....	T66	68 77 68 74	14.00	19,475.00
Carlos Ortiz.....	T66	68 74 75 70	14.00	19,475.00

BMW Championship Summaries

BMW Championship

2022



Patrick Cantlay

Wilmington, DE
Wilmington Country Club

Aug 18-21, 2022

FedExCup Points: 2,000 (winner)

Purse: \$15,000,000

Par/Yardage: 35-36--71/7534 yds.

LEADERS

Round 1

Keegan Bradley.....	64 (-7)
Adam Scott.....	65 (-6)
Shane Lowry.....	66 (-5)
Justin Thomas.....	66 (-5)
Harold Varner III.....	66 (-5)
Patrick Cantlay.....	68 (-3)

Round 2

Adam Scott.....	134 (-8)
Jordan Spieth.....	135 (-7)
Corey Connors.....	135 (-7)
Scottie Scheffler.....	135 (-7)
Cameron Young.....	135 (-7)
Patrick Cantlay.....	136 (-6)

Round 3

Patrick Cantlay.....	201 (-12)
Scott Stallings.....	202 (-11)
Xander Schauffele.....	202 (-11)
Scottie Scheffler.....	203 (-10)
Adam Scott.....	203 (-10)

CUT: No cut. 69 of the 70 players completed 72 holes.

WEATHER: Thursday: Mostly sunny. High of 85. Wind WNW 8-13 mph. Friday: Mostly sunny. High of 89. Wind SSW 7-12 mph. Saturday: Partly cloudy. High of 90. Wind SSE 7-13 mph, with gusts to 15 mph. Sunday: Mostly cloudy. High of 85. Wind SSE 7-13 mph, with gusts to 17 mph.

Player	Pos.	Score	FedExCup Pts	Money
PATRICK CANTLAY.....	1	68 68 65 69 270/-14	2,000.00	2,700,000.00
Scott Stallings.....	2	68 68 66 69 271/-13	1,200.00	1,620,000.00
Xander Schauffele.....	T3	67 69 66 71 273/-11	650.00	870,000.00
Scottie Scheffler.....	T3	68 67 68 70 273/-11	650.00	870,000.00
Corey Connors.....	T5	68 67 70 69 274/-10	400.00	547,500.00
K.H. Lee.....	T5	68 70 71 65 274/-10	400.00	547,500.00
Adam Scott.....	T5	65 69 69 71 274/-10	400.00	547,500.00
Rory McIlroy.....	T8	68 68 70 69 275/-9	310.00	420,000.00
Joaquin Niemann.....	T8	69 68 68 70 275/-9	310.00	420,000.00
Taylor Pendrith.....	T8	71 68 67 69 275/-9	310.00	420,000.00
Jon Rahm.....	T8	73 70 65 67 275/-9	310.00	420,000.00
Christiaan Bezuidenhout	T12	67 73 67 69 276/-8	242.66	315,000.00
Shane Lowry.....	T12	66 71 71 68 276/-8	242.66	315,000.00
Trey Mullinax.....	T12	71 68 69 68 276/-8	242.66	315,000.00
Lucas Herbert.....	T15	70 70 68 69 277/-7	208.00	247,500.00
Sungjae Im.....	T15	70 69 67 71 277/-7	208.00	247,500.00
Sahith Theegala.....	T15	72 68 69 68 277/-7	208.00	247,500.00
Aaron Wise.....	T15	69 68 67 73 277/-7	208.00	247,500.00
Sam Burns.....	T19	69 69 70 70 278/-6	176.00	188,250.00
Emiliano Grillo.....	T19	68 71 70 69 278/-6	176.00	188,250.00
Kurt Kitayama.....	T19	71 66 72 69 278/-6	176.00	188,250.00
Jordan Spieth.....	T19	68 67 74 69 278/-6	176.00	188,250.00
Tyrrell Hatton.....	T23	67 71 69 72 279/-5	142.40	133,500.00
Max Homa.....	T23	72 69 68 70 279/-5	142.40	133,500.00
Andrew Putnam.....	T23	73 68 66 72 279/-5	142.40	133,500.00
J.J. Spaun.....	T23	68 74 67 70 279/-5	142.40	133,500.00
Cameron Young.....	T23	67 68 72 72 279/-5	142.40	133,500.00
Tony Finau.....	T28	77 68 67 68 280/-4	115.00	104,250.00
Marc Leishman.....	T28	68 71 71 70 280/-4	115.00	104,250.00
Denny McCarthy.....	T28	68 72 66 74 280/-4	115.00	104,250.00
Sepp Straka.....	T28	72 72 68 68 280/-4	115.00	104,250.00
Maverick McNealy.....	T32	70 71 72 68 281/-3	94.00	88,750.00
Keith Mitchell.....	T32	74 66 70 71 281/-3	94.00	88,750.00
Brendan Steele.....	T32	76 67 65 73 281/-3	94.00	88,750.00

Player	Pos.	Score	FedExCup Pts	Money
Cam Davis.....	T35	69 67 75 71 282/-2	68.00	67,750.00
Brian Harman.....	T35	72 71 68 71 282/-2	68.00	67,750.00
Russell Henley.....	T35	67 71 72 72 282/-2	68.00	67,750.00
Billy Horschel.....	T35	69 73 69 71 282/-2	68.00	67,750.00
Viktor Hovland.....	T35	73 69 75 65 282/-2	68.00	67,750.00
Matt Kuchar.....	T35	69 71 70 72 282/-2	68.00	67,750.00
Hideki Matsuyama.....	T35	70 67 71 74 282/-2	68.00	67,750.00
Sebastián Muñoz.....	T35	70 74 69 69 282/-2	68.00	67,750.00
J.T. Poston.....	T35	72 69 68 73 282/-2	68.00	67,750.00
Adam Hadwin.....	T44	69 70 72 72 283/-1	43.50	48,000.00
Taylor Moore.....	T44	73 70 68 72 283/-1	43.50	48,000.00
Collin Morikawa.....	T44	67 72 65 79 283/-1	43.50	48,000.00
Alex Smalley.....	T44	69 76 69 69 283/-1	43.50	48,000.00
Matt Fitzpatrick.....	T48	69 73 71 71 284/E	35.00	38,700.00
Tom Hoge.....	T48	70 70 74 70 284/E	35.00	38,700.00
Kevin Kisner.....	T48	71 75 70 68 284/E	35.00	38,700.00
Harold Varner III.....	T48	66 71 71 76 284/E	35.00	38,700.00
Alex Noren.....	T52	72 69 72 72 285/1	29.00	35,700.00
Justin Thomas.....	T52	66 73 75 71 285/1	29.00	35,700.00
Tom Kim.....	T54	71 71 74 70 286/2	23.90	34,350.00
Mito Pereira.....	T54	74 73 70 69 286/2	23.90	34,350.00
Chez Reavie.....	T54	67 72 77 70 286/2	23.90	34,350.00
Davis Riley.....	T54	77 68 67 74 286/2	23.90	34,350.00
Keegan Bradley.....	T58	64 74 73 76 287/3	20.80	33,300.00
Mackenzie Hughes.....	T58	75 68 72 72 287/3	20.80	33,300.00
Troy Merritt.....	T58	69 72 73 73 287/3	20.80	33,300.00
Chris Kirk.....	T61	70 71 73 74 288/4	18.80	32,550.00
Luke List.....	T61	78 68 69 73 288/4	18.80	32,550.00
Cameron Tringale.....	63	72 69 76 72 289/5	17.60	32,100.00
Wyndham Clark.....	64	77 76 67 70 290/6	16.80	31,800.00
Seamus Power.....	65	71 68 77 75 291/7	16.00	31,500.00
Lucas Glover.....	66	75 70 71 76 292/8	15.20	31,200.00
Si Woo Kim.....	67	78 70 68 78 294/10	14.40	30,900.00
Will Zalatoris.....	W/D	70 69 139/-3	-	-

BMW Championship Summaries

BMW Championship

2023



Viktor Hovland

Olympia Fields CC (North)
Olympia Fields, IL

Aug 17-20, 2023
Par/Yardage: 35-35--70

FedExCup Points: 2,000 (first)
7366 yds.

Purse: \$20,000,000

LEADERS	First Round	Second Round	Third Round
	Rory McIlroy..... 65 (-5)	Max Homa 130 (-10)	Scottie Scheffler..... 199 (-11)
	Brian Harman..... 65 (-5)	Chris Kirk..... 132 (-8)	Matt Fitzpatrick..... 199 (-11)
	Matt Fitzpatrick..... 66 (-4)	Matt Fitzpatrick..... 133 (-7)	Brian Harman..... 200 (-10)
	Sahith Theegala..... 66 (-4)	Brian Harman..... 133 (-7)	Max Homa 201 (-9)
	Chris Kirk..... 66 (-4)	Scottie Scheffler..... 135 (-5)	Viktor Hovland..... 202 (-8)
	Wyndham Clark..... 66 (-4)	Rickie Fowler..... 135 (-5)	Rory McIlroy..... 202 (-8)
	Scottie Scheffler..... 66 (-4)	Harris English..... 135 (-5)	
	Rickie Fowler..... 66 (-4)	Justin Rose..... 135 (-5)	
	Viktor Hovland..... 69 (-1)	Rory McIlroy..... 135 (-5)	
		Viktor Hovland..... 137 (-3)	

CUT: No cut. 49 of the 50 players completed 72 holes.

WEATHER: **Thursday:** Mostly sunny. High of 85. Wind WNW 8-13 mph. **Friday:** Mostly sunny. High of 89. Wind SSW 7-12 mph. **Saturday:** Partly cloudy. High of 90. Wind SSE 7-13 mph, with gusts to 15 mph. **Sunday:** Mostly cloudy. High of 85. Wind SSE 7-13 mph, with gusts to 17 mph.

Player	Pos.	Score	Total	FedExCup Pts.	Money
VIKTOR HOVLAND	1	69 68 65 61	263/ -17	2,000.00	3,600,000.00
Matt Fitzpatrick	T2	66 67 66 66	265/ -15	980.00	1,760,000.00
Scottie Scheffler	T2	66 69 64 66	265/ -15	980.00	1,760,000.00
Rory McIlroy	4	65 70 67 66	268/ -12	540.00	990,000.00
Brian Harman	T5	65 68 67 69	269/ -11	420.00	790,000.00
Max Homa	T5	68 62 71 68	269/ -11	420.00	790,000.00
Sungjae Im	7	68 68 68 66	270/ -10	360.00	695,000.00
Russell Henley	T8	69 69 70 63	271/ -9	330.00	620,000.00
Xander Schauffele	T8	71 65 67 68	271/ -9	330.00	620,000.00
Corey Conners	T10	67 70 67 69	273/ -7	261.60	480,600.00
Harris English	T10	68 67 72 66	273/ -7	261.60	480,600.00
Tom Kim	T10	72 72 66 63	273/ -7	261.60	480,600.00
Denny McCarthy	T10	69 69 65 70	273/ -7	261.60	480,600.00
Andrew Putnam	T10	70 70 66 67	273/ -7	261.60	480,600.00
Sam Burns	T15	71 70 62 71	274/ -6	200.00	332,000.00
Patrick Cantlay	T15	68 68 71 67	274/ -6	200.00	332,000.00
Wyndham Clark	T15	66 71 68 69	274/ -6	200.00	332,000.00
Adam Svensson	T15	70 69 66 69	274/ -6	200.00	332,000.00
Sahith Theegala	T15	66 72 69 67	274/ -6	200.00	332,000.00
Cameron Young	T15	67 71 68 68	274/ -6	200.00	332,000.00
Tom Hoge	21	71 69 70 65	275/ -5	172.00	262,000.00
Lucas Glover	T22	70 67 69 70	276/ -4	156.00	229,000.00
J.T. Poston	T22	69 68 73 66	276/ -4	156.00	229,000.00
Justin Rose	T22	70 65 68 73	276/ -4	156.00	229,000.00
Eric Cole	T25	72 68 68 69	277/ -3	133.00	179,750.00

Player	Pos.	Score	Total	FedExCup Pts.	Money
Tommy Fleetwood.....	T25	70 67 69 71	277/ -3	133.00	179,750.00
Rickie Fowler	T25	66 69 73 69	277/ -3	133.00	179,750.00
Collin Morikawa.....	T25	67 70 72 68	277/ -3	133.00	179,750.00
Keegan Bradley.....	T29	71 68 71 68	278/ -2	115.00	156,500.00
Chris Kirk	T29	66 66 75 71	278/ -2	115.00	156,500.00
Emiliano Grillo	T31	73 69 71 67	280/ E	100.00	139,000.00
Si Woo Kim	T31	71 69 69 71	280/ E	100.00	139,000.00
Jon Rahm	T31	68 74 71 67	280/ E	100.00	139,000.00
Tyrrell Hatton.....	T34	70 72 68 71	281/ 1	84.00	122,000.00
Adam Schenk	T34	72 69 68 72	281/ 1	84.00	122,000.00
Jordan Spieth	T34	68 70 72 71	281/ 1	84.00	122,000.00
Tony Finau	T37	74 68 69 71	282/ 2	72.00	108,000.00
Patrick Rodgers.....	T37	71 73 70 68	282/ 2	72.00	108,000.00
Sepp Straka	T37	71 74 71 66	282/ 2	72.00	108,000.00
Cam Davis	40	73 66 72 72	283/ 3	64.00	100,000.00
Kurt Kitayama.....	T41	76 68 72 68	284/ 4	58.00	94,000.00
Brendon Todd	T41	71 72 71 70	284/ 4	58.00	94,000.00
Byeong Hun An.....	43	70 67 72 76	285/ 5	52.00	88,000.00
Adam Hadwin	44	72 70 72 72	286/ 6	48.00	84,000.00
Jason Day.....	T45	69 74 74 70	287/ 7	43.00	78,000.00
Lee Hodges	T45	74 72 73 68	287/ 7	43.00	78,000.00
Nick Taylor.....	47	71 72 74 73	290/ 10	40.00	72,000.00
Seamus Power	48	76 72 74 72	294/ 14	38.00	70,000.00
Taylor Moore	49	72 74 80 72	298/ 18	36.00	68,000.00
Hideki Matsuyama	W/D	71	71/ 1	-	-

TOUR Championship Summaries

TOUR Championship

2009



Phil Mickelson

Atlanta, GA
East Lake GC

September 24-27, 2009

FedExCup Points: 2,500 (1st) Purse: \$7,500,000
Par/Yards: 35-35-70/7,304

LEADERS		First Round	Second Round	Third Round
	Sean O'Hair.....	66 (-4)	Tiger Woods.....	135 (-5)
	Stewart Cink.....	67 (-3)	Padraig Harrington.....	136 (-4)
	Padraig Harrington.....	67 (-3)	Sean O'Hair.....	136 (-4)
	Tiger Woods.....	67 (-3)	Ernie Els.....	137 (-3)
	Lucas Glover.....	68 (-2)	Kenny Perry.....	138 (-2)
	Steve Marino.....	69 (-1)	Jerry Kelly.....	138 (-2)
	Retief Goosen.....	69 (-1)	Phil Mickelson.....	140 (T12)
	Dustin Johnson.....	69 (-1)	Kenny Perry.....	202 (-8)
	Phil Mickelson.....	73 (T26)	Tiger Woods.....	204 (-6)
			Phil Mickelson.....	206 (-4)
			Sean O'Hair.....	206 (-4)
			Padraig Harrington.....	207 (-3)
			Steve Marino.....	207 (-3)
			Steve Stricker.....	208 (-2)
			Ernie Els.....	208 (-2)

CUT: A field of 30 professionals with no cut.

WEATHER: Thursday: Partly cloudy and warm. Winds E-SE 4-8 mph. High of 85. Friday: Partly cloudy, hot and humid. Winds light and variable becoming W 4-8 mph. High of 87. Saturday:

Mostly cloudy and humid. Tee times were moved up to 8 a.m. to avoid strong showers and thunderstorms, which hit the course around 3 p.m. (45 minutes after the conclusion of play). Winds E-NE 5-10 mph. High of 78. Sunday: Partly cloudy and less humid. Winds W-NW 10-15 gusting to 20 mph. High of 79.

Player	Pos.	Score	FedExCup Pts	Money
PHIL MICKELSON.....	1	73-67-66-65	271	2,500.00
Tiger Woods.....	2	67-68-69-70	274	1,500.00
Sean O'Hair.....	3	66-70-70-69	275	1,000.00
Padraig Harrington.....	T4	67-69-71-69	276	650.00
Kenny Perry.....	T4	72-66-64-74	276	650.00
Steve Stricker.....	6	70-72-66-69	277	500.00
Jim Furyk.....	7	72-68-71-67	278	437.50
Steve Marino.....	T7	69-71-67-71	278	437.50
Ernie Els.....	9	71-66-71-71	279	400.00
Lucas Glover.....	T10	68-71-72-69	280	350.00
Jerry Kelly.....	T10	71-67-71-71	280	350.00
John Senden.....	T10	70-70-69-71	280	350.00
Angel Cabrera.....	T13	72-67-70-72	281	288.33
David Toms.....	T13	74-66-70-71	281	288.33
Nick Watney.....	T13	70-69-71-71	281	288.33
Zach Johnson.....	T16	70-72-73-67	282	272.50

Player	Pos.	Score	FedExCup Pts	Money
Geoff Ogilvy.....	T16	75-73-64-70	282	272.50
Y.E. Yang.....	18	71-75-66-71	283	265.00
Stewart Cink.....	T19	67-72-70-75	284	255.00
Jason Dufner.....	T19	71-68-73-72	284	255.00
Heath Slocum.....	T19	73-68-71-72	284	255.00
Scott Verplank.....	22	70-71-74-70	285	245.00
Retief Goosen.....	23	69-72-72-73	286	240.00
Hunter Mahan.....	24	71-73-72-71	287	235.00
Luke Donald.....	T25	70-71-78-69	288	227.50
Mike Weir.....	T25	72-72-70-74	288	227.50
Dustin Johnson.....	27	69-74-73-73	289	220.00
Brian Gay.....	T28	72-72-76-72	292	212.50
Marc Leishman.....	T28	70-74-70-78	292	212.50
Kevin Na.....	30	73-70-75-75	293	205.00

TOUR Championship

2010



Jim Furyk

Atlanta, GA
East Lake GC

September 23-26, 2010

FedExCup Points: 2,500 (1st) Purse: \$7,500,000
Par/Yards: 35-35-70/7,304

LEADERS		First Round	Second Round	Third Round
	Paul Casey.....	66 (-4)	Luke Donald.....	132 (-8)
	Luke Donald.....	66 (-4)	Jim Furyk.....	132 (-8)
	Geoff Ogilvy.....	66 (-4)	Geoff Ogilvy.....	133 (-7)
	Jim Furyk.....	67 (-3)	K.J. Choi.....	136 (-4)
	K.J. Choi.....	68 (-2)	Paul Casey.....	137 (-3)
			Retief Goosen.....	137 (-3)
			Kevin Na.....	137 (-3)
			Jim Furyk.....	202 (-8)
			Luke Donald.....	203 (-7)
			Retief Goosen.....	203 (-7)
			Geoff Ogilvy.....	205 (-5)
			Paul Casey.....	206 (-4)
			Kevin Na.....	206 (-4)

CUT: No cut. All 30 players completed 72 holes.

WEATHER: Thursday: Partly cloudy. High of 91. Winds SE at 6-12 mph. Friday: Partly cloudy. High of 89. Winds SSE at 4-8 mph. Saturday: Partly cloudy. High of 89. Winds variable at 4-8

mph. Sunday: Due to a forecast of thunderstorms, tee times were moved, starting at 9 a.m. Heavy rain and thunderstorms forced a suspension of play at 1:10 p.m. Play resumed at 3:01 p.m. Partly cloudy and cooler. High of 74. Winds variable at 4-8 mph.

Player	Pos.	Score	FedExCup Pts	Money
JIM FURYK.....	1	67-65-70-70	272	2,500.00
Luke Donald.....	2	66-66-71-70	273	1,500.00
Retief Goosen.....	3	71-66-66-71	274	1,000.00
Paul Casey.....	T4	66-71-69-69	275	650.00
Nick Watney.....	T4	71-74-63-67	275	650.00
Charley Hoffman.....	6	71-67-69-70	277	500.00
K.J. Choi.....	7	68-68-74-68	278	437.50
Ernie Els.....	T7	71-71-71-65	278	437.50
Zach Johnson.....	T9	74-72-66-67	279	362.50
Ryan Moore.....	T9	70-72-68-69	279	362.50
Kevin Streelman.....	T9	70-70-69-70	279	362.50
Camilo Villegas.....	T9	73-69-68-69	279	362.50
Tim Clark.....	T13	70-73-70-67	280	292.50
Geoff Ogilvy.....	T13	66-67-72-75	280	292.50
Hunter Mahan.....	T15	69-71-73-68	281	277.50
Justin Rose.....	T15	74-68-72-67	281	277.50

Player	Pos.	Score	FedExCup Pts	Money
Robert Allenby.....	T17	71-70-71-70	282	260.00
Ben Crane.....	T17	71-69-76-66	282	260.00
Jason Day.....	T17	69-69-71-73	282	260.00
Kevin Na.....	T17	69-68-69-76	282	260.00
Bubba Watson.....	T17	75-69-67-71	282	260.00
Dustin Johnson.....	T22	73-71-73-66	283	242.50
Phil Mickelson.....	T22	69-72-68-74	283	242.50
Bo Van Pelt.....	24	74-69-69-72	284	235.00
Matt Kuchar.....	T25	72-70-72-71	285	227.50
Steve Stricker.....	T25	74-68-68-75	285	227.50
Adam Scott.....	27	74-71-69-74	288	220.00
Ryan Palmer.....	28	74-72-73-70	289	215.00
Jeff Overton.....	29	75-70-73-73	291	210.00
Martin Laird.....	30	75-73-74-73	295	205.00

TOUR Championship Summaries

TOUR Championship

2011



Bill Haas

Atlanta, GA September 19-25, 2011 FedExCup Points: 2,500 (1st) Purse: \$8,000,000
East Lake GC Par/Yards: 35-35-70/7,319

LEADERS	First Round	Second Round	Third Round
	Keegan Bradley.....64 (-6)	Adam Scott.....132 (-8)	Aaron Baddeley.....201 (-9)
	Luke Donald.....66 (-4)	K.J. Choi.....133 (-7)	Hunter Mahan.....201 (-9)
	Jason Dufner.....66 (-4)	Jason Day.....134 (-6)	K.J. Choi.....203 (-7)
	Chez Reavie.....66 (-4)	Luke Donald.....134 (-6)	Jason Day.....203 (-7)
	Jason Day.....67 (-3)	Keegan Bradley.....135 (-5)	Luke Donald.....204 (-6)
	Charles Howell III.....67 (-3)	Bill Haas.....135 (-5)	Bill Haas.....204 (-6)
	Matt Kuchar.....67 (-3)	Hunter Mahan.....135 (-5)	
	Hunter Mahan.....67 (-3)	Bubba Watson.....135 (-5)	
	Adam Scott.....67 (-3)		
	Bill Haas.....68 (-2)		

CUT: No cut. All 30 players completed 72 holes.

WEATHER: Thursday: Mostly cloudy with afternoon showers. The first round was suspended at 5:23 p.m. with four players remaining on the golf course due to lightning in the area. Play

resumed at 5:55 p.m. High of 80. Winds SSE 5-10 mph. Friday: Mixture of sun and clouds. High of 80. Winds WNW 10-15 mph. Saturday: Mostly sunny with temperatures in the high 70s in the morning reaching the low 80s in the afternoon. Sunday: Mixture of sun and clouds. High of 85. Winds SSE 5-10 mph.

Player	Pos.	Score	FedExCup Pts	Money
BILL HAAS	1	68-67-69-68	272	2,500.00
Hunter Mahan.....	2	67-68-66-71	272	1,500.00
K.J. Choi.....	T3	68-65-70-70	273	766.66
Luke Donald.....	T3	66-68-70-69	273	766.66
Aaron Baddeley.....	T3	68-69-64-72	273	766.66
Jason Day.....	T6	67-67-69-71	274	458.33
Charles Howell III.....	T6	67-71-68-68	274	458.33
Adam Scott.....	T6	67-65-74-68	274	458.33
Bo Van Pelt.....	9	71-70-66-68	275	400.00
Phil Mickelson.....	10	68-70-67-71	276	375.00
Keegan Bradley.....	T11	64-71-72-70	277	337.50
Geoff Ogilvy.....	T11	69-68-72-68	277	337.50
Jason Dufner.....	T13	66-70-73-69	278	292.50
Gary Woodland.....	T13	72-68-72-66	278	292.50
Steve Stricker.....	15	68-70-69-72	279	280.00

Player	Pos.	Score	FedExCup Pts	Money
Fredrik Jacobson.....	T16	70-67-68-75	280	267.50
Vijay Singh.....	T16	74-67-70-69	280	267.50
Brandt Snedeker.....	T16	68-69-74-69	280	267.50
David Toms.....	T16	73-65-73-69	280	267.50
Matt Kuchar.....	T20	67-70-71-73	281	252.50
Justin Rose.....	T20	69-75-70-67	281	252.50
Webb Simpson.....	22	69-70-70-73	282	245.00
Dustin Johnson.....	T23	70-73-70-70	283	237.50
Bubba Watson.....	T23	71-64-79-69	283	237.50
John Senden.....	25	73-71-69-71	284	230.00
Chez Reavie.....	T26	66-77-68-74	285	220.00
Nick Watney.....	T26	72-67-72-74	285	220.00
Mark Wilson.....	T26	72-70-74-69	285	220.00
Y.E. Yang.....	29	72-70-75-72	289	210.00
Jonathan Byrd.....	30	70-74-73-75	292	205.00

TOUR Championship

2012



Brandt Snedeker

Atlanta, GA September 20-23, 2012 FedExCup Points: 2,500 (1st) Purse: \$8,000,000
East Lake Golf Course Par/Yards: 35-35-70/7,319

LEADERS	First Round	Second Round	Third Round
	Justin Rose.....66 (-4)	Jim Furyk.....133 (-7)	Justin Rose.....202 (-8)
	Tiger Woods.....66 (-4)	Justin Rose.....134 (-6)	Brandt Snedeker.....202 (-8)
	Matt Kuchar.....67 (-3)	Bo Van Pelt.....135 (-5)	Ryan Moore.....204 (-6)
	Scott Piercy.....67 (-3)	Bubba Watson.....35 (-5)	Jim Furyk.....205 (-5)
	Steve Stricker.....67 (-3)	Dustin Johnson.....136 (-4)	Rory McIlroy.....205 (-5)
	Bo Van Pelt.....67 (-3)	Matt Kuchar.....136 (-4)	Bubba Watson.....205 (-5)
	Brandt Snedeker.....68 (-2)	Brandt Snedeker.....138 (-2)	

CUT: No cut. All 30 players completed 72 holes.

WEATHER: Thursday: Mostly sunny, with some clouds early in the day. High of 80. Winds W at 5-10 mph. Friday: Partly cloudy. High of 83. Winds SW at 8-12 mph. Saturday: Partly cloudy and breezy.

Temperatures in the mid 80s. Winds W at 10-15 mph. Sunday: Sunny. Temperatures in the mid 70s. Winds NW at 10-15 mph, gusting to 20 mph.

Player	Pos.	Score	FedExCup Pts	Money
BRANDT SNEDEKER	1	68-70-64-68	270	2,500.00
Justin Rose.....	2	66-68-68-71	273	1,500.00
Luke Donald.....	T3	71-69-67-67	274	875.00
Ryan Moore.....	T3	69-70-65-70	274	875.00
Webb Simpson.....	T5	71-68-70-66	275	525.00
Bubba Watson.....	T5	69-66-70-70	275	525.00
Jim Furyk.....	7	69-64-72-72	277	450.00
Hunter Mahan.....	T8	68-73-71-66	278	412.50
Tiger Woods.....	T8	66-73-67-72	278	412.50
Robert Garrigus.....	T10	68-69-69-73	279	327.00
Dustin Johnson.....	T10	69-67-73-70	279	327.00
Matt Kuchar.....	T10	67-69-70-73	279	327.00
Rory McIlroy.....	T10	69-68-68-74	279	327.00
Bo Van Pelt.....	T10	67-68-71-73	279	327.00
Sergio Garcia.....	T15	69-73-71-68	281	272.50

Player	Pos.	Score	FedExCup Pts	Money
Zach Johnson.....	T15	68-69-70-74	281	272.50
Phil Mickelson.....	T15	69-71-72-69	281	272.50
Scott Piercy.....	T15	67-73-71-70	281	272.50
Adam Scott.....	19	68-73-70-72	283	260.00
Jason Dufner.....	T20	70-70-71-73	284	252.50
Carl Pettersson.....	T20	71-67-75-71	284	252.50
Steve Stricker.....	22	67-73-73-73	286	245.00
Keegan Bradley.....	T23	70-73-70-74	287	235.00
Rickie Fowler.....	T23	71-68-72-76	287	235.00
Louis Oosthuizen.....	T23	70-71-69-77	287	235.00
John Senden.....	26	72-68-73-75	288	225.00
Ernie Els.....	27	72-75-71-71	289	220.00
Nick Watney.....	28	75-74-70-74	293	215.00
John Huh.....	29	74-70-73-77	294	210.00
Lee Westwood.....	30	72-73-76-74	295	205.00

TOUR Championship Summaries

TOUR Championship

2013



Henrik Stenson

Atlanta, GA
East Lake GC

September 16-20, 2013

FedExCup Points: 2,500 (1st) Purse: \$8,000,000
Par/Yards: 35-35-70/7,307

LEADERS	First Round	Second Round	Third Round
	Henrik Stenson 64 (-6)	Henrik Stenson 130 (-10)	Henrik Stenson 199 (-11)
	Adam Scott 65 (-5)	Adam Scott 134 (-6)	Dustin Johnson 203 (-7)
	Billy Horschel 66 (-4)	Jordan Spieth 135 (-5)	Steve Stricker 205 (-5)
	Steve Stricker 66 (-4)	Billy Horschel 136 (-4)	Billy Horschel 206 (-4)
	Roberto Castro 67 (-3)	Dustin Johnson 136 (-4)	Zach Johnson 206 (-4)
		Justin Rose 136 (-4)	Justin Rose 206 (-4)
			Jordan Spieth 206 (-4)

CUT: No cut. All 30 players completed 72 holes.

WEATHER: Thursday: Mostly sunny. High of 82. Winds E at 5-10 mph shifting to SE. Friday: Partly cloudy and warmer. High of 86. Winds light and variable. Saturday: Rain beginning at 10:30

a.m. and continuing throughout the end of the round. High of 73. Winds S at 4-8 mph. Due to inclement weather, officials moved the first tee time to 7:30 a.m. (from 9:05 a.m.) and players teed off in threesomes rather than twosomes. Sunday: Partly cloudy and less humid. High of 82. Winds NNE at 4-8 mph.

Player	Pos.	Score	FedExCup Pts	Money
HENRIK STENSON	1	64-66-69-68	267	2,500.00
Jordan Spieth	T2	68-67-71-64	270	1,250.00
Steve Stricker	T2	66-71-68-65	270	1,250.00
Webb Simpson	4	68-71-69-63	271	750.00
Dustin Johnson	5	68-68-67-69	272	550.00
Justin Rose	6	68-68-70-67	273	500.00
Billy Horschel	T7	66-70-70-68	274	437.50
Zach Johnson	T7	69-68-69-68	274	437.50
Roberto Castro	T9	67-71-72-65	275	375.00
Jason Dufner	T9	74-70-66-65	275	375.00
Sergio Garcia	T9	68-71-69-67	275	375.00
Keegan Bradley	T12	72-65-72-67	276	312.50
Phil Mickelson	T12	71-67-70-68	276	312.50
Jason Day	T14	68-74-68-67	277	277.50
Jim Furyk	T14	70-68-73-66	277	277.50
Adam Scott	T14	65-69-74-69	277	277.50

Player	Pos.	Score	FedExCup Pts	Money
Nick Watney	T14	72-65-70-70	277	277.50
Brendon de Jonge	T18	70-72-71-65	278	262.50
Luke Donald	T18	70-70-67-71	278	262.50
Hunter Mahan	T20	70-69-71-69	279	252.50
Brandt Snedeker	T20	69-75-67-68	279	252.50
Gary Woodland	T22	70-67-71-72	280	242.50
Tiger Woods	T22	73-71-69-67	280	242.50
Bill Haas	T24	70-69-69-74	282	232.50
Kevin Streelman	T24	69-72-74-67	282	232.50
Matt Kuchar	T26	69-74-69-71	283	222.50
D.A. Points	T26	72-67-70-74	283	222.50
Graham Delaet	28	68-71-72-73	284	215.00
Charl Schwartzel	29	68-79-77-66	290	210.00
Boo Weekley	30	70-75-73-74	292	205.00

TOUR Championship

2014



Billy Horschel

Atlanta, GA
East Lake GC

September 8-14, 2014

FedExCup Points: 2,500 (1st) Purse: \$8,000,000
Par/Yards: 35-35-70/7,307

LEADERS	First Round	Second Round	Third Round
	Billy Horschel 66 (-4)	Billy Horschel 132 (-8)	Billy Horschel 201 (-9)
	Chris Kirk 66 (-4)	Jason Day 134 (-6)	Rory McIlroy 201 (-9)
	Jason Day 67 (-3)	Chris Kirk 134 (-6)	Jim Furyk 203 (-7)
	Jim Furyk 67 (-3)	Rory McIlroy 134 (-6)	Jason Day 204 (-6)
	Patrick Reed 67 (-3)	Jim Furyk 136 (-4)	Rickie Fowler 204 (-6)
	Bubba Watson 67 (-3)	Ryan Palmer 136 (-4)	Justin Rose 204 (-6)
		Cameron Tringale 136 (-4)	

CUT: No cut. All 29 players completed 72 holes.

WEATHER: Thursday: Partly cloudy and warm. High of 88. Wind WSW at 7-12 mph. Friday: Partly cloudy and warm. High in the upper 80s. Wind WNW at 5-10 mph. Saturday: Cloudy. High

of 84. Wind NNW at 7-12 mph. Sunday: Mostly cloudy. High of 80. Wind ENE at 7-12 mph.

Player	Pos.	Score	FedExCup Pts	Money
BILLY HORSCHTEL	1	66-66-69-68	269	2,500.00
Jim Furyk	T2	67-69-67-69	272	1,250.00
Rory McIlroy	T2	69-65-67-71	272	1,250.00
Chris Kirk	T4	66-68-71-68	273	600.00
Jason Day	T4	67-67-70-69	273	600.00
Justin Rose	T4	72-66-66-69	273	600.00
Ryan Palmer	7	69-67-69-69	274	450.00
Rickie Fowler	8	69-68-67-71	275	425.00
Sergio Garcia	T9	69-71-70-66	276	375.00
Gary Woodland	T9	71-75-63-67	276	375.00
Adam Scott	T9	69-72-65-70	276	375.00
Russell Henley	12	70-68-67-72	277	325.00
Matt Kuchar	13	68-71-69-70	278	300.00
Bubba Watson	14	67-73-67-73	280	285.00
Cameron Tringale	15	68-68-74-71	281	280.00
Bill Haas	16	68-71-73-70	282	275.00

Player	Pos.	Score	FedExCup Pts	Money
Brendon Todd	T17	70-75-72-66	283	267.50
Jimmy Walker	T17	73-69-69-72	283	267.50
Kevin Na	T19	70-66-75-73	284	257.50
Patrick Reed	T19	67-74-74-69	284	257.50
Zach Johnson	21	68-74-72-71	285	250.00
Hideki Matsuyama	22	71-71-71-73	286	245.00
Martin Kaymer	T23	73-69-73-73	288	235.00
Hunter Mahan	T23	74-72-71-71	288	235.00
Webb Simpson	T23	74-72-72-70	288	235.00
John Senden	26	72-75-69-74	290	225.00
Morgan Hoffmann	T27	70-73-73-76	292	217.50
Jordan Spieth	T27	71-70-80-71	292	217.50
Geoff Ogilvy	29	77-77-73-73	300	210.00

TOUR Championship Summaries

TOUR Championship

2015



Jordan Spieth

Atlanta, GA
East Lake GC

September 21-27, 2015

FedExCup Points: 2,000 (first) Purse: \$8,250,000
Par/Yards: 35-35-70/7,307

LEADERS	First Round	Second Round	Third Round
	Henrik Stenson 63 (-7)	Henrik Stenson 131 (-9)	Jordan Spieth 202 (-8)
	Paul Casey 65 (-5)	Jordan Spieth 134 (-6)	Henrik Stenson 203 (-7)
	Zach Johnson 66 (-4)	Paul Casey 135 (-5)	Paul Casey 206 (-4)
	Rory McIlroy 66 (-4)	Zach Johnson 136 (-4)	Rickie Fowler 206 (-4)
	Steven Bowditch 68 (-2)	Steven Bowditch 137 (-3)	Zach Johnson 207 (-3)
	J.B. Holmes 68 (-2)	Rory McIlroy 137 (-3)	Rory McIlroy 207 (-3)
	Brooks Koepka 68 (-2)		
	Kevin Na 68 (-2)		
	Brandt Snedeker 68 (-2)		
	Jordan Spieth 68 (-2)		

CUT: No cut. 28 of 29 players completed 72 holes.

WEATHER: Thursday: Partly cloudy with a high of 88. Wind WSW at 7-12 mph. Friday: Mist and drizzle in between showers. High of 68. Wind NNE at 10-15 mph. Saturday: Rain showers all day with a high of 71. ENE wind at 7-12 mph. Sunday: Cloudy with a high of 74. Wind E at 7-12 mph.

Player	Pos.	Score	FedExCup Pts	Money
JORDAN SPIETH	1	68-66-68-69	271	2,000.00
Danny Lee	T2	69-72-69-65	275	866.66
Justin Rose	T2	70-68-71-66	275	866.66
Henrik Stenson	T2	63-68-72-72	275	866.66
Paul Casey	T5	65-70-71-70	276	400.00
Dustin Johnson	T5	69-72-71-64	276	400.00
Bubba Watson	T5	70-71-68-67	276	400.00
J.B. Holmes	T8	68-72-68-69	277	330.00
Zach Johnson	T8	66-70-71-70	277	330.00
Jason Day	T10	69-71-70-68	278	290.00
Matt Kuchar	T10	71-70-69-68	278	290.00
Daniel Berger	T12	69-73-68-70	280	238.00
Steven Bowditch	T12	68-69-73-70	280	238.00
Rickie Fowler	T12	69-70-67-74	280	238.00
Hideki Matsuyama	T12	69-72-69-70	280	238.00

Player	Pos.	Score	FedExCup Pts	Money
Rory McIlroy	T16	66-71-70-74	281	218.00
Kevin Na	T16	68-73-70-70	281	218.00
Sangmoon Bae	T18	73-70-72-69	284	206.00
Brooks Koepka	T18	68-74-72-70	284	206.00
Robert Streb	T18	75-75-69-65	284	206.00
Jimmy Walker	T18	73-71-74-66	284	206.00
Harris English	T22	71-76-71-67	285	192.00
Charley Hoffman	T22	73-72-70-70	285	192.00
Brandt Snedeker	T22	68-72-75-70	285	192.00
Scott Piercy	T25	74-73-73-70	290	184.00
Bill Haas	T26	72-73-72-76	293	180.00
Patrick Reed	T27	72-74-77-71	294	176.00
Kevin Kisner	T28	76-77-72-73	298	172.00

TOUR Championship

2016



Rory McIlroy

Atlanta, GA
East Lake GC

September 19-25, 2016

FedExCup Points: 2,000 (first) Purse: \$8,500,000
Par/Yards: 35-35-70/7,385

LEADERS	First Round	Second Round	Third Round
	Kevin Chappell 66 (-4)	Dustin Johnson 133 (-7)	Kevin Chappell 202 (-8)
	Dustin Johnson 66 (-4)	Kevin Chappell 134 (-6)	Dustin Johnson 202 (-8)
	Hideki Matsuyama 66 (-4)	Kevin Kisner 137 (-3)	Rory McIlroy 204 (-6)
	Jason Day 67 (-3)	Hideki Matsuyama 137 (-3)	Ryan Moore 204 (-6)
	Si Woo Kim 67 (-3)	Paul Casey 138 (-2)	Hideki Matsuyama 205 (-5)
	Kevin Kisner 67 (-3)	Rory McIlroy 138 (-2)	
	Rory McIlroy 68 (-2)	Ryan Moore 138 (-2)	

CUT: No cut. 30 players started and 29 players completed 72 holes.

WEATHER: Thursday: Partly cloudy with a high of 89. Wind NNE at 6-12 mph. Friday: Clear skies with a high of 89. Wind N at 5-10 mph. Saturday: Hot and humid conditions with a high in the

lower 90s. Calm NNE wind reaching 5-10 mph in the afternoon. Sunday: Partly cloudy skies with temperatures in the lower 90s. Wind E at 5-10 mph.

Player	Pos.	Score	FedExCup Pts	Money
RORY MCILROY	1	68-70-66-64	268	2,000.00
Kevin Chappell	T2	66-68-68-66	268	1,000.00
Ryan Moore	T2	70-68-66-64	268	1,000.00
Paul Casey	4	68-70-69-64	271	600.00
Hideki Matsuyama	5	66-71-68-69	274	440.00
Dustin Johnson	T6	66-67-69-73	275	380.00
Justin Thomas	T6	68-71-69-67	275	380.00
Jason Dufner	T8	73-67-66-70	276	330.00
Adam Scott	T8	69-71-71-65	276	330.00
Emiliano Grillo	T10	73-70-66-69	278	261.60
Si Woo Kim	T10	67-72-74-65	278	261.60
Charl Schwartzel	T10	74-67-66-71	278	261.60
Bubba Watson	T10	72-73-66-67	278	261.60
Gary Woodland	T10	72-70-69-67	278	261.60
Daniel Berger	T15	74-69-68-68	279	222.00

Player	Pos.	Score	FedExCup Pts	Money
Matt Kuchar	T15	69-73-68-69	279	222.00
Roberto Castro	T17	73-70-67-70	280	208.00
William McGirt	T17	77-69-66-68	280	208.00
Sean O'Hair	T17	74-68-73-65	280	208.00
Brandt Snedeker	T17	72-69-72-67	280	208.00
Jordan Spieth	T17	68-72-72-68	280	208.00
Phil Mickelson	22	74-72-69-66	281	196.00
Russell Knox	23	73-66-71-72	282	192.00
Patrick Reed	T24	73-70-70-70	283	186.00
Jhonattan Vegas	T24	70-73-71-69	283	186.00
Kevin Kisner	26	67-70-76-71	284	180.00
J.B. Holmes	27	73-71-70-72	286	176.00
Jimmy Walker	28	74-74-71-68	287	172.00
Kevin Na	29	77-74-72-70	293	168.00

The following players did not finish
(W=withdrew)

W-67-Jason Day.

TOUR Championship Summaries

TOUR Championship

2017



Xander Schauffele

Atlanta, GA
East Lake GC

September 18-24, 2017

FedExCup Points: 2,000 (first)
Par/Yards: 35-35-70/7,385

Purse: \$8,750,000

LEADERS	First Round	Second Round	Third Round
	Kyle Stanley 64 (-6)	Paul Casey 133 (-7)	Paul Casey 198 (-12)
	Daniel Berger 66 (-4)	Webb Simpson 133 (-7)	Kevin Kisner 200 (-10)
	Paul Casey 66 (-4)	Justin Thomas 133 (-7)	Xander Schauffele 200 (-10)
	Brooks Koepka 66 (-4)	Jon Rahm 134 (-6)	Brooks Koepka 203 (-7)
	Webb Simpson 66 (-4)	Patrick Reed 134 (-6)	Patrick Reed 203 (-7)
	Xander Schauffele 69 (-1)	Justin Rose 134 (-6)	Justin Thomas 203 (-7)
		Gary Woodland 134 (-6)	
		Xander Schauffele 135 (-5)	

CUT: No cut. All 30 players completed 72 holes.

WEATHER: Thursday: Partly cloudy with a high of 90. Wind NNE 4-8 mph. Friday: Partly cloudy with a high of 89. Wind ENE 4-8 mph. Saturday: Partly cloudy with a high of 87. Wind NE 5-10

mph. Sunday: Partly cloudy with a high of 85. Wind ENE 10-15 mph.

Player	Pos.	Score	FedExCup Pts	Money
XANDER SCHAUFFELE	1	69-66-65-68	2,000.00	\$1,575,000.00
Justin Thomas	2	67-66-70-66	1,200.00	945,000.00
Russell Henley	T3	67-71-67-65	650.00	511,875.00
Kevin Kisner	T3	68-68-64-70	650.00	511,875.00
Paul Casey	5	66-67-65-73	440.00	315,000.00
Brooks Koepka	6	66-69-68-69	272	400.00
Tony Finau	T7	68-71-68-66	273	340.00
Jon Rahm	T7	67-67-70-69	273	340.00
Jordan Spieth	T7	67-70-69-67	273	340.00
Sergio Garcia	T10	73-66-68-67	274	280.00
Matt Kuchar	T10	69-71-67-67	274	280.00
Justin Rose	T10	68-66-71-69	274	280.00
Patrick Reed	T13	69-65-69-72	275	234.00
Webb Simpson	T13	66-67-72-70	275	234.00
Daniel Berger	15	66-70-72-68	276	220.00

Player	Pos.	Score	FedExCup Pts	Money
Pat Perez	16	68-68-72-69	277	212.00
Jason Day	T17	69-67-68-74	278	200.00
Dustin Johnson	T17	68-69-69-72	278	200.00
Gary Woodland	19	67-67-71-74	279	188.00
Patrick Cantlay	T20	74-66-71-69	280	172.00
Jason Dufner	T20	68-67-73-72	280	172.00
Kyle Stanley	T20	64-73-70-73	280	172.00
Adam Hadwin	23	71-67-73-70	281	156.00
Brian Harman	T24	72-70-71-70	283	145.00
Marc Leishman	T24	71-71-69-72	283	145.00
Rickie Fowler	T26	73-74-70-69	286	133.00
Hideki Matsuyama	T26	75-68-73-70	286	133.00
Kevin Chappell	T28	75-72-72-69	289	121.00
Charley Hoffman	T28	73-73-71-72	289	121.00
Jhonattan Vegas	30	72-74-70-74	290	112.00

TOUR Championship Summaries

TOUR Championship

2018



Tiger Woods

Atlanta, GA
East Lake GC

September 17-23, 2018

FedExCup Points: 2,000 (first)
Par/Yards: 35-35-70/7,346

Purse: \$9,000,000

LEADERS	First Round	Second Round	Third Round
	Rickie Fowler 65 (-5)	Justin Rose 133 (-7)	Tiger Woods 198 (-12)
	Tiger Woods 65 (-5)	Tiger Woods 133 (-7)	Rory McIlroy 201 (-9)
	Justin Rose 66 (-4)	Rory McIlroy 135 (-5)	Justin Rose 201 (-9)
	Gary Woodland 66 (-4)	Patrick Cantlay 136 (-4)	Jon Rahm 204 (-6)
	Tony Finau 67 (-3)	Billy Horschel 136 (-4)	Kyle Stanley 204 (-6)
	Rory McIlroy 67 (-3)	Jon Rahm 136 (-4)	
	Justin Thomas 67 (-3)	Justin Thomas 136 (-4)	

CUT: No cut. All 30 players completed 72 holes.

Sunday: Partly cloudy with a high of 90. Wind SE at 5-10 mph.

WEATHER: Thursday: Sunny with a high of 93. Wind ESE at 5-10 mph. Friday: Sunny with a high of 91. Wind SE at 5-10 mph. Saturday: Partly cloudy with a high of 90. Wind SSE at 4-8 mph.

Player	Pos.	Score	FedExCup Pts	Money
TIGER WOODS	1	65-68-65-71 269	2,000.00	\$1,620,000.00
Billy Horschel	2	71-65-69-66 271	1,200.00	972,000.00
Dustin Johnson	3	69-70-67-67 273	760.00	621,000.00
Hideki Matsuyama	T4	72-66-71-65 274	460.00	372,000.00
Justin Rose	T4	66-67-68-73 274	460.00	372,000.00
Webb Simpson	T4	69-70-68-67 274	460.00	372,000.00
Rickie Fowler	T7	65-72-73-65 275	330.00	279,900.00
Rory McIlroy	T7	67-68-66-74 275	330.00	279,900.00
Xander Schauffele	T7	68-70-68-69 275	330.00	279,900.00
Justin Thomas	T7	67-69-70-69 275	330.00	279,900.00
Paul Casey	T11	68-71-66-71 276	252.00	225,450.00
Tommy Fleetwood	T11	69-69-70-68 276	252.00	225,450.00
Jon Rahm	T11	68-68-68-72 276	252.00	225,450.00
Gary Woodland	T11	66-72-68-70 276	252.00	225,450.00
Tony Finau	T15	67-71-67-72 277	212.00	190,800.00

Player	Pos.	Score	FedExCup Pts	Money
Kyle Stanley	T15	69-68-67-73 277	212.00	\$190,800.00
Aaron Wise	T15	70-69-67-71 277	212.00	190,800.00
Jason Day	18	68-73-69-68 278	196.00	180,000.00
Bryson DeChambeau	19	71-75-66-67 279	188.00	176,400.00
Cameron Smith	20	70-73-69-68 280	180.00	172,800.00
Patrick Cantlay	T21	71-65-76-69 281	160.00	163,800.00
Patton Kizzire	T21	71-71-68-71 281	160.00	163,800.00
Marc Leishman	T21	73-69-68-71 281	160.00	163,800.00
Francesco Molinari	T21	70-75-69-67 281	160.00	163,800.00
Kevin Na	25	72-68-72-71 283	142.00	154,800.00
Keegan Bradley	T26	73-73-69-69 284	133.00	150,300.00
Brooks Koepka	T26	69-78-67-70 284	133.00	150,300.00
Patrick Reed	28	72-74-72-71 289	124.00	147,600.00
Bubba Watson	29	70-72-73-75 290	118.00	145,800.00
Phil Mickelson	30	73-72-76-72 293	112.00	144,000.00

TOUR Championship Summaries

TOUR Championship

2019



Rory McIlroy

Atlanta, GA
East Lake GC

August 22-25, 2019

FedExCup Points: --
Par/Yards: 35-35--70 | 7,346

Purse: \$60,000,000

LEADERS	First Round	Second Round	Third Round
	T1 Brooks Koepka -10	1 Brooks Koepka -13	1 Brooks Koepka -15
	T1 Xander Schauffele -10	T2 Rory McIlroy -12	T2 Rory McIlroy -14
	T1 Justin Thomas -10	T2 Justin Thomas -12	T2 Xander Schauffele -14
	4 Rory McIlroy -9	4 Xander Schauffele -11	T4 Paul Casey -11
	T5 Matt Kuchar -8	5 Paul Casey -9	T4 Justin Thomas -11
	T5 Patrick Cantlay -8	6 Patrick Cantlay -7	

CUT: No cut. All 30 players completed 72 holes.

WEATHER: Thursday: Partly cloudy. High of 93. Wind SW 5-10 mph. Friday: Partly cloudy. High of 91. Wind WSW 10-15 mph. Due to inclement weather, round two was suspended from 4:07 p.m.

until 5:33 p.m. (a delay of 1 hour, 26 minutes). Saturday: Partly cloudy with isolated showers and thunderstorms in the afternoon. High of 85. Wind ENE 4-8 mph. Play was suspended due to inclement weather at 4:17 p.m. and called for the day at 5:27 p.m. Sunday: The third round resumed at 8 a.m. Cloudy and cooler. High of 79. Wind E 7-15 mph.

Pos.	Player	Starting (Pos.)	Scores	Total	Finish
1	RORY MCILROY	-5 (5)	66 67 68 66	267	-18
2	Xander Schauffele	-4 (T6)	64 69 67 70	270	-14
T3	Brooks Koepka	-7 (3)	67 67 68 72	274	-13
T3	Justin Thomas	-10 (1)	70 68 71 68	277	-13
5	Paul Casey	-2 (T16)	66 67 68 72	273	-9
6	Adam Scott	-3 (T11)	68 70 71 66	275	-8
7	Tony Finau	-3 (T11)	70 69 70 67	276	-7
8	Chez Reavie	-1 (T21)	71 64 70 70	275	-6
T9	Kevin Kisner	-2 (T16)	71 70 68 68	277	-5
T9	Hideki Matsuyama	-3 (T11)	66 75 66 71	278	-5
T9	Patrick Reed	-6 (4)	70 70 73 68	281	-5
T12	Bryson DeChambeau	E (T26)	68 71 67 70	276	-4
T12	Jon Rahm	-4 (T6)	68 72 68 72	280	-4
14	Jason Kokrak	E (T26)	71 67 72 67	277	-3
15	Gary Woodland	-3 (T11)	68 73 69 71	281	-2
T16	Tommy Fleetwood	-1 (T21)	69 70 71 70	280	-1
T16	Webb Simpson	-4 (T6)	74 70 68 71	283	-1
T16	Matt Kuchar	-4 (T6)	66 72 71 74	283	-1
T19	Sungjae Im	-1 (T21)	67 71 73 70	281	E
T19	Rickie Fowler	-2 (T16)	71 71 70 70	282	E
T21	Louis Oosthuizen	E (T26)	70 71 70 70	281	+1
T21	Abraham Ancer	-4 (T6)	72 69 72 72	285	+1
T21	Patrick Cantlay	-8 (2)	70 71 75 73	289	+1
T24	Marc Leishman	-1 (T21)	71 73 72 67	283	+2
T24	Brandt Snedeker	-2 (T16)	73 72 67 72	284	+2
T26	Corey Conners	-1 (T21)	68 71 71 74	284	+3
T26	Justin Rose	-2 (T16)	68 74 71 72	285	+3
28	Charles Howell III	E (T26)	68 73 71 72	284	+4
T29	Lucas Glover	E (T26)	73 75 70 72	290	+10
T29	Dustin Johnson	-3 (T11)	73 72 75 73	293	+10

TOUR Championship Summaries

TOUR Championship

2020



Dustin Johnson

Atlanta, GA
East Lake GC

September 4-7, 2020

FedExCup Points: --
Par/Yards: 35-35-70/7,346

Purse: \$60,000,000

LEADERS	First Round:	Second Round:	Third Round:
	T1 Jon Rahm -13	1 Dustin Johnson -13	1 Dustin Johnson -19
	T1 Dustin Johnson -13	2 Sungjae Im -12	T2 Xander Schauffele -14
	3 Justin Thomas -11	3 Xander Schauffele -11	T2 Justin Thomas -14
	4 Rory McIlroy -9	4 Justin Thomas -10	4 Jon Rahm -13
	5 Abraham Ancer -7		

CUT: No cut. All 30 players completed 72 holes.

reaching into the mid-80s. Wind ENE 10-15 mph. Sunday: Sunny. High of 86. Wind E 5-10 mph.

WEATHER: Thursday: Partly cloudy with a high of 92. Wind WNW 10-15 mph. Friday: Mostly sunny, less humid with a high of 87. Wind N 6-12 mph. Saturday: Sunny skies with temperatures


Player	Pos.	Score	**Total	Starting FedExCup Strokes
DUSTIN JOHNSON	1	67 70 64 68	-21	-10
Xander Schauffele	T2	67 65 67 66	-18	-3
Justin Thomas	T2	66 71 66 66	-18	-7
Jon Rahm	4	65 74 66 66	-17	-8
Scottie Scheffler	5	71 66 66 65	-14	-2
Collin Morikawa	6	71 65 67 69	-13	-5
Tyrrell Hatton	7	67 66 71 66	-12	-2
Rory McIlroy	T8	64 71 70 67	-11	-3
Sebastián Muñoz	T8	71 65 70 66	-11	-3
Patrick Reed	T8	71 66 70 65	-11	-3
Sungjae Im	11	68 64 72 70	-10	-4
Harris English	T12	70 69 69 67	-9	-4
Webb Simpson	T12	70 71 68 68	-9	-6
Mackenzie Hughes	14	70 69 66 67	-8	-
Daniel Berger	T15	69 71 64 73	-7	-4
Hideki Matsuyama	T15	70 70 67 70	-7	-4
Tony Finau	17	68 71 66 71	-6	-2
Abraham Ancer	T18	64 71 69 72	-5	-1
Lanto Griffin	T18	67 69 69 72	-5	-2
Viktor Hovland	T20	69 69 68 70	-4	-
Brendon Todd	T20	67 68 70 74	-4	-3
Bryson DeChambeau	22	72 69 69 71	-3	-4
Kevin Kisner	23	72 68 69 71	-1	-1
Cameron Champ	T24	68 71 70 71	E	-
Cameron Smith	T24	68 68 73 71	E	-
Ryan Palmer	T24	72 72 70 67	E	-1
Kevin Na	T27	69 70 71 72	1	-1
Joaquin Niemann	T27	72 72 67 72	1	-2
Marc Leishman	29	66 75 73 69	2	-1
Billy Horschel	30	70 73 71 70	4	-

** - Total includes Starting FedExCup Strokes

TOUR Championship Summaries

TOUR Championship

2021



Patrick Cantlay

Atlanta, GA
East Lake GC

September 2-5, 2021

FedExCup Points: --
Par/Yards: 35-35--70 | 7,346

Purse: \$60,000,000

LEADERS	First Round	Second Round	Third Round
	Patrick Cantlay -13	Patrick Cantlay -13	Patrick Cantlay -20
	Jon Rahm -11	Jon Rahm -11	Jon Rahm -18
	Bryson DeChambeau -8	Bryson DeChambeau -8	Justin Thomas -15
	Harris English -8	Harris English -8	Kevin Na -13
	Viktor Hovland -7	Viktor Hovland -7	Billy Horschel -10
	Justin Thomas -7	Justin Thomas -7	Abraham Ancer -10
	Cameron Smith -7	Cameron Smith -7	

CUT: CUT: No cut. 29 of 30 players completed 72 holes.

WEATHER: **Friday:** Partly cloudy. High of 92. Wind WNW 10-15 mph. **Saturday:** Mostly sunny. High of 87. Wind N 6-12 mph. **Sunday:** Sunny. High of 85. Wind ENE 10-15 mph. **Monday:** Sunny. High of 86. Wind E 5-10 mph.

Pos	Player	Starting	Scores	Total	Finish
1	PATRICK CANTLAY	-10	67 66 67 69	269	-21
2	Jon Rahm	-6	65 65 68 68	266	-20
3	Kevin Na	-2	66 67 66 67	266	-16
4	Justin Thomas	-4	67 67 65 70	269	-15
T5	Xander Schauffele	-2	68 69 67 64	268	-14
T5	Viktor Hovland	-3	66 68 70 65	269	-14
7	Bryson DeChambeau	-7	69 67 72 66	274	-13
8	Dustin Johnson	-3	68 69 68 67	272	-11
T9	Billy Horschel	E	65 68 67 70	270	-10
T9	Abraham Ancer	-4	69 70 65 70	274	-10
T11	Daniel Berger	E	72 69 67 64	272	-8
T11	Jason Kokrak	-2	67 68 72 67	274	-8
T11	Tony Finau	-8	72 67 73 68	280	-8
T14	Sergio Garcia	E	68 70 66 69	273	-7
T14	Rory McIlroy	-2	68 66 74 67	275	-7
T14	Louis Oosthuizen	-3	68 67 71 70	276	-7
T14	Cameron Smith	-5	68 68 73 69	278	-7
T18	Harris English	-4	66 69 75 68	278	-6
T18	Sam Burns	-4	71 70 69 68	278	-6
T20	Sungjae Im	-3	71 70 70 68	279	-4
T20	Jordan Spieth	-4	69 67 70 74	280	-4
T22	Erik van Rooyen	E	69 73 68 67	277	-3
T22	Scottie Scheffler	-1	67 72 68 71	278	-3
T22	Corey Connors	-1	67 72 70 69	278	-3
25	Patrick Reed		72 69 66 71	278	-2
T26	Stewart Cink		72 68 71 70	281	E
T26	Hideki Matsuyama		77 65 69 70	281	E
T26	Collin Morikawa		70 73 68 72	283	E
29	Joaquin Niemann		72 71 70 72	285	+4
W/D	Brooks Koepka		67 71	138	

TOUR Championship Summaries

TOUR Championship

2022



Rory McIlroy

Atlanta, GA Aug 25-28, 2022
East Lake Golf Club

Bonus Schedule
Par/Yardage: 35-35--70/7346 yds.

LEADERS	Round 1	Round 2	Round 3
	Scottie Scheffler -15	Scottie Scheffler -19	Scottie Scheffler -23
	Xander Schauffele -10	Xander Schauffele -17	Rory McIlroy -17
	Matt Fitzpatrick -9	Jon Rahm -13	Xander Schauffele -17
	Joaquin Niemann -8	Patrick Cantlay -12	Patrick Cantlay -16
	Patrick Cantlay -8	Sungjae Im -12	Sungjae Im -16

CUT: No cut. All 30 players completed 72 holes.

WEATHER: Thursday: Mostly cloudy with scattered showers. High of 80. Wind S 4-8 mph. Preferred lies were in effect for the first round. Friday: Partly cloudy. High of 85. Wind S 4-8 mph. Preferred lies were in effect for the second round. Saturday: Partly cloudy. High of 88. Wind SE

4-8 mph. The third round was suspended due to inclement weather at 1:29 p.m. ET and resumed at 2:25 p.m. (56 minutes). Play was suspended again at 6:36 p.m. ET and was eventually called for the day, with 14 players yet to complete their rounds. Sunday: The third round resumed at 9:45 a.m. ET and was completed at 11:03 a.m. Mostly sunny. High of 88. Wind ESE 7-14 mph.

Player	Pos.	Score	**Total	Starting FedExCup Strokes
RORY MCILROY	1	67 67 63 66	-21	-4
Sungjae Im	T2	67 65 66 66	-20	-4
Scottie Scheffler	T2	65 66 66 73	-20	-10
Xander Schauffele	4	66 63 70 69	-18	-6
Max Homa	T5	71 62 66 66	-17	-2
Justin Thomas	T5	67 68 63 68	-17	-3
Sepp Straka	T7	68 68 64 68	-16	-4
Patrick Cantlay	T7	70 66 66 70	-16	-8
Tony Finau	9	72 66 67 64	-15	-4
Tom Hoge	10	66 66 66 69	-14	-1
Hideki Matsuyama	T11	70 66 63 70	-13	-2
Joaquin Niemann	T11	64 67 69 69	-13	-2
Aaron Wise	T13	65 67 66 70	-12	-
Jordan Spieth	T13	68 68 69 65	-12	-2
J.T. Poston	T15	65 69 66 69	-11	-
Viktor Hovland	T15	71 68 67 65	-11	-2
Matt Fitzpatrick	T15	64 71 67 70	-11	-3
Jon Rahm	T15	67 63 71 71	-11	-3
Cameron Young	19	67 67 70 69	-10	-3
Cameron Smith	20	67 71 68 69	-9	-4
Brian Harman	T21	68 70 68 67	-8	-1
Billy Horschel	T21	68 70 66 69	-8	-1
Collin Morikawa	T21	66 69 65 73	-8	-1
Sam Burns	24	69 74 67 68	-7	-5
Adam Scott	25	68 70 68 70	-4	-
Corey Connors	26	74 66 71 67	-3	-1
K.H. Lee	27	68 72 69 70	-1	-
Sahith Theegala	28	71 72 67 71	1	-
Scott Stallings	29	70 74 69 73	3	-3

** - Total includes Starting FedExCup Strokes

TOUR Championship Summaries

TOUR Championship

2023



Viktor Hovland

Atlanta, GA Aug 24-27, 2022
East Lake Golf Club

FEC Bonus Pool: \$75,000,000 Winner Receives: \$18,000,000
Par/Yardage: 35-35--70/7346 yds.

LEADERS	First Round	Second Round	Third Round
	Collin Morikawa -10	Viktor Hovland -16	Viktor Hovland -20
	Keegan Bradley -10	Collin Morikawa -16	Xander Schauffele -14
	Viktor Hovland -10	Scottie Scheffler -14	Keegan Bradley -13
	Scottie Scheffler -9	Keegan Bradley -13	Collin Morikawa -13

CUT: All 30 players completed 72 holes.

WEATHER: Thursday: Mostly Sunny. High of 95. Wind WNW 4-8 mph. **Friday:** Mostly sunny with a high of 97 degrees and winds NW at 8-13 mph. **Saturday:** Mostly sunny with a high of 99 degrees and winds NW at 5-12 mph. The third round was suspended at 5:28 p.m. ET due to a

dangerous weather situation and resumed at 6:43 p.m. ET, a delay of 1 hour and 15 minutes. **Sunday:** Mostly sunny with a high of 96 degrees and winds SSE at 4-8 mph. The final round was suspended at 1:57 p.m. ET due to inclement weather and resumed at 3:50 p.m. ET, a delay of 1 hour and 53 minutes.

Player	Pos.	Score	**Total	Starting FedExCup Strokes
VIKTOR HOVLAND	1	68 64 66 63	-27	-8
Xander Schauffele.....	2	67 64 68 62	-22	-3
Wyndham Clark.....	3	68 67 68 65	-16	-4
Rory McIlroy.....	4	70 67 71 65	-14	-7
Patrick Cantlay.....	5	69 68 68 66	-13	-4
Collin Morikawa.....	T6	61 64 73 72	-11	-1
Tommy Fleetwood.....	T6	71 70 65 66	-11	-3
Scottie Scheffler.....	T6	71 65 73 70	-11	-10
Sam Burns.....	T9	66 66 71 67	-10	-
Adam Schenk.....	T9	63 70 69 69	-10	-1
Keegan Bradley.....	T9	63 67 70 73	-10	-3
Matt Fitzpatrick.....	T9	67 68 71 68	-10	-4
Max Homa.....	T9	70 67 69 68	-10	-4
Sepp Straka.....	T14	66 71 65 69	-9	-
Russell Henley.....	T14	65 71 72 66	-9	-3
Tyrrell Hatton.....	T16	64 67 72 69	-8	-
Rickie Fowler.....	T16	68 73 68 66	-8	-3
Lucas Glover.....	T18	72 67 69 70	-7	-5
Jon Rahm.....	T18	69 65 71 74	-7	-6
Tony Finau.....	T20	70 68 70 68	-6	-2
Si Woo Kim.....	T20	70 72 68 66	-6	-2
Tom Kim.....	T20	67 70 72 67	-6	-2
Brian Harman.....	23	68 70 70 72	-4	-4
Sungjae Im.....	24	71 71 68 69	-3	-2
Nick Taylor.....	25	71 67 69 72	-2	-1
Corey Connors.....	26	70 71 66 74	-1	-2
Jordan Spieth.....	27	69 71 70 71	1	-
Jason Day.....	28	67 70 74 73	3	-1
Emiliano Grillo.....	T29	73 72 70 71	6	-
Taylor Moore.....	T29	71 75 72 69	6	-1

** - Total includes Starting FedExCup Strokes

TPC Southwind



TPC Southwind Course Records (1989-2023)

SCORING

LOW 9-HOLE SCORE:

28 (Front 9) **Harris English**, Round 1, 2021
Joel Edwards, Round 2, 2002

29 (Back 9) **Lee Westwood**, 2010
Tom Pernice, Jr., 2004
Boo Weekley, 2002
Clarence Ross, 1998
Gil Morgan, 1996
Gene Sauers, 1995

BEST 18-HOLE SCORE:

61 **Justin Rose**, 2023
Tom Lewis, 2020
Bob Estes, 2001
Jay Delsing, 1993

BEST FIRST-ROUND SCORE:

61 **Bob Estes**, 2001
62 **Si Woo Kim**, 2022
J.J. Spaun, 2022
Harris English, 2021
Brooks Koepka, 2020
Jon Rahm, 2019

BEST SECOND-ROUND SCORE:

62 **Abraham Ancer**, 2021
Cameron Smith, 2021
John Cook, 1996
Jim Gallagher, Jr., 1995
Jim McGovern, 1992

BEST THIRD-ROUND SCORE:

61 **Justin Rose**, 2023
Tom Lewis, 2020
62 **Rory McIlroy**, 2019
Mike Sullivan, 1992
Tom Kite, 1990

BEST FINAL-ROUND SCORE:

62 **Jay Delsing**, 1993

BEST 36-HOLE SCORE:

126 **David Frost**, 1999
John Cook, 1996
127 **Harris English**, 2021

BEST 54-HOLE SCORE:

189 **John Cook**, 1996
192 **Harris English**, 2021

BEST 72-HOLE SCORE:

258 **John Cook**, 1996
261 **Dustin Johnson**, 2018

HOLES-IN-ONE:

1990: **Dillard Pruitt**, 4th hole, Round 2
1991: **Lanny Wadkins**, 4th hole, Round 3

1992: **Gil Morgan**, 4th hole, Round 3
1995: **Kawika Cotner**, 4th hole, Round 2
1997: **David Berganio, Jr.**, 11th hole, Round 3
1998: **Kevin Wentworth**, 4th hole, Round 3
Ted Tryba, 8th hole, Round 2
2001: **Joe Ogilvie**, 8th hole, Round 1
2002: **Bob Estes**, 14th hole, Round 3
2003: **David Peoples**, 8th hole, Round 2
Joel Kribel, 11th hole, Round 2
Willie Wood, 4th hole, Round 4
2004: **Jim Carter**, 8th hole, Round 2
Michael Allen, 4th hole, Round 3
2010: **Alex Cejka**, 4th hole, Round 3
Billy Mayfair, 8th hole, Round 1
Will MacKenzie, 8th hole, Round 1
2013: **Eric Meierdierks**, 8th hole, Round 3
Stuart Appleby, 8th hole, Round 1
2015: **David Hearn**, 4th hole, Round 2
Hudson Swafford, 14th hole, Round 2
2018: **Stewart Cink**, 8th hole, Round 3
2019: **Kevin Tway**, 4th hole, Round 4
2023: **Sam Burns**, 11th hole, Round 3

DOUBLE EAGLES:

2010: **Steve Wheatcroft**, 3rd hole, Round 2
2000: **Bill Glasson**, 5th hole (when par-5), Round 1
1990: **Phil Blackmar**, 3rd hole, Round 2

LOW FINISH BY WINNER AT TPC SOUTHWIND:

62 **Woody Austin**, 2007

HIGH FINISH BY WINNER AT TPC SOUTHWIND:

73 **Ben Crane**, 2014
Justin Leonard, 2005
David Toms, 2004

LOW START BY WINNER AT TPC SOUTHWIND:

61 **Bob Estes**, 2001

HIGH START BY WINNER AT TPC SOUTHWIND:

72 **Woody Austin**, 2007
Jeff Maggert, 2006
Tom Kite, 1990

PLAYOFFS AT TPC SOUTHWIND:

1990: **Tom Kite** defeated **John Cook**
1994: **Dicky Pride** defeated **Gene Sauers** and **Hal Sutton**
1998: **Nick Price** defeated **Jeff Sluman**
2008: **Justin Leonard** defeated **Robert Allenby** and **Trevor Immelman**
2010: **Lee Westwood** defeated **Robert Garrigus** and **Robert Karlsson**
2011: **Harrison Frazar** defeated **Robert Karlsson**
2021: **Abraham Ancer** defeated **Sam Burns** and **Hideki Matsuyama**
2022: **Will Zalatoris** defeated **Sepp Straka**
2023: **Lucas Glover** defeated **Patrick Cantlay**

FedEx

St. Jude

CHAMPIONSHIPSM

PAST CHAMPIONS

2007 – Steve Stricker	2016 – Patrick Reed
2008 – Vijay Singh	2017 – Dustin Johnson
2009 – Heath Slocum	2018 – Bryson DeChambeau
2010 – Matt Kuchar	2019 – Patrick Reed
2011 – Dustin Johnson	2020 – Dustin Johnson
2012 – Nick Watney	2021 – Tony Finau
2013 – Adam Scott	2022 – Will Zalatoris
2014 – Hunter Mahan	2023 – Lucas Glover
2015 – Jason Day	

